

# WINNIE the Scoop! Newsletter #13

NOVEMBER 17, 2021



**Please share this information with all WIC Information System users!**

## Table of Contents

Requirements Validation Testing (RVT) for Cycle 7 Begins December 1, 2021 .....	2
The WINNIE Application/Software .....	2
Risk Factors – Certification/Mid-Certification Assessment Mode.....	2
Risk Factors – Participant Folder.....	6
Pseudo-Certs .....	6
Resolving Risk Factors .....	7
Breastfeeding Pseudo-certs .....	9
High Risk.....	9
Certification History .....	12
Future Newsletters .....	14

## Requirements Validation Testing (RVT) for Cycle 7 Begins December 1, 2021

The delayed Cycle 7 RVT, originally slated for last March, 2021, will begin at the State Office on December 1, 2021. This will be a thorough testing of many of the functions developed for the Clinic module, including: Benefit Issuance, Direct Ship, Benefits History, Adjust Benefits (Food Adjustment Wizard revision), Food Prescriptions, Prescreen, VOCs, Change Household ID, and Appointment Scheduling.

## The WINNIE Application/Software

Although WINNIE isn't considered a "new" system (since the database is the same and the internal code is simply being rewritten) like when we transitioned to HuBERT, by the very nature of making the system browser-based, how it looks and feels to the user will be very different.

Therefore, going forward we will take a look at some of the screens in WINNIE and some exciting new changes that will be coming. In this newsletter, we'll take a look at the Risk Factors and Certifications screens.

## Risk Factors – Certification/Mid-Certification Assessment Mode

The Risk Factors (1) screen has much of the same functionality whether in the Certification/Mid-Certification Assessment Mode (2) or Participant Folder. The Certification Period (3) panel displays the Cert Start and Cert

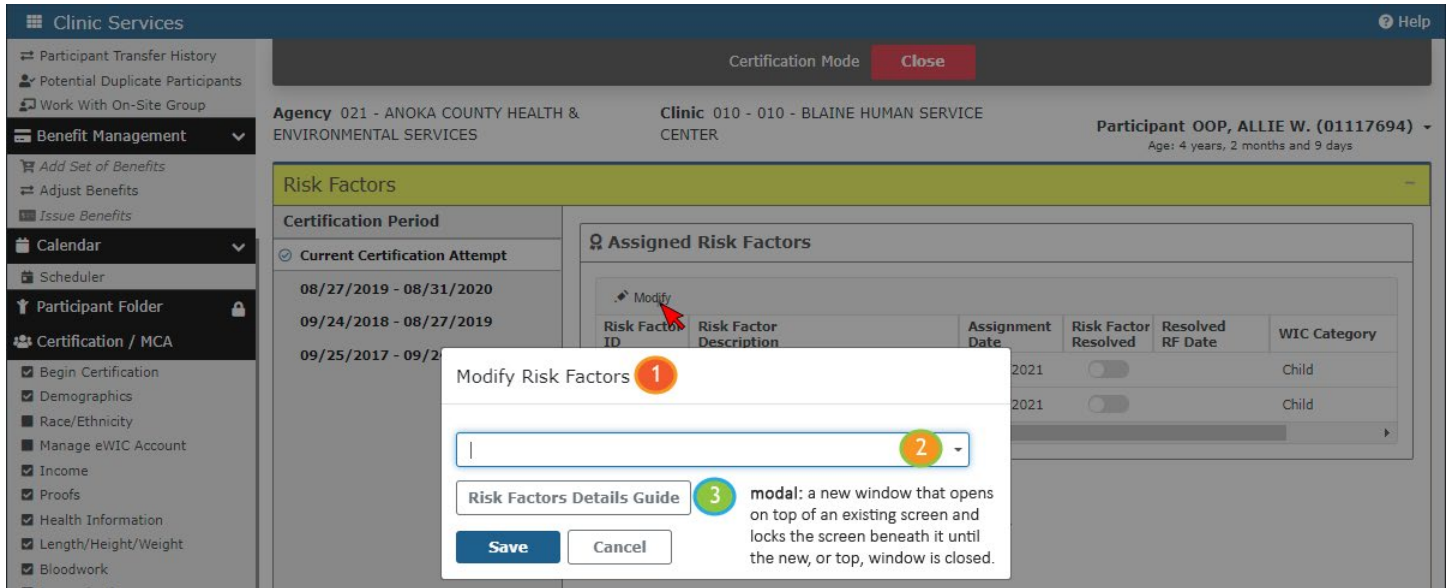
The screenshot shows the WINNIE application interface. The top header displays 'Clinic Services' and 'Help'. Below the header, there is a navigation sidebar on the left with options like 'Participant Transfer History', 'Benefit Management', 'Calendar', 'Participant Folder', and 'Certification / MCA'. The main content area is titled 'Risk Factors' and is in 'Certification Mode' (indicated by a red 'Close' button). The 'Certification Period' (3) panel shows three attempts: '08/27/2019 - 08/31/2020', '09/24/2018 - 08/27/2019', and '09/25/2017 - 09/24/2018'. The 'Assigned Risk Factors' (5) grid displays two risk factors:

Risk Factor ID	Risk Factor Description	Assignment Date	Risk Factor Resolved	Resolved RF Date	WIC Category
113	Obese (Children 2-5 years) *	11/15/2021	<input type="checkbox"/>		Child
201	Low Hematocrit/Low Hemoglobin	11/15/2021	<input type="checkbox"/>		Child

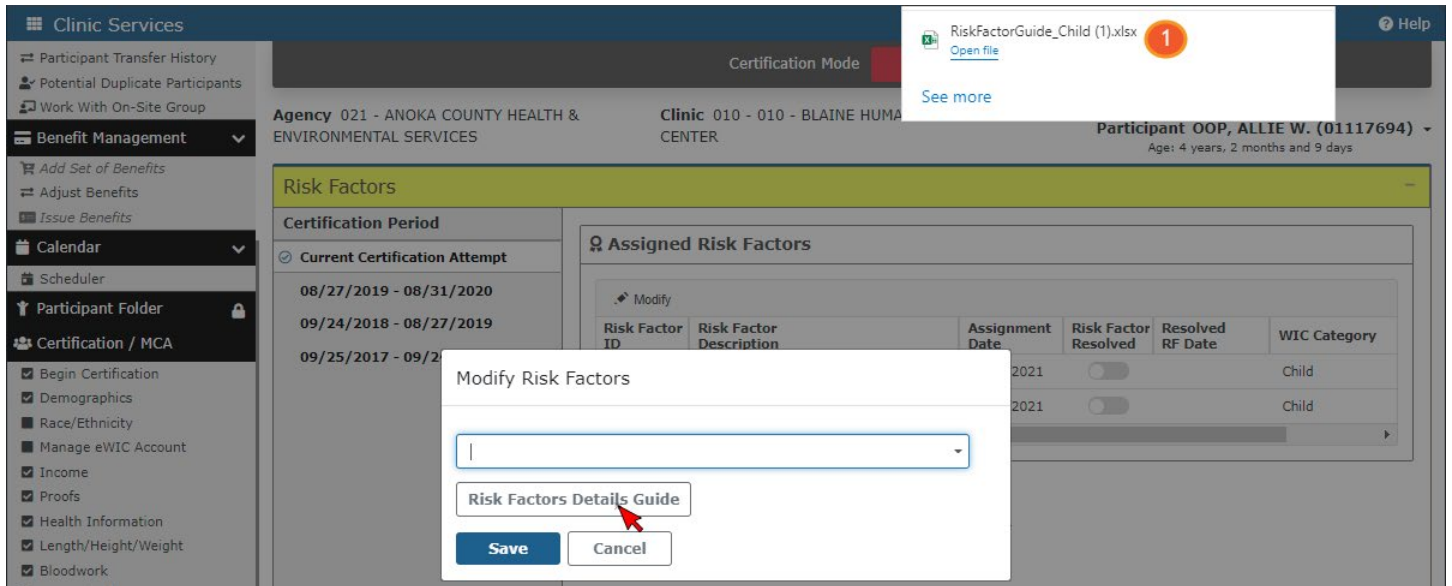
Numbered callouts (1-7) highlight specific UI elements: (1) Risk Factors menu item, (2) Certification Mode button, (3) Certification Period panel, (4) Current Certification Attempt dropdown, (5) Assigned Risk Factors grid, (6) Risk Factor ID column, and (7) Modify button.

During a cert or MCA, the Assigned Risk Factors (5) grid displays all risk factors assigned (6) during the certification/MCA. A "Modify" (7) button displays during a certification/MCA attempt and in the participant folder (as long as the participant is in a current certification) and allows CPA-assigned risk factors to be added by the user.

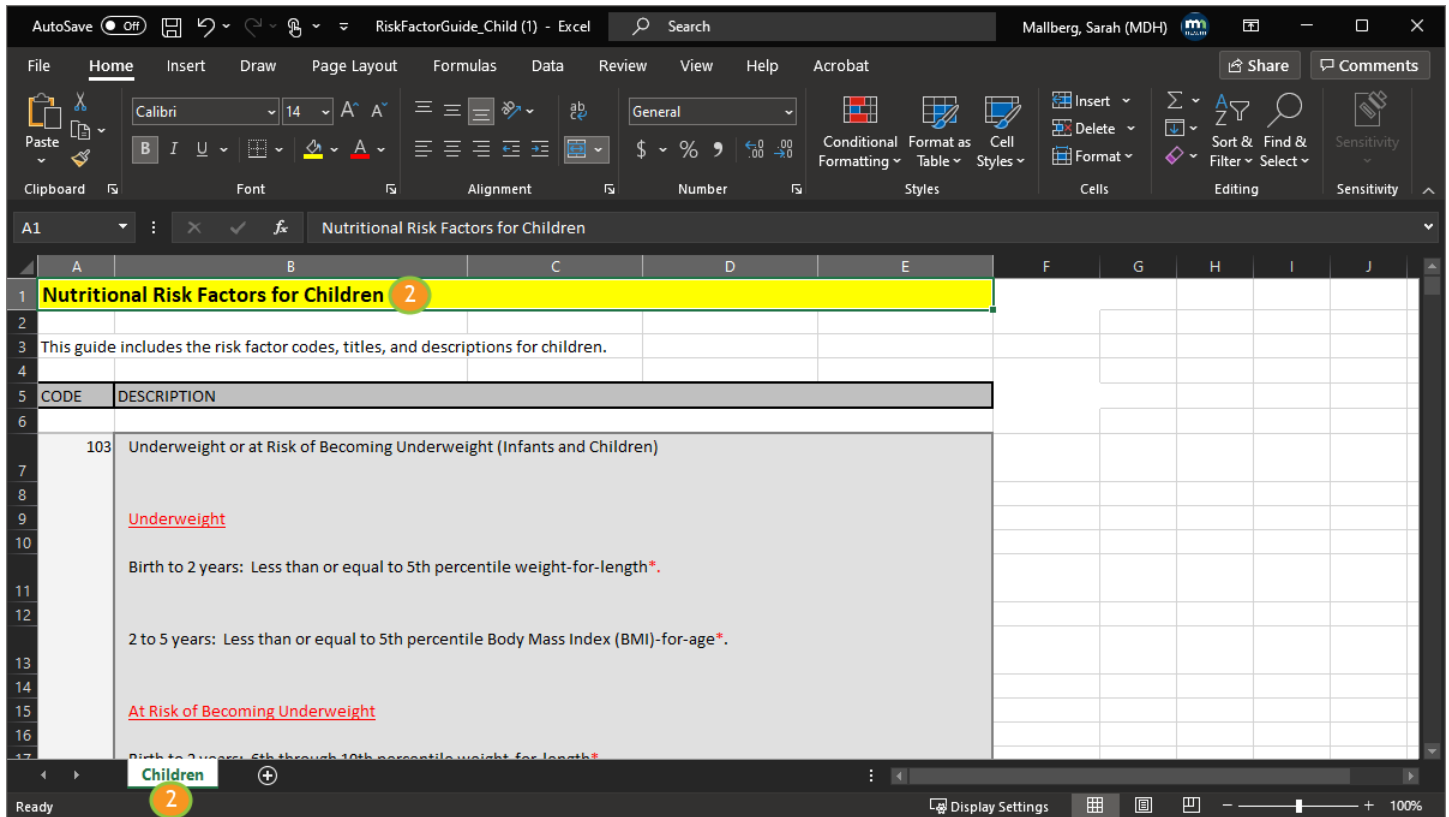
Clicking the **Modify** button opens the *Modify Risk Factors* modal (1), which has a multi-select drop-down list (2), as well as access to the Risk Factors Details Guide (3).



Clicking the **Risk Factors Details Guide** button allows the user to download an Excel version (1) of the guide...



...specific to the type (2) of participant.



In the Modify Risk Factors modal, clicking the drop-down displays a list of risk factors (1) that can be CPA-assigned and is specific to the participant's WIC Type. The asterisk (2) is an indicator of a high-risk risk factor.



The risk factor list doesn't include any risk factors that have already been assigned and multiple risk factors can be assigned at the same time.

425A - Inappropriate beverages as primary milk source x

- 342 - Gastro-Intestinal Disorders \*
- 425B - Use of sugar-containing fluids
- 425C - Inappropriate use of bottles, cups or pacifiers
- 425D - Feeding practices that ignore child's development
- 425E - Feeding possible harmful foods to child
- 425F - Feeding diet very low in calories/nutrients
- 425G - Feeding supplements w/ possible harmful effects
- 425H - Inadequate Vitamin/Mineral Supplements
- 425I - Eating nonfood items (pica)

### Modify Risk Factors

425A - Inappropriate beverages as primary milk source x

425B - Use of sugar-containing fluids x

[Risk Factors Details Guide](#)

**Save**

Cancel

Clicking the scroll bar at the bottom of the grid...

### Assigned Risk Factors

Modify

Risk Factor ID	Risk Factor Description	Assignment Date	Risk Factor Resolved	Resolved RF Date	WIC Category
113	Obese (Children 2-5 years) *	11/15/2021	<input type="checkbox"/>		Child
425A	Inappropriate beverages as primary m...	11/15/2021	<input type="checkbox"/>		Child
425B	Use of sugar-containing fluids	11/15/2021	<input type="checkbox"/>		Child
201	Low Hematocrit/Low Hemoglobin	11/15/2021	<input type="checkbox"/>		Child

✔ Changes saved.

...displays the Assignment Method column, which indicates whether the risk factor was system-assigned (S) or CPA-assigned (C). (NOTE: This column should automatically display on all laptop monitors.)

### Assigned Risk Factors

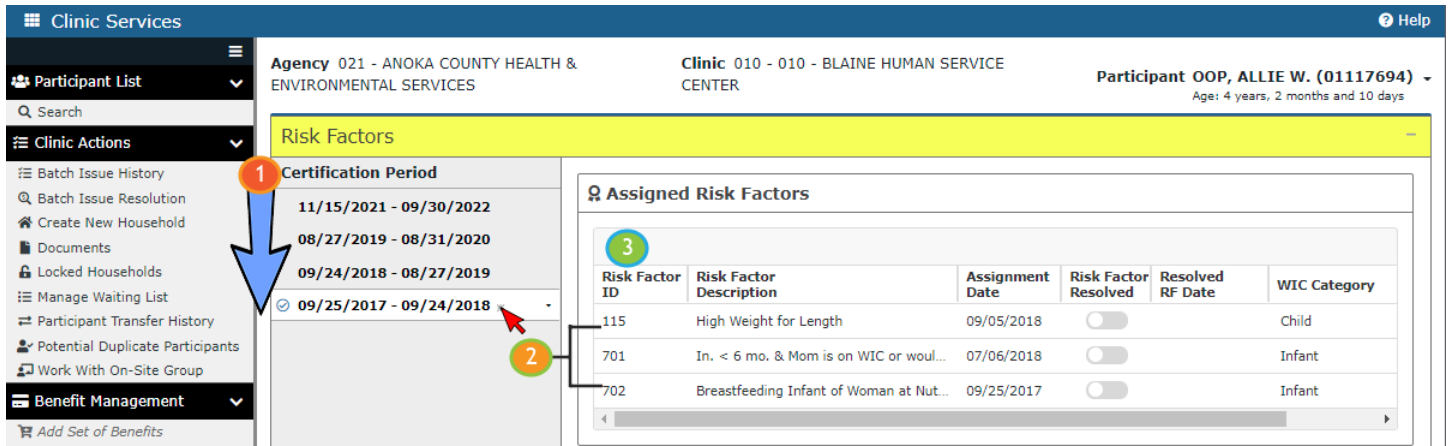
Modify

Risk Factor Description	Assignment Date	Risk Factor Resolved	Resolved RF Date	WIC Category	Assignment Method
Obese (Children 2-5 years) *	11/15/2021	<input type="checkbox"/>		Child	S
Inappropriate beverages as primary m...	11/15/2021	<input type="checkbox"/>		Child	C
Use of sugar-containing fluids	11/15/2021	<input type="checkbox"/>		Child	C
Low Hematocrit/Low Hemoglobin	11/15/2021	<input type="checkbox"/>		Child	S

## Risk Factors – Participant Folder

Continuing our review of the Risk Factor screen in the Participant Folder...

Unlike HuBERT, the certification periods are listed chronologically with the most recent at the top (1) (instead of the bottom). Clicking on a set of dates, displays the risk factors assigned during that certification period (2).

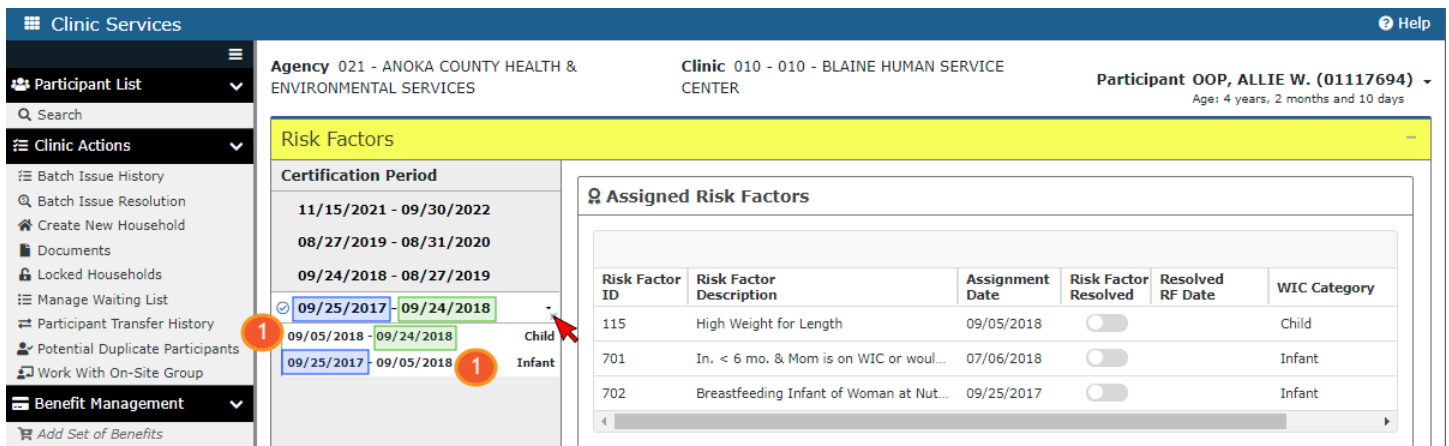


Since risk factors cannot be assigned to previous certification periods, the Modify (3) button no longer displays.

## Pseudo-Certs

Although the functionality of the pseudo-cert is maintained in WINNIE, since it would have been too difficult to rewrite the code to remove it, how pseudo-certs display is more streamlined and simpler. Remember, a pseudo-cert occurs when there is a change in WIC Type, or assigned risk factors, during the certification period.

In WINNIE, a drop-down arrow displays next to the certification dates to indicate there was a change in WIC Type during that cert. When clicked, the original Cert Start and Cert End Dates continue to display and a panel expands below them that lists the two segments of the certification and their corresponding WIC Types: the Cert Start Date (blue) through the date of the WIC Type change (1) and the date of the WIC Type change (1) to the Cert End Date (green).



The grid also displays pseudo-cert information, but in a much more streamlined way. The Assignment Date (1) column indicates the date each risk factor was assigned during the certification period and each date change is indicative of a pseudo-cert.

Assigned Risk Factors						
Risk Factor ID	Risk Factor Description	Assignment Date	Risk Factor Resolved	Resolved RF Date	WIC Category	Assignment Method
115	High Weight for Length	09/05/2018	<input type="checkbox"/>		Child	S
701	In. < 6 mo. & Mom is on WIC or would...	07/06/2018	<input type="checkbox"/>		Infant	C
702	Breastfeeding Infant of Woman at Nutr...	09/25/2017	<input type="checkbox"/>		Infant	S

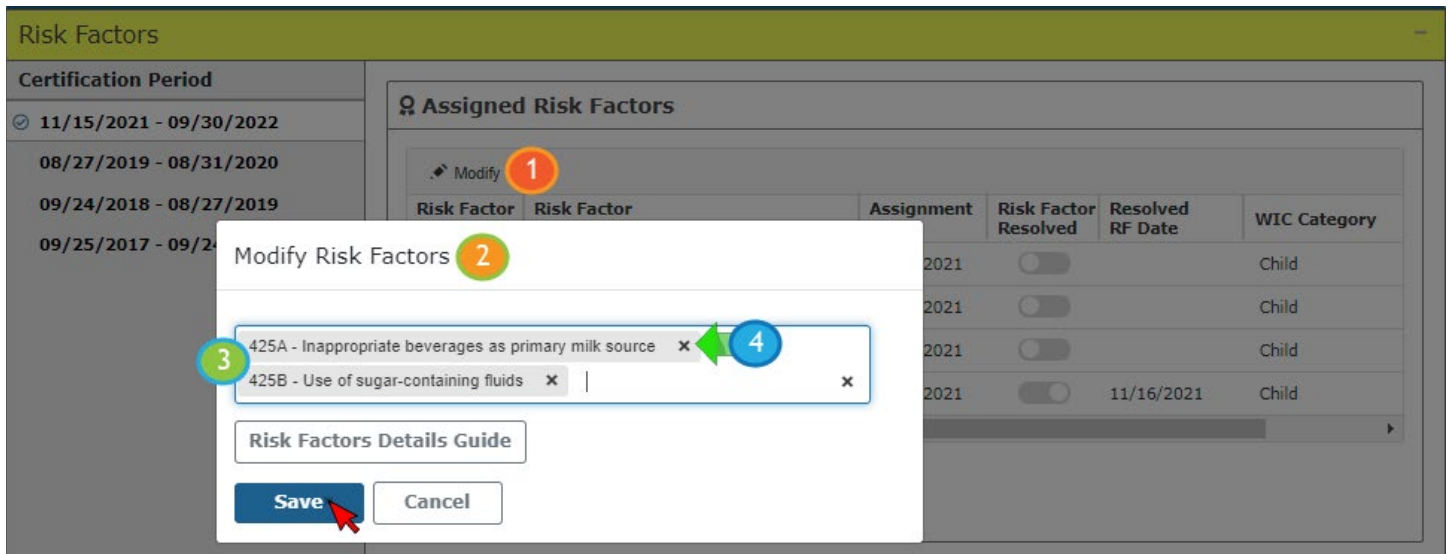
In this instance, there were two pseudo-certs during the certification period. While the participant was an infant the system assigned 702 during the cert on 9/25/17 (2); the CPA assigned 701 on 7/6/18 (3) (pseudo-cert #1); and the system assigned 115 on 9/5/18 when it re-assessed her risk factors and she was changed to a child (4) by the End-of-Day process (pseudo-cert #2).

### Resolving Risk Factors

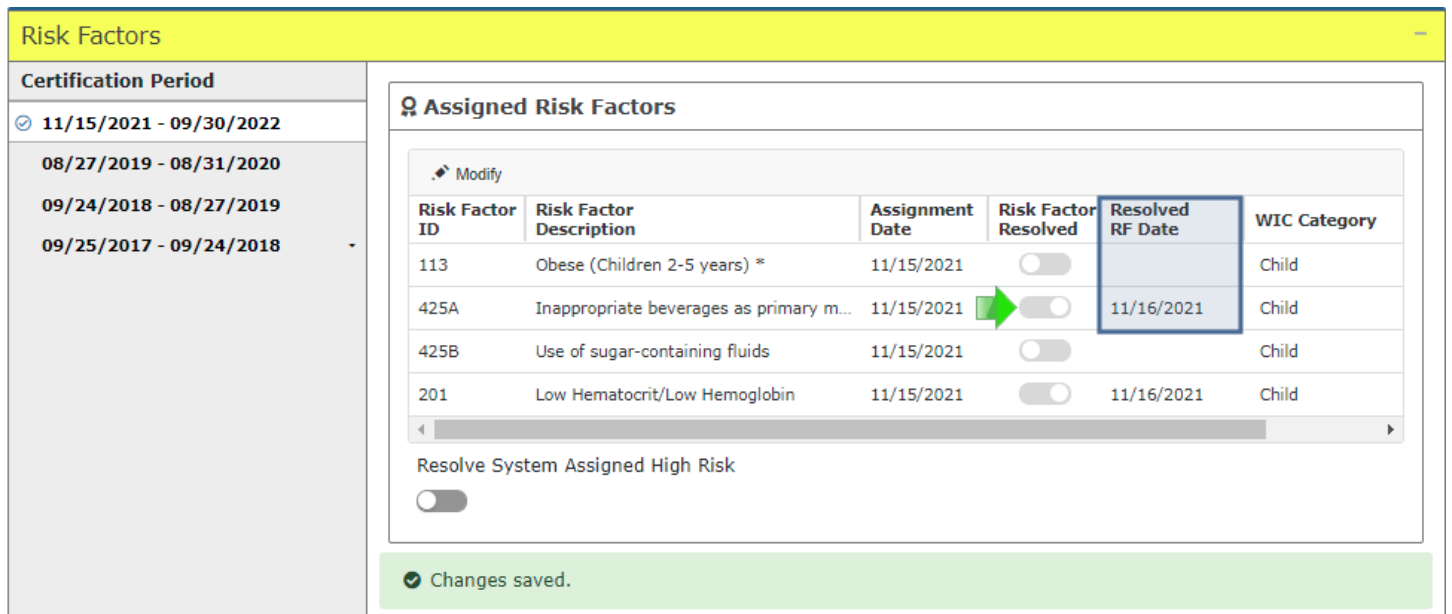
The resolution of risk factors also creates pseudo-certs and again, this is presented much more simply in the grid. If something happens within the participant folder to prompt the system to reassess the assigned risk factors, such as a new measurement, and consequently a risk factor is resolved, the system will toggle on the Risk Factor Resolved toggle and display the date the risk factor was “removed” in the Resolved RF Date column.

Risk Factors						
Certification Period						
11/15/2021 - 09/30/2022						
08/27/2019 - 08/31/2020						
09/24/2018 - 08/27/2019						
09/25/2017 - 09/24/2018						
Assigned Risk Factors						
Modify						
Risk Factor ID	Risk Factor Description	Assignment Date	Risk Factor Resolved	Resolved RF Date	WIC Category	
113	Obese (Children 2-5 years) *	11/15/2021	<input type="checkbox"/>		Child	
425A	Inappropriate beverages as primary m...	11/15/2021	<input type="checkbox"/>		Child	
425B	Use of sugar-containing fluids	11/15/2021	<input type="checkbox"/>		Child	
201	Low Hematocrit/Low Hemoglobin	11/15/2021	<input checked="" type="checkbox"/>	11/16/2021	Child	

CPA-assigned risk factors can also be resolved by clicking the **Modify** button (1), which re-opens the Modify Risk Factors modal (2). The modal displays all current CPA-assigned risk factors (3) and the user can click the X (4) next to the risk factor definition to remove it.



Again, the system will turn the Risk Factor Resolved toggle on and display the date in the Resolve RF Date column.



**NOTE!** If a risk factor is resolved during the certification, or on the same date as the certification while in the Participant Folder, the risk factor will simply be removed from the grid as if it had never been assigned.



### Breastfeeding Pseudo-certs

For Breastfeeding women less than 6 months postpartum who change to Non-Breastfeeding during their certification, the Risk Factors screen will display the change in WIC Type the same as an infant changing to a child.

The screenshot shows the 'Risk Factors' interface. On the left, the 'Certification Period' list includes several dates, with '09/25/2017 - 03/31/2018' selected. Below it, two rows show transitions: '10/18/2017 - 03/31/2018' labeled 'Non-breastfeeding' and '09/25/2017 - 10/18/2017' labeled 'Breastfeeding'. On the right, the 'Assigned Risk Factors' table lists four items:

Risk Factor ID	Risk Factor Description	Assignment Date	Risk Factor Resolved	Resolved RF Date	WIC Category	Assignment Method
359	Recent Major Surgery Trauma Burns	10/18/2017	<input type="checkbox"/>		Non-breastfeeding	S
427D	Inadequate Vitamin/Mineral Supple...	10/18/2017	<input type="checkbox"/>		Non-breastfeeding	C
201	Low Hematocrit/Low Hemoglobin	09/25/2017	<input type="checkbox"/>		Breastfeeding	S
601	Breastfeeding Mother of Infant at Nutr...	09/25/2017	<input type="checkbox"/>		Breastfeeding	S

Also, the Cert End Date will be recalculated to the last date of the month in which their infant’s 6-month birthdate falls and the updated Cert End Date will display in the Risk Factors screen.

For women more than 6 months postpartum, a pseudo-cert is not created. The system simply terminates their certification for categorical ineligibility.

### High Risk

Like HuBERT, in the participant folder, CPAs can assign high risk, or resolve system-assigned high risk, for participants in a current certification.

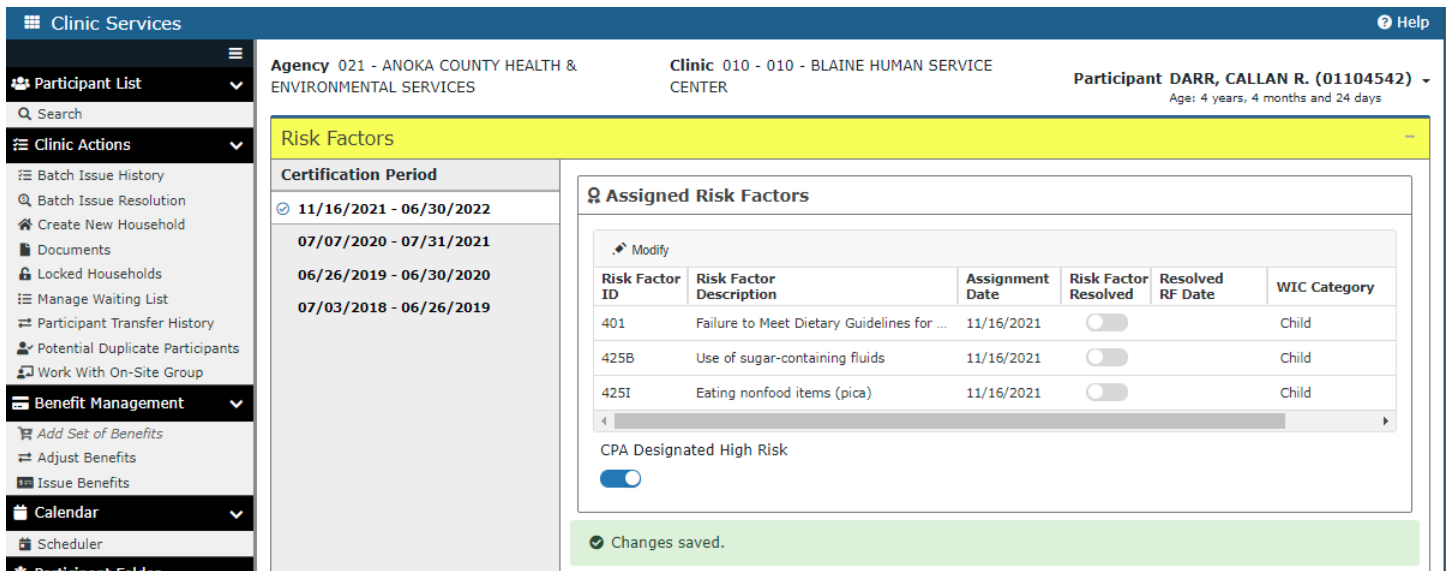
For participants who are **not** high risk, the **CPA Designated High Risk** toggle displays beneath the Assigned Risk Factors grid. CPAs can assign high risk by clicking the toggle.

The screenshot shows the 'Risk Factors' screen for a participant named DARR, CALLAN R. The 'Certification Period' is '11/16/2021 - 06/30/2022'. The 'Assigned Risk Factors' table lists three items:

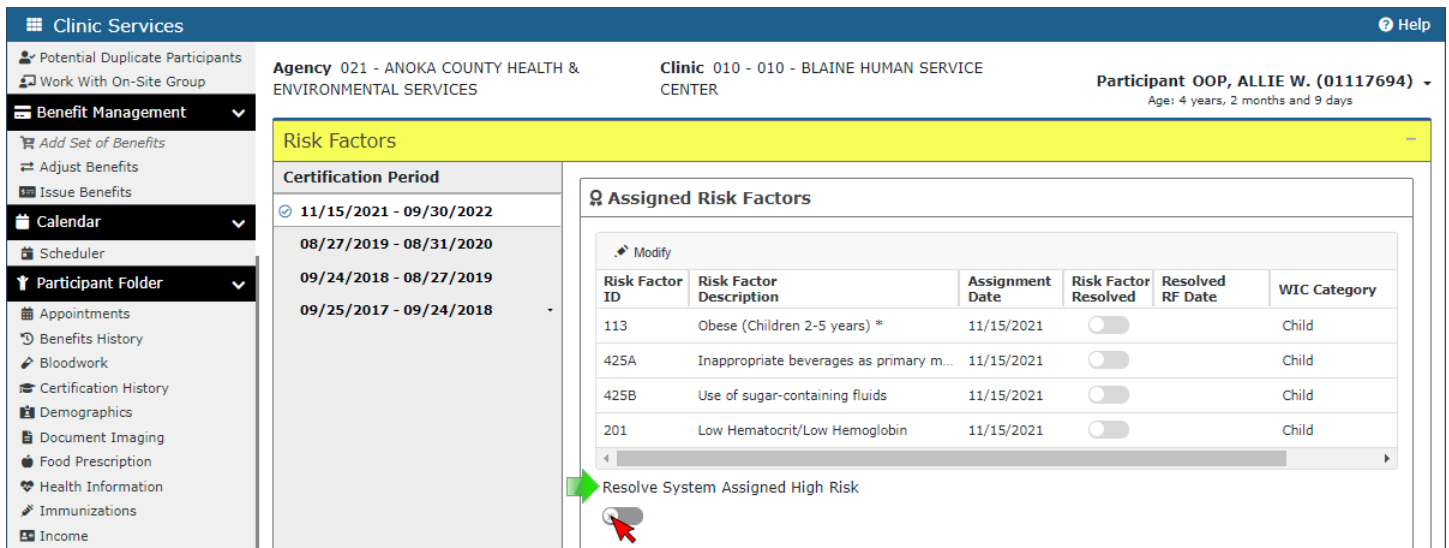
Risk Factor ID	Risk Factor Description	Assignment Date	Risk Factor Resolved	Resolved RF Date	WIC Category
401	Failure to Meet Dietary Guidelines for ...	11/16/2021	<input type="checkbox"/>		Child
425B	Use of sugar-containing fluids	11/16/2021	<input type="checkbox"/>		Child
425I	Eating nonfood items (pica)	11/16/2021	<input type="checkbox"/>		Child

Below the table, there is a toggle labeled 'CPA Designated High Risk' which is currently turned off.

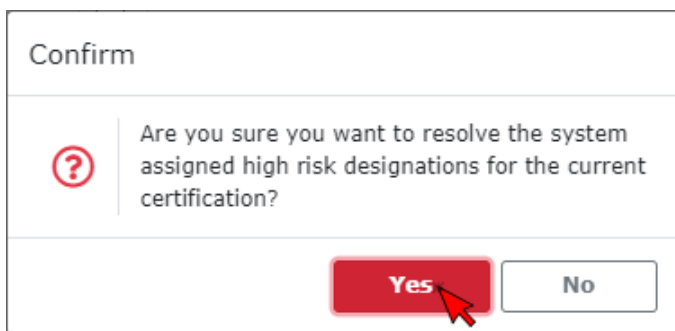
Once toggled on, the screen headers and Show Details headers (Participant Search) will display yellow.



For participants who have a system-assigned high-risk risk factor, the **Resolve System Assigned High Risk** toggle displays below the grid. CPAs can remove the high-risk assignment by clicking the toggle.



Once toggled on, a Confirm message displays:



Clicking Yes on the Confirm message results in the yellow headers being removed...

**Risk Factors**

**Certification Period**

- 11/15/2021 - 09/30/2022
- 08/27/2019 - 08/31/2020
- 09/24/2018 - 08/27/2019
- 09/25/2017 - 09/24/2018

**Assigned Risk Factors**

Risk Factor ID	Risk Factor Description	Assignment Date	Risk Factor Resolved	Resolved RF Date	WIC Category
113	Obese (Children 2-5 years) *	11/15/2021	<input type="checkbox"/>		Child
425A	Inappropriate beverages as primary m...	11/15/2021	<input type="checkbox"/>		Child
425B	Use of sugar-containing fluids	11/15/2021	<input type="checkbox"/>		Child
201	Low Hematocrit/Low Hemoglobin	11/15/2021	<input type="checkbox"/>		Child

Resolve System Assigned High Risk

Changes saved.

...and a System Note being auto-generated.

**Manage Notes**

Display

SOAP Notes x General Notes x Breastfeeding Notes x System Notes x

Search Reset

**Results**

+ Add General Note + Add SOAP Note + Add BF Note Print Note Full Page View Edit Delete

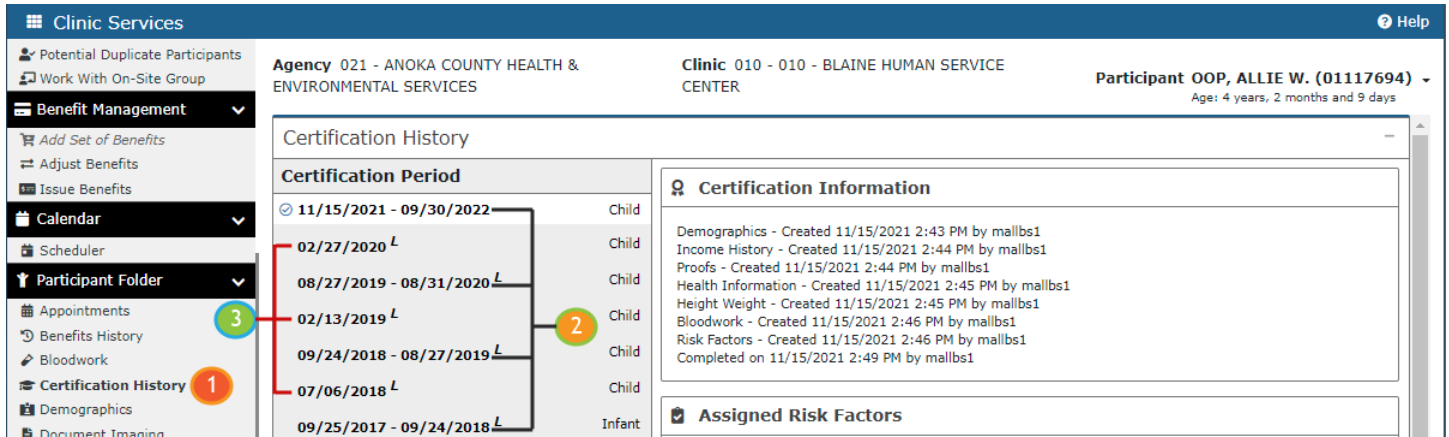
Note Type	Created Date	Subject	Staff Member
General	11/15/2021	High Risk Resolution	Sarah Mallberg
General	07/24/2020	High Risk: Follow-up	
General	04/06/2020	Other	
General	04/03/2020	High Risk: Follow-up	

Note Text

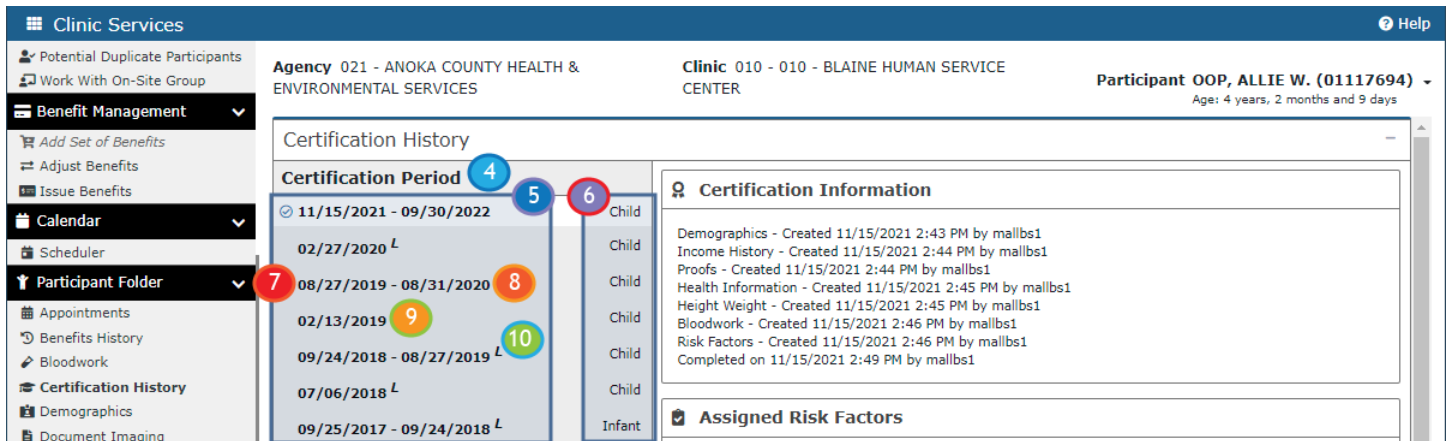
System assigned high risk resolved by mallbs1 on 11/15/2021 2:58:13 PM

## Certification History

Like HuBERT, the Certification History (1) screen only displays information pertaining to certifications (2) and mid-certification assessments (MCAs) (3) and will not display VOCs.



The Certification Period (4) panel displays the dates (5) and WIC Types (6) associated with each certification or MCA. Certs are represented by both a Start Date (7) and an End Date (8), while MCAs display the single Completed Date (9). An italicized “L” (10) displays next to all certifications and MCAs that were completed prior to WINNIE.



The information in this screen is completely static. In HuBERT, the system adjusts the Cert End Date of the previous cert so that the Cert Start Date of the next cert does not overlap it. It also adjusts the Cert End Date and WIC Type when women change from Breastfeeding to Non-Breastfeeding. In WINNIE, the information that displays in the Certification History screen is a “snapshot” of the certification/MCA and the information does not update or change.

The Certification (or Mid-Certification Assessment) Information (1) card displays the screens that were completed (2) while in Certification (or Mid-Certification Assessment) Mode including the date, time and the staff ID of the person recorded as having completed the screen. A modified date/time/staff ID will also display if changes are made by another staff person to a screen that was already completed.

The screenshot shows the 'Certification History' table for Allie W. (01117694) with the following entries:

Certification Period	Age
11/15/2021 - 09/30/2022	Child
02/27/2020 <sup>L</sup>	Child
08/27/2019 - 08/31/2020 <sup>L</sup>	Child
02/13/2019 <sup>L</sup>	Child
09/24/2018 - 08/27/2019 <sup>L</sup>	Child

The 'Certification Information' card (1) lists the following completed screens (2):

- Demographics - Created 11/15/2021 2:43 PM by mallbs1
- Income History - Created 11/15/2021 2:44 PM by mallbs1
- Proofs - Created 11/15/2021 2:44 PM by mallbs1
- Health Information - Created 11/15/2021 2:45 PM by mallbs1
- Height Weight - Created 11/15/2021 2:45 PM by mallbs1
- Bloodwork - Created 11/15/2021 2:46 PM by mallbs1
- Risk Factors - Created 11/15/2021 2:46 PM by mallbs1
- Completed on 11/15/2021 2:49 PM by mallbs1

Unlike HuBERT, the Income History line (3) will display the household income create date, time, and staff person for all members of the same household that were certified on the same date, and not just for the member for whom the household income record was originally entered. (In this example, the income was entered into Allie’s income screen and Mama, certified on the same date, displays the same information.)

The screenshot shows the 'Certification History' table for Mama S. (00075991) with the following entries:

Certification Period	Age
11/15/2021 - 04/30/2022	Pregnant
04/03/2020 - 09/30/2020 <sup>L</sup>	Non-breastfeedin <sup>3</sup>

The 'Certification Information' card (1) lists the following completed screens (2):

- Demographics - Created 11/15/2021 3:15 PM by mallbs1
- Income History - Created 11/15/2021 2:44 PM by mallbs1
- Proofs - Created 11/15/2021 3:15 PM by mallbs1

The Assigned Risk Factors (1) card in the Certification History screen is a new feature in WINNIE. It displays the risk factors (2) that were assigned at the time of the certification or MCA. Like in the Risk Factors screen, the asterisk (3) indicates a high-risk risk factor.

The 'Assigned Risk Factors' card (1) displays the following risk factors (2):

Risk Fact...	Risk Factor Description
113	Obese (Children 2-5 years) *
425A	Inappropriate beverages as primary milk source
425B	Use of sugar-containing fluids
201	Low Hematocrit/Low Hemoglobin

At the bottom of the Certification History screen, the participant and staff signatures captured at the end of the certification display.

The screenshot shows the 'Certification History' screen for participant ALLIE W. (01117694). The left sidebar contains navigation options like 'Benefit Management', 'Calendar', and 'Participant Folder'. The main area displays a list of certification periods with columns for dates and participant age. The selected certification is 07/06/2018 (Child). Below the list, a detailed view for this certification is shown, including a list of assigned risk factors and a section for signatures.

Risk Fact...	Risk Factor Description
113	Obese (Children 2-5 years) *
425A	Inappropriate beverages as primary milk source
425B	Use of sugar-containing fluids
201	Low Hematocrit/Low Hemoglobin

**Signatures**

Authorized/Alternate Representative	Staff Member
<i>Manal</i>	<i>S. Mauberg</i>

As we saw in the Risk Factors screen, clicking dates in the Certification Period panel displays the information associated with that certification or MCA.

This screenshot shows the same 'Certification History' screen, but with the 07/06/2018 certification selected. A detailed view for this certification is displayed, showing 'Mid-Certification Assessment Information' and 'Assigned Risk Factors'.

Risk Facto...	Risk Factor Description
115	High Weight for Length

## Future Newsletters

Next month, we will provide a status update on the Results Validation Testing (RVT) and, if possible, a tentative timeline for UAT.

Minnesota Department of Health - WIC Program 85 E 7<sup>th</sup> Place, PO BOX 64882, ST PAUL MN 55164-0882; 651-201-4444, [health.wic@state.mn.us](mailto:health.wic@state.mn.us), [www.health.state.mn.us](http://www.health.state.mn.us); To obtain this information in a different format, call: 651-201-4444