

# How to Register for Health Care Homes e-Learning Courses

## MDH LEARNING CENTER

Register for the Health Care Homes e-Learning courses by completing the following steps:

1. Log in to the [MDH Learning Center](#). If you do not have an account, you will need to create one. There is no cost for creating an account. Leave browser open once you've logged in.
2. From the courses menu below, click on the registration link for the course you wish to enroll in.

Example:


[Check Up From the Neck Up](#) ▾

A course for clinicians and care team members focusing on best practices and tools for diagnosing cognitive impairment in older adults. Created in partnership with: Act on Alzheimer's, this free course includes video demonstrations, webinars, and practice exercises.

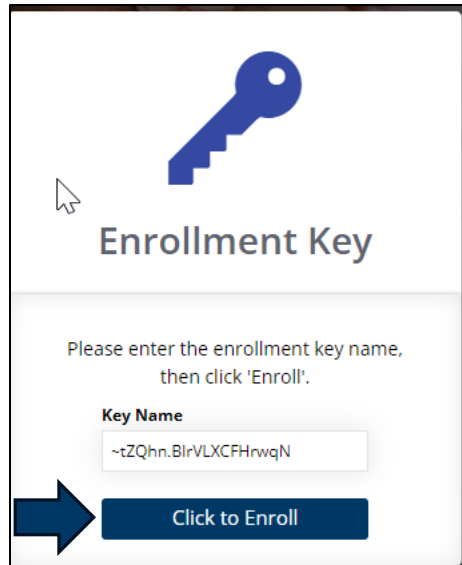
Learning Objectives:

1. Describe the value of timely detection of cognitive impairment and dementia
2. Administer, score, and interpret at least one objective cognitive assessment tool
3. Discuss cognitive assessment results and next steps with patients and other providers

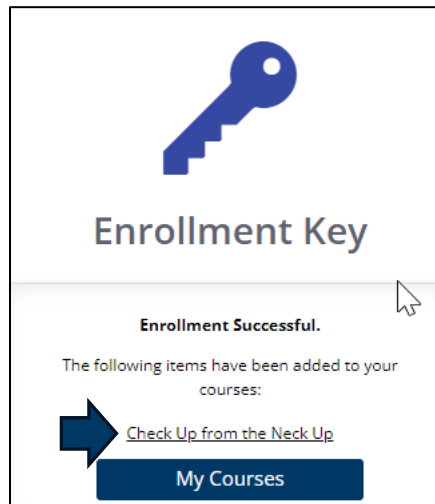
This free online course was developed in partnership with ACT on Alzheimer's.

 [Register](#) on the MDH Learning Center.

3. When the enrollment key appears, click on the "Click to Enroll" button.



4. When the enrollment success message appears, click on the title of the course link to go directly to the course. Do NOT click on “My Courses”.



5. You will receive an email confirming your registration.
6. Complete the course. If you do not complete the course right away, you can return to it later.
7. After completing the course, you will receive a certificate of completion via e-mail. Submit this to your licensing board for CEU credit. Your completion certificate can be found in the Transcript section of your MDH Learning Center account.

Please contact [Health Care Homes](#) for assistance.