

Service Area/Apex Network/MNN014 MNN015

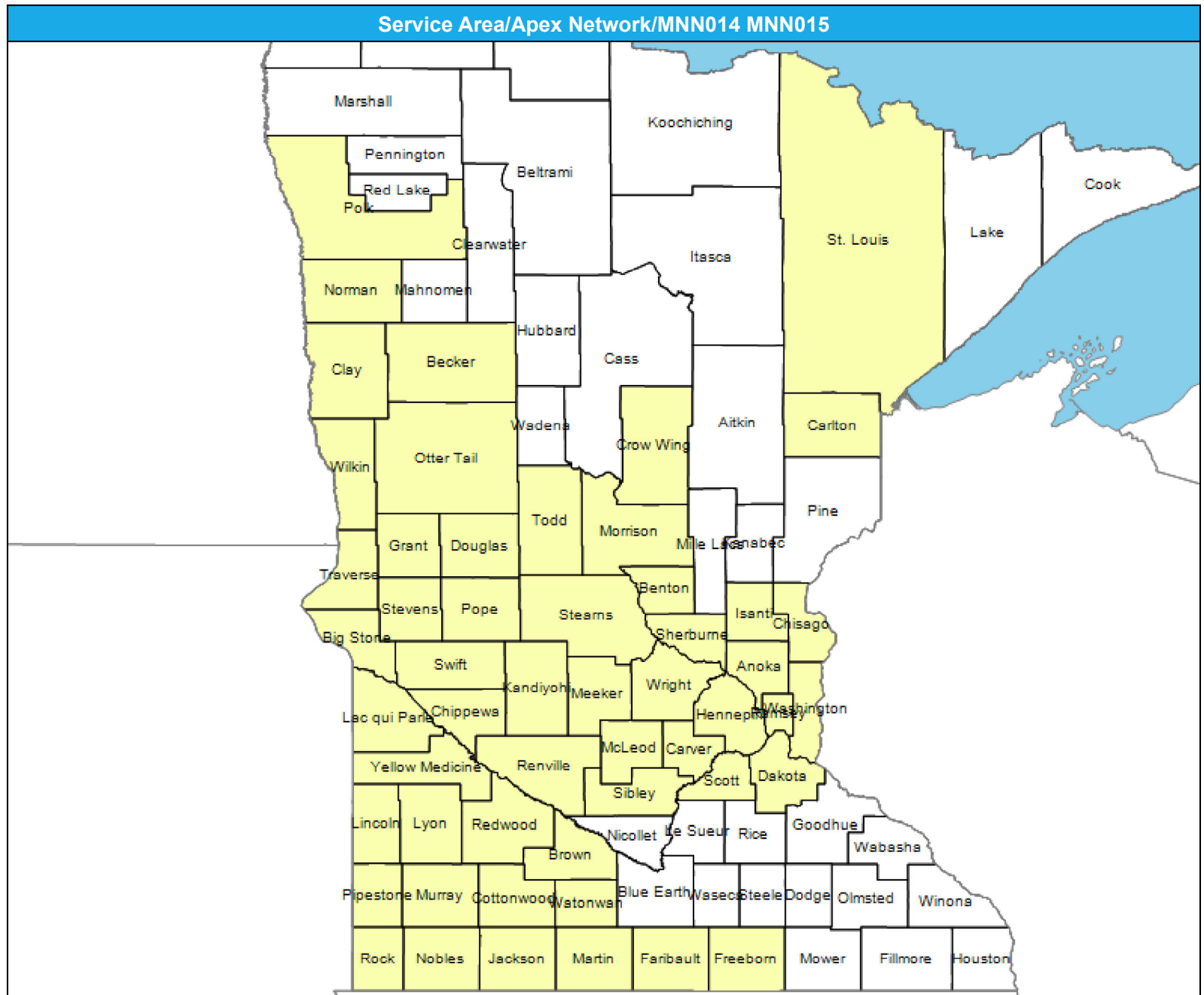
May 8, 2024

Created by...
HealthPartners

Service Areas

Apex Network

21.57 miles



General Hospital Facilities/Apex Network/MNN014 MNN015

May 8, 2024

Created by...

HealthPartners

Hospitals

172 providers at 171 locations

- ◆ All providers

Hospitals

Employee Group

National Proxy Census (Apex Network)

Provider Group

Hospitals

26,659 eligible locations

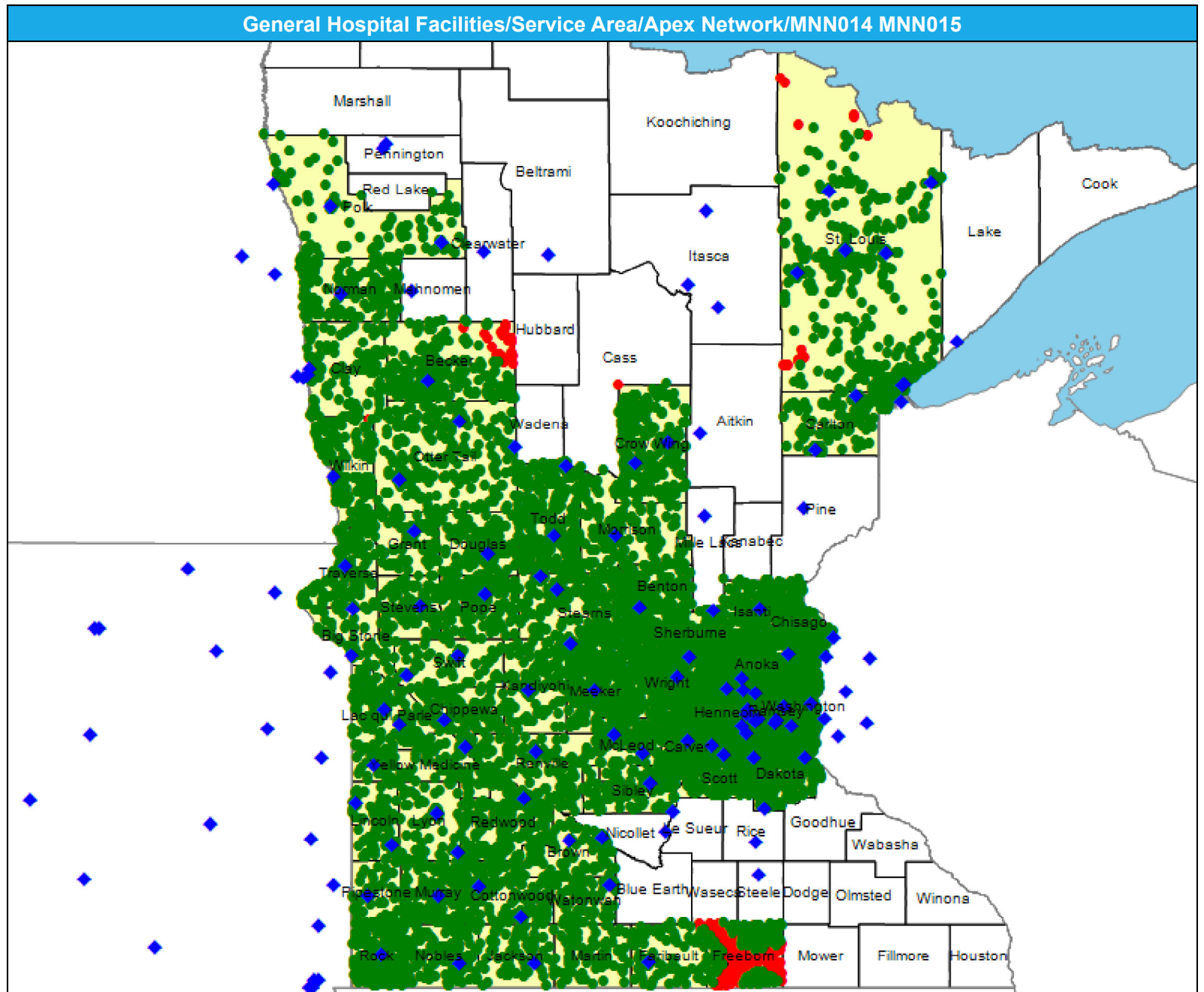
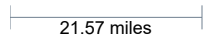
- With access (26,126)
- Without access (533)

The Access Standard is defined as (National Proxy Census (Apex Network)) eligibles accessing:

1 (Hospitals) provider in 30 miles or 30 minutes

Service Areas

- Apex Network



Access Detail By County SSA

May 8, 2024

Created by...
HealthPartners

Access Analysis

Hospitals

Eligible / Provider Groups

National Proxy Census (Apex Network)

Hospitals

¹ The Access Standard is defined as (National Proxy Census (Apex Network)) eligibles accessing:

¹ (Hospitals) provider in 30 miles or 30 minutes

General Hospital Facilities/Apex Network/MNN014 MNN015									
State Name	County	County SSA	Eligible	With Access ¹		Without Access ¹		Average Distance	Average Time
			#	#	%	#	%	1	1
Minnesota	Anoka	24010	1,740	1,740	100.0	0	0.0	6.6	8.7
	Becker	24020	364	336	92.3	28	7.7	12.9	14.0
	Benton	24040	243	243	100.0	0	0.0	9.0	10.5
	Big Stone	24050	101	101	100.0	0	0.0	6.5	7.1
	Brown	24070	135	135	100.0	0	0.0	6.3	6.8
	Carlton	24080	180	180	100.0	0	0.0	7.0	7.6
	Carver	24090	795	795	100.0	0	0.0	5.5	6.1
	Chippewa	24110	266	266	100.0	0	0.0	6.5	7.0
	Chisago	24120	271	271	100.0	0	0.0	10.5	11.4
	Clay	24130	324	324	100.0	0	0.0	9.3	10.5
	Cottonwood	24160	255	255	100.0	0	0.0	7.2	7.8
	Crow Wing	24170	348	347	99.7	1	0.3	10.7	11.6
	Dakota	24180	1,818	1,818	100.0	0	0.0	6.3	8.2
	Douglas	24200	191	191	100.0	0	0.0	7.8	8.4
	Faribault	24210	151	148	98.0	3	2.0	13.8	15.0
	Freeborn	24230	668	185	27.7	483	72.3	31.4	34.3
	Grant	24250	127	127	100.0	0	0.0	10.8	11.8
	Hennepin	24260	5,098	5,098	100.0	0	0.0	4.4	6.8
	Isanti	24290	226	226	100.0	0	0.0	7.5	8.1
	Jackson	24310	107	107	100.0	0	0.0	8.7	9.5
	Kandiyohi	24330	231	231	100.0	0	0.0	7.4	8.0
	Lac qui Parle	24360	265	265	100.0	0	0.0	5.8	6.2
	Lincoln	24400	118	118	100.0	0	0.0	7.4	8.0
	Lyon	24410	136	136	100.0	0	0.0	5.8	6.3
	Martin	24450	200	200	100.0	0	0.0	18.4	20.0
	McLeod	24420	199	199	100.0	0	0.0	6.1	6.6
	Meeker	24460	512	512	100.0	0	0.0	8.7	9.4
	Morrison	24480	187	187	100.0	0	0.0	10.4	11.3
	Murray	24500	321	321	100.0	0	0.0	8.8	9.5
	Nobles	24520	268	268	100.0	0	0.0	8.2	8.9
	Norman	24530	286	286	100.0	0	0.0	11.2	12.2
	Otter Tail	24550	302	302	100.0	0	0.0	11.3	12.2
Pipestone	24580	106	106	100.0	0	0.0	6.7	7.2	
Polk	24590	156	156	100.0	0	0.0	10.0	10.9	
Pope	24600	232	232	100.0	0	0.0	7.9	8.5	
Ramsey	24610	2,586	2,586	100.0	0	0.0	3.5	5.8	
Redwood	24630	335	335	100.0	0	0.0	10.5	11.4	
Renville	24640	157	157	100.0	0	0.0	10.3	11.2	
Rock	24660	440	440	100.0	0	0.0	6.8	7.3	
Scott	24690	601	601	100.0	0	0.0	7.7	8.7	

Access Detail By County SSA

May 8, 2024

Created by...
HealthPartners

Access Analysis

Hospitals

Eligible / Provider Groups

National Proxy Census (Apex Network)

Hospitals

¹ The Access Standard is defined as (National Proxy Census (Apex Network)) eligibles accessing:

1 (Hospitals) provider in 30 miles or 30 minutes

General Hospital Facilities/Apex Network/MNN014 MNN015									
State Name	County	County SSA	Eligible	With Access ¹		Without Access ¹		Average Distance	Average Time
			#	#	%	#	%	1	1
Minnesota	Sherburne	24700	498	498	100.0	0	0.0	9.0	9.9
	Sibley	24710	167	167	100.0	0	0.0	10.0	10.9
	St. Louis	24680	919	902	98.2	17	1.8	7.6	8.9
	Stearns	24720	798	798	100.0	0	0.0	8.0	9.1
	Stevens	24740	199	199	100.0	0	0.0	6.7	7.3
	Swift	24750	102	102	100.0	0	0.0	6.1	6.6
	Todd	24760	286	286	100.0	0	0.0	9.3	10.2
	Traverse	24770	259	259	100.0	0	0.0	7.1	7.7
	Washington	24810	1,030	1,030	100.0	0	0.0	5.1	6.2
	Watonwan	24820	131	131	100.0	0	0.0	13.1	14.3
	Wilkin	24830	282	281	99.6	1	0.4	11.7	12.8
	Wright	24850	743	743	100.0	0	0.0	9.7	10.7
	Yellow Medicine	24860	199	199	100.0	0	0.0	8.0	8.7
	Grand Totals			26,659	26,126	98.0	533	2.0	7.5

Emergency Medicine Providers/Apex Network/MNN014 MNN015

May 8, 2024

Created by...

HealthPartners

Emergency Medicine Providers

861 providers at 182 locations

◆ All providers

Emergency Medicine Providers

Employee Group

National Proxy Census (Apex Network)

Provider Group

Emergency Medicine Providers

26,659 eligible locations

● With access (25,514)

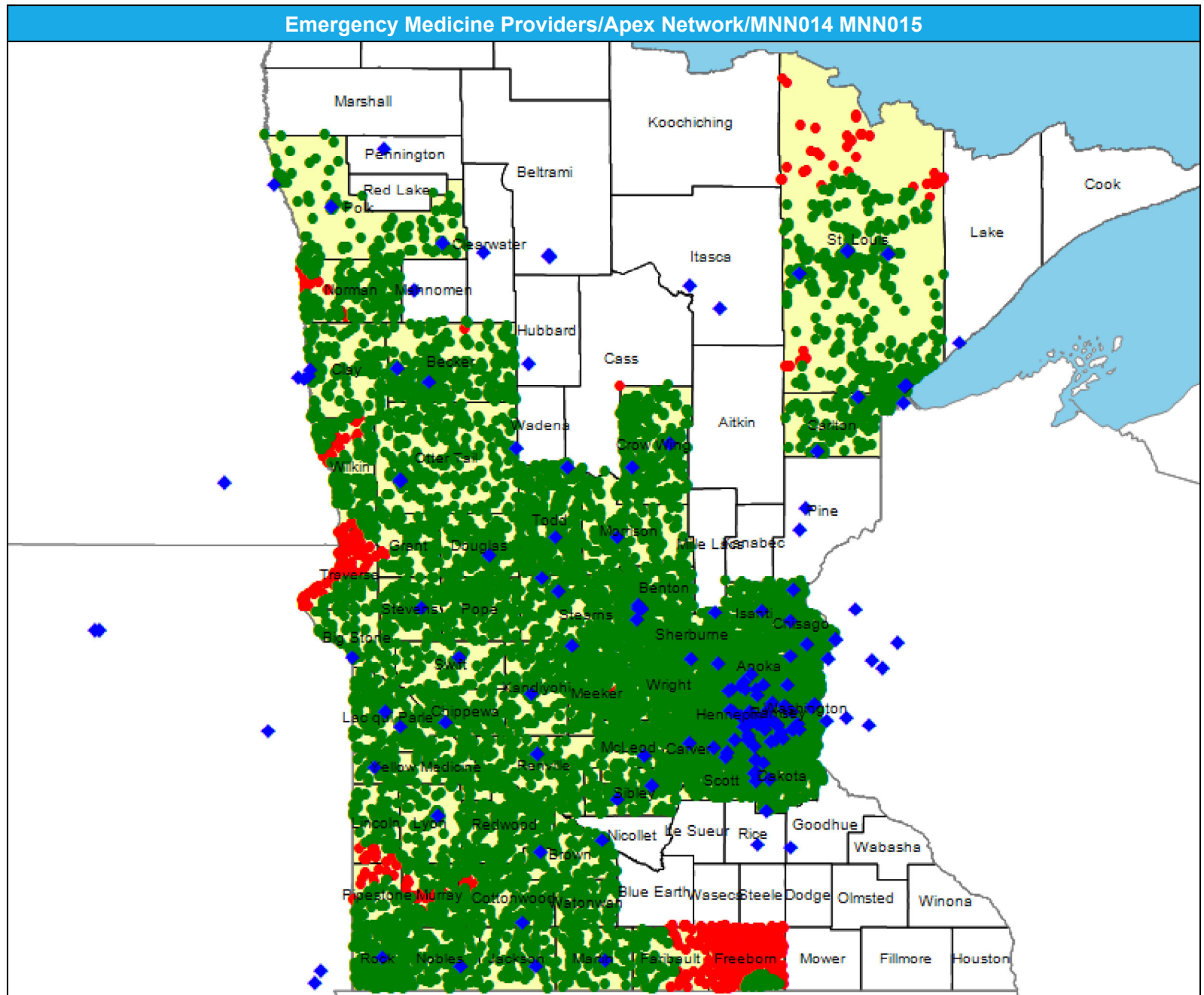
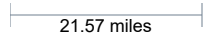
● Without access (1,145)

The Access Standard is defined as (National Proxy Census (Apex Network)) eligibles accessing:

1 (Emergency Medicine Providers) provider in 30 miles or 30 minutes

Service Areas

□ Apex Network



Access Detail By County SSA

May 8, 2024

Created by...
HealthPartners

Access Analysis
Emergency Medicine Providers

Eligible / Provider Groups
National Proxy Census (Apex Network)
Emergency Medicine Providers

¹ The Access Standard is defined as (National Proxy Census (Apex Network)) eligibles accessing:
1 (Emergency Medicine Providers) provider in 30 miles or 30 minutes

Emergency Medicine Providers/Apex Network/MNN014 MNN015									
State Name	County	County SSA	Eligible	With Access ¹		Without Access ¹		Average Distance	Average Time
			#	#	%	#	%	1	1
Minnesota	Anoka	24010	1,740	1,740	100.0	0	0.0	4.5	5.5
	Becker	24020	364	363	99.7	1	0.3	9.9	10.8
	Benton	24040	243	243	100.0	0	0.0	8.6	9.5
	Big Stone	24050	101	101	100.0	0	0.0	11.0	12.0
	Brown	24070	135	135	100.0	0	0.0	6.8	7.4
	Carlton	24080	180	180	100.0	0	0.0	7.0	7.6
	Carver	24090	795	795	100.0	0	0.0	5.5	6.1
	Chippewa	24110	266	266	100.0	0	0.0	8.4	9.1
	Chisago	24120	271	271	100.0	0	0.0	4.2	4.5
	Clay	24130	324	324	100.0	0	0.0	8.2	9.3
	Cottonwood	24160	255	254	99.6	1	0.4	11.7	12.8
	Crow Wing	24170	348	347	99.7	1	0.3	11.0	11.9
	Dakota	24180	1,818	1,818	100.0	0	0.0	4.0	5.0
	Douglas	24200	191	191	100.0	0	0.0	8.2	8.9
	Faribault	24210	151	85	56.3	66	43.7	28.4	31.0
	Freeborn	24230	668	35	5.2	633	94.8	37.2	40.7
	Grant	24250	127	120	94.5	7	5.5	22.7	24.7
	Hennepin	24260	5,098	5,098	100.0	0	0.0	3.1	4.7
	Isanti	24290	226	226	100.0	0	0.0	6.9	7.5
	Jackson	24310	107	107	100.0	0	0.0	8.5	9.2
	Kandiyohi	24330	231	231	100.0	0	0.0	7.6	8.2
	Lac qui Parle	24360	265	265	100.0	0	0.0	5.8	6.3
	Lincoln	24400	118	97	82.2	21	17.8	23.4	25.5
	Lyon	24410	136	136	100.0	0	0.0	9.4	10.2
	Martin	24450	200	200	100.0	0	0.0	8.0	8.7
	McLeod	24420	199	199	100.0	0	0.0	12.1	13.2
	Meeker	24460	512	499	97.5	13	2.5	22.7	24.7
	Morrison	24480	187	187	100.0	0	0.0	11.1	12.1
	Murray	24500	321	267	83.2	54	16.8	26.2	28.6
	Nobles	24520	268	268	100.0	0	0.0	8.6	9.4
	Norman	24530	286	252	88.1	34	11.9	23.4	25.5
	Otter Tail	24550	302	302	100.0	0	0.0	14.6	15.9
	Pipestone	24580	106	92	86.8	14	13.2	24.8	27.0
	Polk	24590	156	156	100.0	0	0.0	10.1	11.0
	Pope	24600	232	232	100.0	0	0.0	17.0	18.4
	Ramsey	24610	2,586	2,586	100.0	0	0.0	2.3	3.6
	Redwood	24630	335	335	100.0	0	0.0	19.3	21.0
	Renville	24640	157	157	100.0	0	0.0	12.7	13.8
	Rock	24660	440	440	100.0	0	0.0	7.2	7.8
	Scott	24690	601	601	100.0	0	0.0	6.9	7.6

Access Detail By County SSA

May 8, 2024

Created by...
HealthPartners

Access Analysis
Emergency Medicine Providers

Eligible / Provider Groups
National Proxy Census (Apex Network)
Emergency Medicine Providers

¹ The Access Standard is defined as (National Proxy Census (Apex Network)) eligibles accessing:
1 (Emergency Medicine Providers) provider in 30 miles or 30 minutes

Emergency Medicine Providers/Apex Network/MNN014 MNN015									
State Name	County	County SSA	Eligible	With Access ¹		Without Access ¹		Average Distance	Average Time
			#	#	%	#	%	1	1
Minnesota	Sherburne	24700	498	498	100.0	0	0.0	6.8	7.4
	Sibley	24710	167	167	100.0	0	0.0	7.7	8.4
	St. Louis	24680	919	849	92.4	70	7.6	10.2	11.7
	Stearns	24720	798	798	100.0	0	0.0	6.7	7.4
	Stevens	24740	199	199	100.0	0	0.0	6.9	7.5
	Swift	24750	102	102	100.0	0	0.0	11.1	12.1
	Todd	24760	286	286	100.0	0	0.0	9.3	10.2
	Traverse	24770	259	55	21.2	204	78.8	33.4	36.4
	Washington	24810	1,030	1,030	100.0	0	0.0	3.9	4.7
	Watonwan	24820	131	131	100.0	0	0.0	22.6	24.6
	Wilkin	24830	282	256	90.8	26	9.2	24.2	26.7
	Wright	24850	743	743	100.0	0	0.0	11.6	12.7
	Yellow Medicine	24860	199	199	100.0	0	0.0	13.7	14.9
	Grand Totals			26,659	25,514	95.7	1,145	4.3	8.6

Primary Care Providers/Apex Network/MNN014 MNN015

May 15, 2024

Created by...
HealthPartners

Primary Care Providers

5,397 providers at 1,219 locations

◆ All providers

Primary Care Providers

Employee Group

National Proxy Census (Apex Network)

Provider Group

Primary Care Providers

26,659 eligible locations

● With access (26,618)

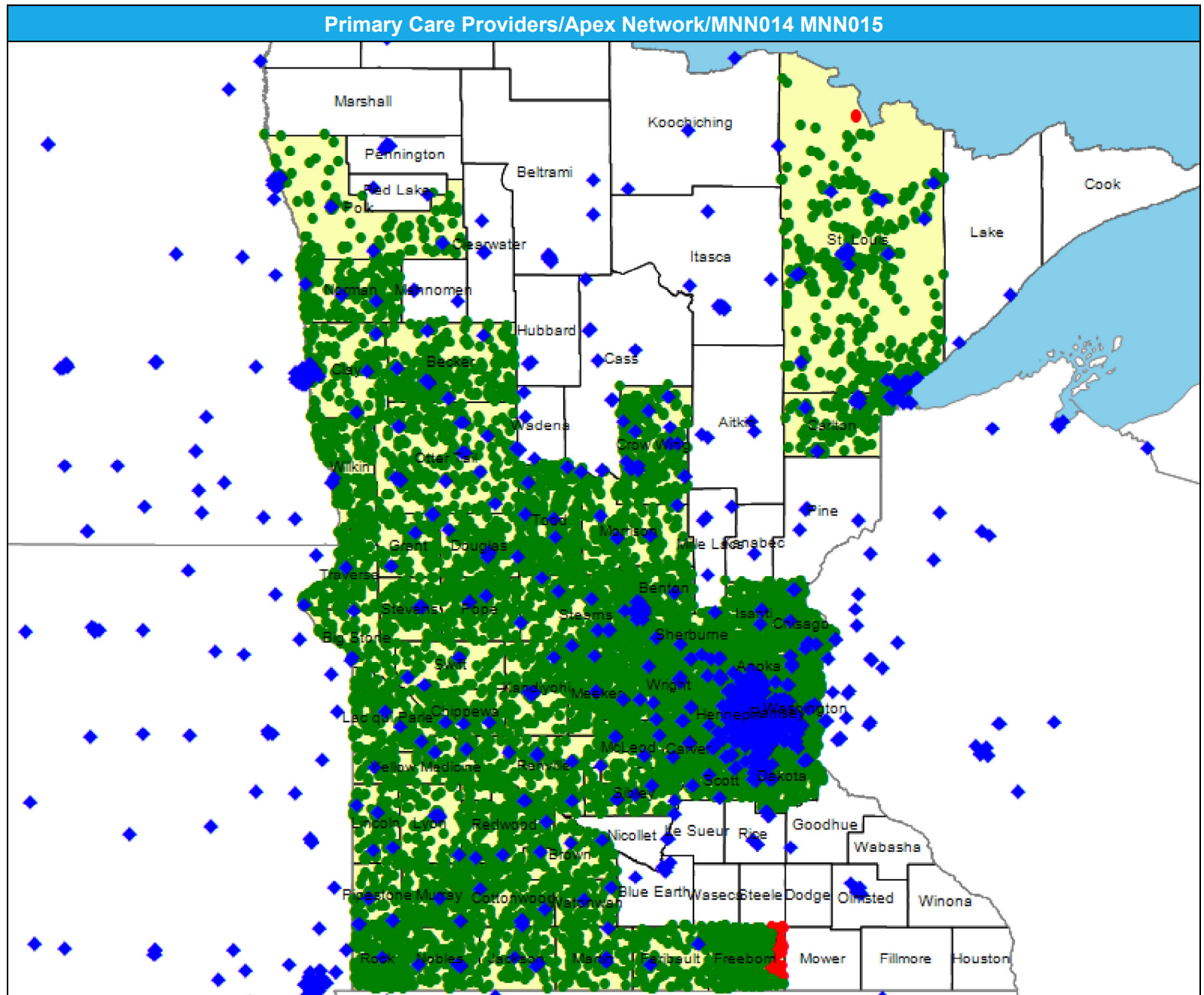
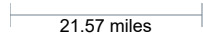
● Without access (41)

The Access Standard is defined as (National Proxy Census (Apex Network)) eligibles accessing:

1 (Primary Care Providers) provider in 30 miles or 30 minutes

Service Areas

□ Apex Network



Access Detail By County SSA

May 15, 2024

Created by...
HealthPartners

Access Analysis

Primary Care Providers

Eligible / Provider Groups

National Proxy Census (Apex Network)

Primary Care Providers

¹ The Access Standard is defined as (National Proxy Census (Apex Network)) eligibles accessing:

¹ (Primary Care Providers) provider in 30 miles or 30 minutes

Primary Care Providers/Apex Network/MNN014 MNN015									
State Name	County	County SSA	Eligible	With Access ¹		Without Access ¹		Average Distance	Average Time
			#	#	%	#	%	1	1
Minnesota	Anoka	24010	1,740	1,740	100.0	0	0.0	2.8	3.4
	Becker	24020	364	364	100.0	0	0.0	6.2	6.7
	Benton	24040	243	243	100.0	0	0.0	4.3	4.7
	Big Stone	24050	101	101	100.0	0	0.0	5.9	6.4
	Brown	24070	135	135	100.0	0	0.0	3.9	4.2
	Carlton	24080	180	180	100.0	0	0.0	4.7	5.1
	Carver	24090	795	795	100.0	0	0.0	2.5	2.8
	Chippewa	24110	266	266	100.0	0	0.0	3.7	4.0
	Chisago	24120	271	271	100.0	0	0.0	3.7	4.0
	Clay	24130	324	324	100.0	0	0.0	3.0	3.3
	Cottonwood	24160	255	255	100.0	0	0.0	4.0	4.4
	Crow Wing	24170	348	348	100.0	0	0.0	4.2	4.5
	Dakota	24180	1,818	1,818	100.0	0	0.0	1.9	2.3
	Douglas	24200	191	191	100.0	0	0.0	4.8	5.2
	Faribault	24210	151	151	100.0	0	0.0	7.7	8.3
	Freeborn	24230	668	629	94.2	39	5.8	22.4	24.5
	Grant	24250	127	127	100.0	0	0.0	6.2	6.7
	Hennepin	24260	5,098	5,098	100.0	0	0.0	1.2	1.8
	Isanti	24290	226	226	100.0	0	0.0	5.4	5.9
	Jackson	24310	107	107	100.0	0	0.0	5.7	6.1
	Kandiyohi	24330	231	231	100.0	0	0.0	5.1	5.5
	Lac qui Parle	24360	265	265	100.0	0	0.0	4.8	5.2
	Lincoln	24400	118	118	100.0	0	0.0	3.8	4.1
	Lyon	24410	136	136	100.0	0	0.0	5.4	5.8
	Martin	24450	200	200	100.0	0	0.0	6.1	6.7
	McLeod	24420	199	199	100.0	0	0.0	3.2	3.5
	Meeker	24460	512	512	100.0	0	0.0	5.1	5.5
	Morrison	24480	187	187	100.0	0	0.0	6.2	6.7
	Murray	24500	321	321	100.0	0	0.0	6.1	6.6
	Nobles	24520	268	268	100.0	0	0.0	5.0	5.4
	Norman	24530	286	286	100.0	0	0.0	5.7	6.2
	Otter Tail	24550	302	302	100.0	0	0.0	5.1	5.6
	Pipestone	24580	106	106	100.0	0	0.0	3.4	3.7
	Polk	24590	156	156	100.0	0	0.0	6.8	7.3
	Pope	24600	232	232	100.0	0	0.0	5.7	6.1
	Ramsey	24610	2,586	2,586	100.0	0	0.0	0.9	1.4
	Redwood	24630	335	335	100.0	0	0.0	6.1	6.6
	Renville	24640	157	157	100.0	0	0.0	4.9	5.3
	Rock	24660	440	440	100.0	0	0.0	5.6	6.1
	Scott	24690	601	601	100.0	0	0.0	2.5	2.7

Access Detail By County SSA

May 15, 2024

Created by...
HealthPartners

Access Analysis

Primary Care Providers

Eligible / Provider Groups

National Proxy Census (Apex Network)

Primary Care Providers

¹ The Access Standard is defined as (National Proxy Census (Apex Network)) eligibles accessing:

1 (Primary Care Providers) provider in 30 miles or 30 minutes

Primary Care Providers/Apex Network/MNN014 MNN015									
State Name	County	County SSA	Eligible	With Access ¹		Without Access ¹		Average Distance	Average Time
			#	#	%	#	%	1	1
Minnesota	Sherburne	24700	498	498	100.0	0	0.0	4.1	4.4
	Sibley	24710	167	167	100.0	0	0.0	4.3	4.7
	St. Louis	24680	919	917	99.8	2	0.2	4.6	5.0
	Stearns	24720	798	798	100.0	0	0.0	3.3	3.6
	Stevens	24740	199	199	100.0	0	0.0	6.2	6.7
	Swift	24750	102	102	100.0	0	0.0	5.9	6.4
	Todd	24760	286	286	100.0	0	0.0	6.0	6.6
	Traverse	24770	259	259	100.0	0	0.0	5.4	5.8
	Washington	24810	1,030	1,030	100.0	0	0.0	2.2	2.6
	Watonwan	24820	131	131	100.0	0	0.0	5.0	5.4
	Wilkin	24830	282	282	100.0	0	0.0	9.6	10.5
	Wright	24850	743	743	100.0	0	0.0	3.2	3.5
	Yellow Medicine	24860	199	199	100.0	0	0.0	5.7	6.2
	Grand Totals			26,659	26,618	99.8	41	0.2	3.7

Mental Health Provider Prescribers/Apex Network/MNN014 MNN015

May 8, 2024

Created by...

HealthPartners

Mental Health Provider Prescribers

982 providers at 553 locations

◆ All providers

Mental Health Provider Prescribers

Employee Group

National Proxy Census (Apex Network)

Provider Group

Mental Health Provider Prescribers

26,659 eligible locations

● With access (26,020)

● Without access (639)

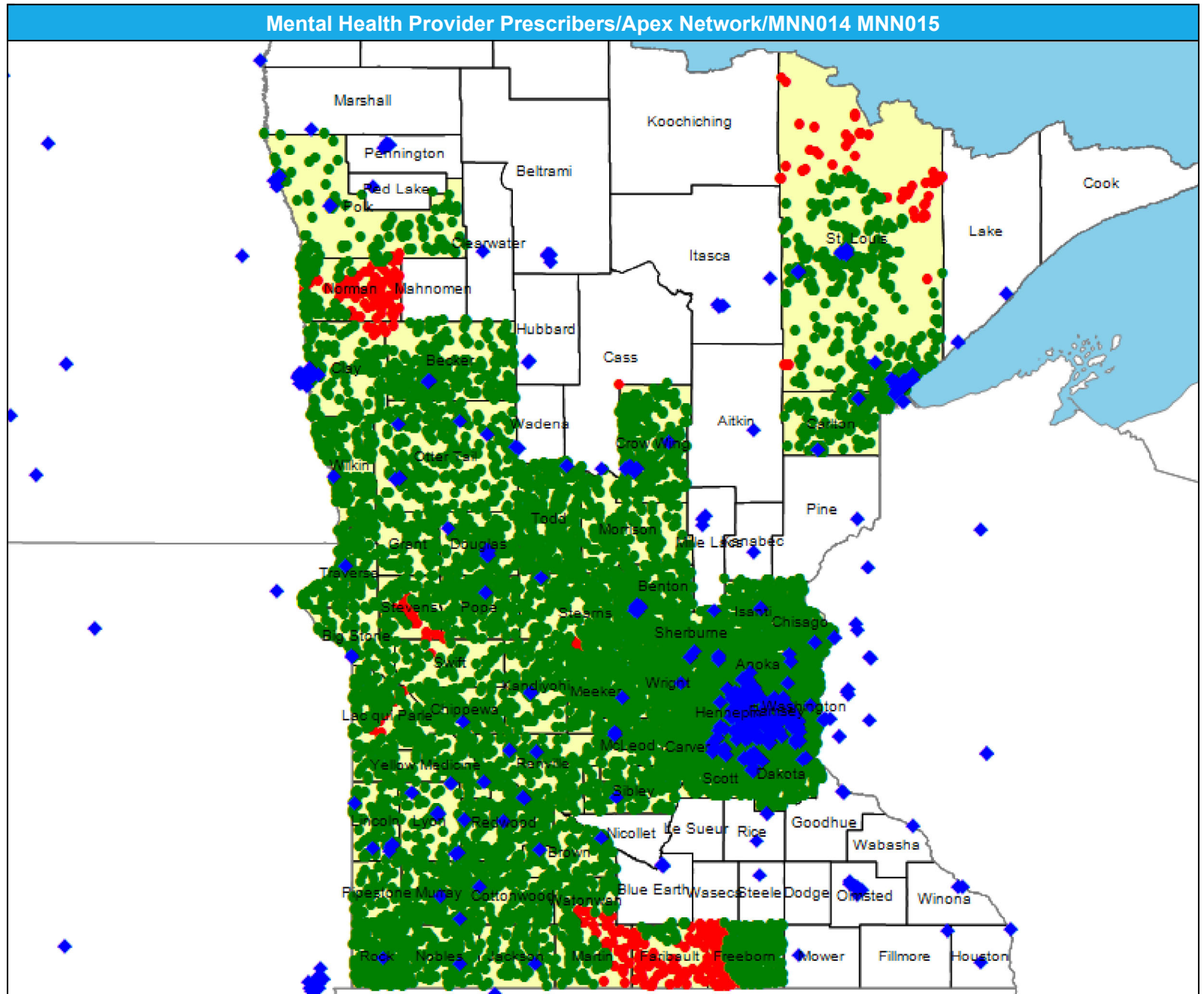
The Access Standard is defined as (National Proxy Census (Apex Network)) eligibles accessing:

1 (Mental Health Provider Prescribers) provider in 30 miles or 30 minutes

Service Areas

□ Apex Network

21.57 miles



Access Detail By County SSA

May 8, 2024

Created by...
HealthPartners

Access Analysis

Mental Health Provider Prescribers

Eligible / Provider Groups

National Proxy Census (Apex Network)

Mental Health Provider Prescribers

¹ The Access Standard is defined as (National Proxy Census (Apex Network)) eligibles accessing:

1 (Mental Health Provider Prescribers) provider in 30 miles or 30 minutes

Mental Health Provider Prescribers/Apex Network/MNN014 MNN015									
State Name	County	County SSA	Eligible	With Access ¹		Without Access ¹		Average Distance	Average Time
			#	#	%	#	%	1	1
Minnesota	Anoka	24010	1,740	1,740	100.0	0	0.0	4.4	5.3
	Becker	24020	364	362	99.5	2	0.5	10.6	11.5
	Benton	24040	243	243	100.0	0	0.0	8.4	9.3
	Big Stone	24050	101	101	100.0	0	0.0	10.6	11.5
	Brown	24070	135	135	100.0	0	0.0	6.8	7.4
	Carlton	24080	180	180	100.0	0	0.0	6.3	6.9
	Carver	24090	795	795	100.0	0	0.0	7.2	8.0
	Chippewa	24110	266	266	100.0	0	0.0	10.3	11.2
	Chisago	24120	271	271	100.0	0	0.0	8.9	9.7
	Clay	24130	324	319	98.5	5	1.5	7.4	8.1
	Cottonwood	24160	255	255	100.0	0	0.0	16.2	17.6
	Crow Wing	24170	348	347	99.7	1	0.3	10.2	11.1
	Dakota	24180	1,818	1,818	100.0	0	0.0	3.1	3.8
	Douglas	24200	191	191	100.0	0	0.0	5.8	6.3
	Faribault	24210	151	20	13.2	131	86.8	37.0	40.4
	Freeborn	24230	668	555	83.1	113	16.9	24.0	26.3
	Grant	24250	127	127	100.0	0	0.0	15.0	16.3
	Hennepin	24260	5,098	5,098	100.0	0	0.0	1.9	2.7
	Isanti	24290	226	226	100.0	0	0.0	7.2	7.9
	Jackson	24310	107	107	100.0	0	0.0	9.5	10.3
	Kandiyohi	24330	231	231	100.0	0	0.0	8.4	9.1
	Lac qui Parle	24360	265	248	93.6	17	6.4	24.0	26.2
	Lincoln	24400	118	118	100.0	0	0.0	5.7	6.1
	Lyon	24410	136	136	100.0	0	0.0	3.5	3.8
	Martin	24450	200	160	80.0	40	20.0	26.6	29.0
	McLeod	24420	199	199	100.0	0	0.0	9.9	10.8
	Meeker	24460	512	512	100.0	0	0.0	12.9	14.0
	Morrison	24480	187	187	100.0	0	0.0	21.2	23.1
	Murray	24500	321	321	100.0	0	0.0	6.4	6.9
	Nobles	24520	268	268	100.0	0	0.0	7.9	8.6
	Norman	24530	286	114	39.9	172	60.1	32.0	34.8
	Otter Tail	24550	302	302	100.0	0	0.0	8.6	9.3
	Pipestone	24580	106	106	100.0	0	0.0	17.8	19.4
	Polk	24590	156	155	99.4	1	0.6	12.1	13.2
	Pope	24600	232	232	100.0	0	0.0	8.9	9.7
	Ramsey	24610	2,586	2,586	100.0	0	0.0	1.3	2.0
	Redwood	24630	335	335	100.0	0	0.0	6.2	6.8
	Renville	24640	157	157	100.0	0	0.0	9.1	9.9
	Rock	24660	440	440	100.0	0	0.0	6.8	7.4
	Scott	24690	601	601	100.0	0	0.0	6.0	6.7

Access Detail By County SSA

May 8, 2024

Created by...
HealthPartners

Access Analysis

Mental Health Provider Prescribers

Eligible / Provider Groups

National Proxy Census (Apex Network)

Mental Health Provider Prescribers

¹ The Access Standard is defined as (National Proxy Census (Apex Network)) eligibles accessing:

1 (Mental Health Provider Prescribers) provider in 30 miles or 30 minutes

Mental Health Provider Prescribers/Apex Network/MNN014 MNN015									
State Name	County	County SSA	Eligible	With Access ¹		Without Access ¹		Average Distance	Average Time
			#	#	%	#	%	1	1
Minnesota	Sherburne	24700	498	498	100.0	0	0.0	5.8	6.3
	Sibley	24710	167	167	100.0	0	0.0	14.2	15.5
	St. Louis	24680	919	838	91.2	81	8.8	9.7	10.7
	Stearns	24720	798	768	96.2	30	3.8	10.0	11.0
	Stevens	24740	199	170	85.4	29	14.6	27.6	30.1
	Swift	24750	102	97	95.1	5	4.9	24.8	27.0
	Todd	24760	286	286	100.0	0	0.0	14.9	16.2
	Traverse	24770	259	259	100.0	0	0.0	7.8	8.5
	Washington	24810	1,030	1,030	100.0	0	0.0	2.6	3.0
	Watonwan	24820	131	119	90.8	12	9.2	25.1	27.3
	Wilkin	24830	282	282	100.0	0	0.0	10.9	11.9
	Wright	24850	743	743	100.0	0	0.0	7.8	8.5
	Yellow Medicine	24860	199	199	100.0	0	0.0	13.5	14.7
Grand Totals			26,659	26,020	97.6	639	2.4	7.4	8.3

Mental Health Provider Prescribers: Child and Adolescent Psychiatrist/Apex/MNN014 MNN015

May 8, 2024

Created by...

HealthPartners

Child and Adolescent Psychiatrist

57 providers at 185 locations

◆ All providers

Child and Adolescent Psychiatrist

Employee Group

National Proxy Census (Apex Network)

Provider Group

Child and Adolescent Psychiatrist

26,659 eligible locations

● With access (22,076)

● Without access (4,583)

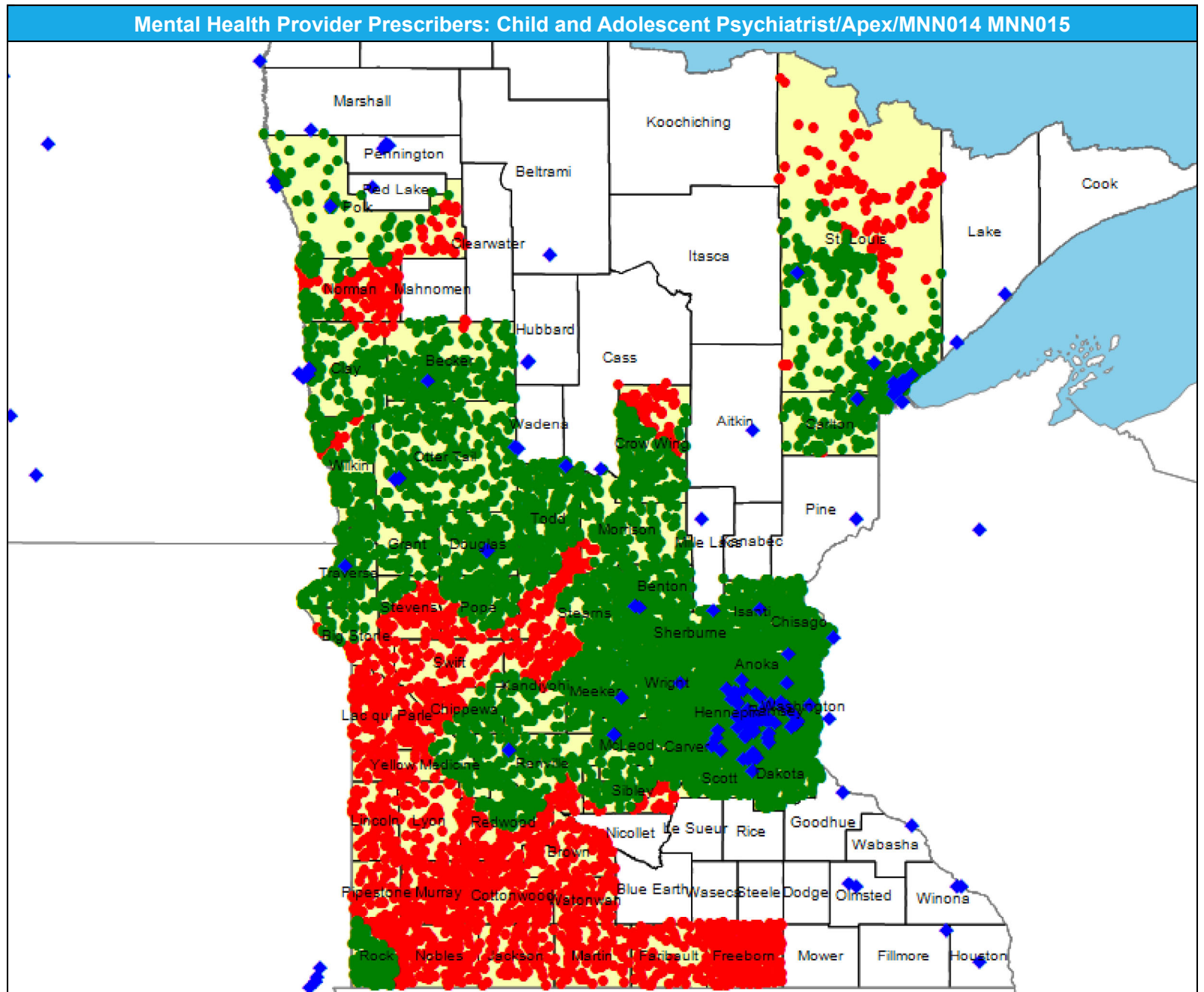
The Access Standard is defined as (National Proxy Census (Apex Network)) eligibles accessing:

1 (Child and Adolescent Psychiatrist) provider in 30 miles or 30 minutes

Service Areas

□ Apex Network

21.57 miles



Access Detail By County SSA

May 8, 2024

Created by...
HealthPartners

Access Analysis

Child and Adolescent Psychiatrist

Eligible / Provider Groups

National Proxy Census (Apex Network)

Child and Adolescent Psychiatrist

¹ The Access Standard is defined as (National Proxy Census (Apex Network)) eligibles accessing:

1 (Child and Adolescent Psychiatrist) provider in 30 miles or 30 minutes

Mental Health Provider Prescribers: Child and Adolescent Psychiatrist/Apex Network/MNN014 MNN015									
State Name	County	County SSA	Eligible	With Access ¹		Without Access ¹		Average Distance	Average Time
			#	#	%	#	%	1	1
Minnesota	Anoka	24010	1,740	1,740	100.0	0	0.0	6.2	7.9
	Becker	24020	364	358	98.4	6	1.6	11.1	12.1
	Benton	24040	243	243	100.0	0	0.0	8.8	10.3
	Big Stone	24050	101	39	38.6	62	61.4	31.4	34.2
	Brown	24070	135	0	0.0	135	100.0	44.7	48.7
	Carlton	24080	180	179	99.4	1	0.6	10.6	11.5
	Carver	24090	795	795	100.0	0	0.0	7.9	8.8
	Chippewa	24110	266	92	34.6	174	65.4	30.0	32.7
	Chisago	24120	271	271	100.0	0	0.0	10.6	11.6
	Clay	24130	324	316	97.5	8	2.5	9.5	10.9
	Cottonwood	24160	255	0	0.0	255	100.0	59.4	64.7
	Crow Wing	24170	348	254	73.0	94	27.0	23.5	25.6
	Dakota	24180	1,818	1,818	100.0	0	0.0	5.6	6.8
	Douglas	24200	191	191	100.0	0	0.0	7.9	8.6
	Faribault	24210	151	0	0.0	151	100.0	79.0	88.6
	Freeborn	24230	668	0	0.0	668	100.0	58.1	69.8
	Grant	24250	127	127	100.0	0	0.0	21.4	23.3
	Hennepin	24260	5,098	5,098	100.0	0	0.0	2.8	4.1
	Isanti	24290	226	226	100.0	0	0.0	7.5	8.1
	Jackson	24310	107	0	0.0	107	100.0	77.1	84.1
	Kandiyohi	24330	231	158	68.4	73	31.6	29.3	32.0
	Lac qui Parle	24360	265	0	0.0	265	100.0	49.2	53.6
	Lincoln	24400	118	0	0.0	118	100.0	60.0	65.4
	Lyon	24410	136	0	0.0	136	100.0	47.9	52.3
	Martin	24450	200	0	0.0	200	100.0	84.5	92.2
	McLeod	24420	199	199	100.0	0	0.0	10.5	11.4
	Meeker	24460	512	504	98.4	8	1.6	13.3	14.4
	Morrison	24480	187	179	95.7	8	4.3	22.9	25.4
	Murray	24500	321	0	0.0	321	100.0	58.6	63.9
	Nobles	24520	268	0	0.0	268	100.0	51.8	56.4
	Norman	24530	286	90	31.5	196	68.5	32.6	35.5
	Otter Tail	24550	302	302	100.0	0	0.0	14.6	15.9
	Pipestone	24580	106	1	0.9	105	99.1	42.5	46.3
	Polk	24590	156	122	78.2	34	21.8	15.9	17.3
	Pope	24600	232	199	85.8	33	14.2	21.9	23.9
	Ramsey	24610	2,586	2,586	100.0	0	0.0	2.3	3.7
	Redwood	24630	335	179	53.4	156	46.6	29.2	31.8
	Renville	24640	157	132	84.1	25	15.9	17.4	19.0
	Rock	24660	440	343	78.0	97	22.0	26.9	29.3
	Scott	24690	601	601	100.0	0	0.0	6.9	7.7

Access Detail By County SSA

May 8, 2024

Created by...
HealthPartners

Access Analysis

Child and Adolescent Psychiatrist

Eligible / Provider Groups

National Proxy Census (Apex Network)

Child and Adolescent Psychiatrist

¹ The Access Standard is defined as (National Proxy Census (Apex Network)) eligibles accessing:

1 (Child and Adolescent Psychiatrist) provider in 30 miles or 30 minutes

Mental Health Provider Prescribers: Child and Adolescent Psychiatrist/Apex Network/MNN014 MNN015									
State Name	County	County SSA	Eligible	With Access ¹		Without Access ¹		Average Distance	Average Time
			#	#	%	#	%	1	1
Minnesota	Sherburne	24700	498	498	100.0	0	0.0	13.1	14.7
	Sibley	24710	167	116	69.5	51	30.5	27.4	29.9
	St. Louis	24680	919	755	82.2	164	17.8	14.8	16.3
	Stearns	24720	798	676	84.7	122	15.3	14.6	17.1
	Stevens	24740	199	25	12.6	174	87.4	36.8	40.1
	Swift	24750	102	3	2.9	99	97.1	45.5	49.6
	Todd	24760	286	259	90.6	27	9.4	19.6	21.3
	Traverse	24770	259	259	100.0	0	0.0	9.5	10.3
	Washington	24810	1,030	1,030	100.0	0	0.0	4.3	5.2
	Watonwan	24820	131	0	0.0	131	100.0	63.5	69.2
	Wilkin	24830	282	264	93.6	18	6.4	22.8	25.2
	Wright	24850	743	743	100.0	0	0.0	11.0	12.2
	Yellow Medicine	24860	199	106	53.3	93	46.7	34.1	37.2
	Grand Totals			26,659	22,076	82.8	4,583	17.2	15.3

Mental Health Provider Prescribers: Psychiatrists/Apex Network/MNN014 MNN015

May 8, 2024

Created by...

HealthPartners

Psychiatrists

650 providers at 545 locations

- ◆ All providers

Psychiatrists

Employee Group

National Proxy Census (Apex Network)

Provider Group

Psychiatrists

26,659 eligible locations

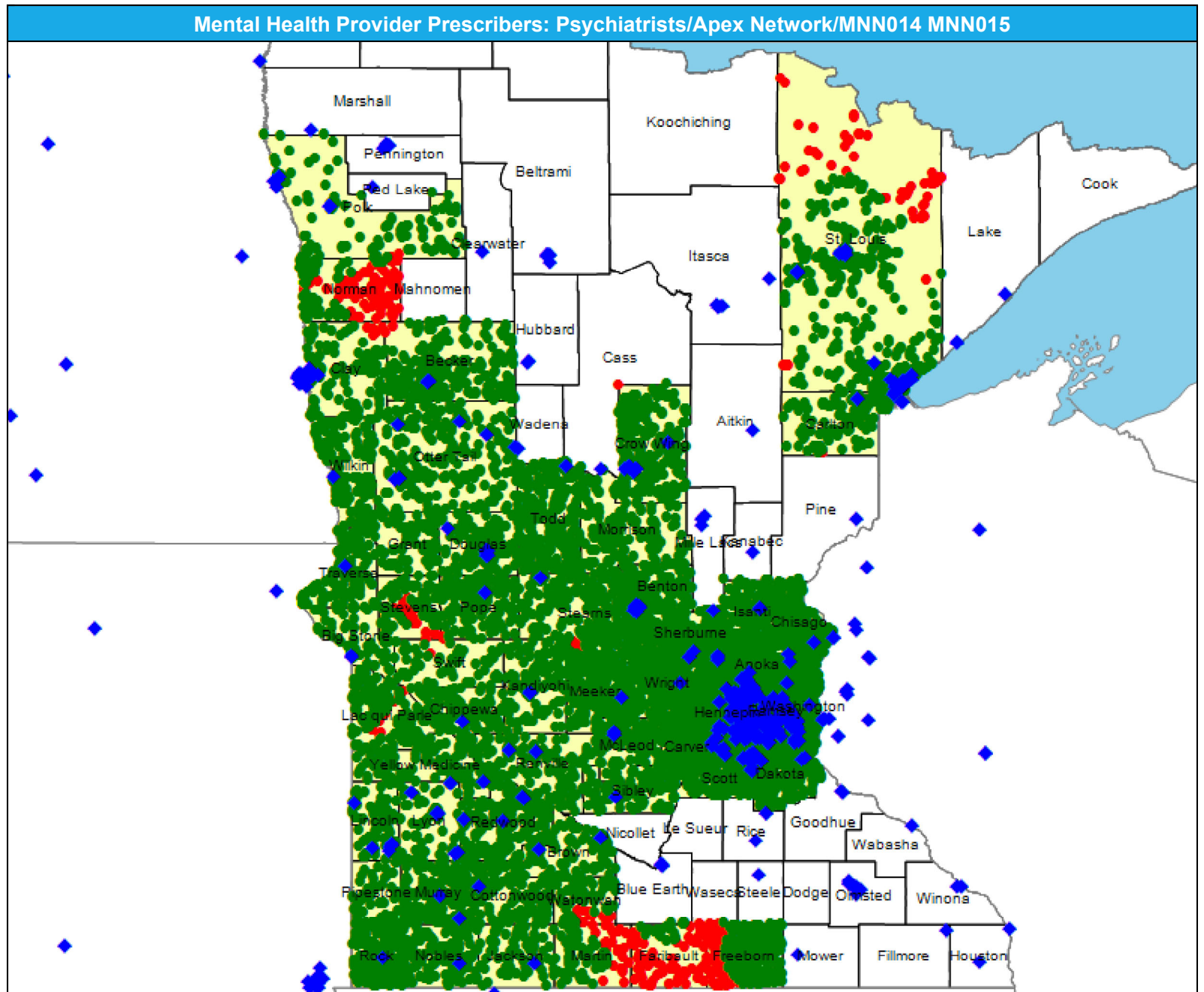
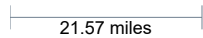
- With access (26,019)
- Without access (640)

The Access Standard is defined as (National Proxy Census (Apex Network)) eligibles accessing:

- 1 (Psychiatrists) provider in 30 miles or 30 minutes

Service Areas

- Apex Network



Access Detail By County SSA

May 8, 2024

Created by...
HealthPartners

Access Analysis

Psychiatrists

Eligible / Provider Groups

National Proxy Census (Apex Network)

Psychiatrists

¹ The Access Standard is defined as (National Proxy Census (Apex Network)) eligibles accessing:

1 (Psychiatrists) provider in 30 miles or 30 minutes

Mental Health Provider Prescribers: Psychiatrists/Apex Network/MNN014 MNN015									
State Name	County	County SSA	Eligible	With Access ¹		Without Access ¹		Average Distance	Average Time
			#	#	%	#	%	1	1
Minnesota	Anoka	24010	1,740	1,740	100.0	0	0.0	4.4	5.3
	Becker	24020	364	362	99.5	2	0.5	10.6	11.5
	Benton	24040	243	243	100.0	0	0.0	8.4	9.3
	Big Stone	24050	101	101	100.0	0	0.0	10.6	11.5
	Brown	24070	135	135	100.0	0	0.0	6.8	7.4
	Carlton	24080	180	179	99.4	1	0.6	10.6	11.5
	Carver	24090	795	795	100.0	0	0.0	7.8	8.5
	Chippewa	24110	266	266	100.0	0	0.0	10.3	11.2
	Chisago	24120	271	271	100.0	0	0.0	8.9	9.7
	Clay	24130	324	319	98.5	5	1.5	7.4	8.1
	Cottonwood	24160	255	255	100.0	0	0.0	16.2	17.6
	Crow Wing	24170	348	347	99.7	1	0.3	10.2	11.1
	Dakota	24180	1,818	1,818	100.0	0	0.0	3.1	3.8
	Douglas	24200	191	191	100.0	0	0.0	5.8	6.3
	Faribault	24210	151	20	13.2	131	86.8	37.0	40.4
	Freeborn	24230	668	555	83.1	113	16.9	24.0	26.3
	Grant	24250	127	127	100.0	0	0.0	15.0	16.3
	Hennepin	24260	5,098	5,098	100.0	0	0.0	1.9	2.7
	Isanti	24290	226	226	100.0	0	0.0	7.2	7.9
	Jackson	24310	107	107	100.0	0	0.0	9.5	10.3
	Kandiyohi	24330	231	231	100.0	0	0.0	8.4	9.1
	Lac qui Parle	24360	265	248	93.6	17	6.4	24.0	26.2
	Lincoln	24400	118	118	100.0	0	0.0	5.7	6.1
	Lyon	24410	136	136	100.0	0	0.0	3.5	3.8
	Martin	24450	200	160	80.0	40	20.0	26.6	29.0
	McLeod	24420	199	199	100.0	0	0.0	10.0	10.8
	Meeker	24460	512	512	100.0	0	0.0	12.9	14.0
	Morrison	24480	187	187	100.0	0	0.0	21.2	23.1
	Murray	24500	321	321	100.0	0	0.0	6.4	6.9
	Nobles	24520	268	268	100.0	0	0.0	7.9	8.6
	Norman	24530	286	114	39.9	172	60.1	32.0	34.8
	Otter Tail	24550	302	302	100.0	0	0.0	8.6	9.3
	Pipestone	24580	106	106	100.0	0	0.0	17.8	19.4
	Polk	24590	156	155	99.4	1	0.6	12.1	13.2
	Pope	24600	232	232	100.0	0	0.0	8.9	9.7
	Ramsey	24610	2,586	2,586	100.0	0	0.0	1.3	2.0
	Redwood	24630	335	335	100.0	0	0.0	6.2	6.8
	Renville	24640	157	157	100.0	0	0.0	9.1	9.9
	Rock	24660	440	440	100.0	0	0.0	6.8	7.4
	Scott	24690	601	601	100.0	0	0.0	6.4	7.1

Access Detail By County SSA

May 8, 2024

Created by...
HealthPartners

Access Analysis

Psychiatrists

Eligible / Provider Groups

National Proxy Census (Apex Network)

Psychiatrists

¹ The Access Standard is defined as (National Proxy Census (Apex Network)) eligibles accessing:

1 (Psychiatrists) provider in 30 miles or 30 minutes

Mental Health Provider Prescribers: Psychiatrists/Apex Network/MNN014 MNN015									
State Name	County	County SSA	Eligible	With Access ¹		Without Access ¹		Average Distance	Average Time
			#	#	%	#	%	1	1
Minnesota	Sherburne	24700	498	498	100.0	0	0.0	5.8	6.3
	Sibley	24710	167	167	100.0	0	0.0	14.5	15.8
	St. Louis	24680	919	838	91.2	81	8.8	9.8	10.7
	Stearns	24720	798	768	96.2	30	3.8	10.0	11.0
	Stevens	24740	199	170	85.4	29	14.6	27.6	30.1
	Swift	24750	102	97	95.1	5	4.9	24.8	27.0
	Todd	24760	286	286	100.0	0	0.0	14.9	16.2
	Traverse	24770	259	259	100.0	0	0.0	7.8	8.5
	Washington	24810	1,030	1,030	100.0	0	0.0	2.6	3.0
	Watonwan	24820	131	119	90.8	12	9.2	25.1	27.3
	Wilkin	24830	282	282	100.0	0	0.0	10.9	11.9
	Wright	24850	743	743	100.0	0	0.0	7.8	8.5
	Yellow Medicine	24860	199	199	100.0	0	0.0	13.5	14.7
	Grand Totals			26,659	26,019	97.6	640	2.4	7.4

Mental Health Provider Prescribers: Mental Health Clinical Nurse Specialist/Apex/MNN014 MNN01

May 8, 2024

Created by...
HealthPartners

Mental Health Clinical Nurse Specialist

47 providers at 89 locations
◆ All providers

Mental Health Clinical Nurse Specialist

Employee Group
National Proxy Census (Apex Network)

Provider Group
Mental Health Clinical Nurse Specialist

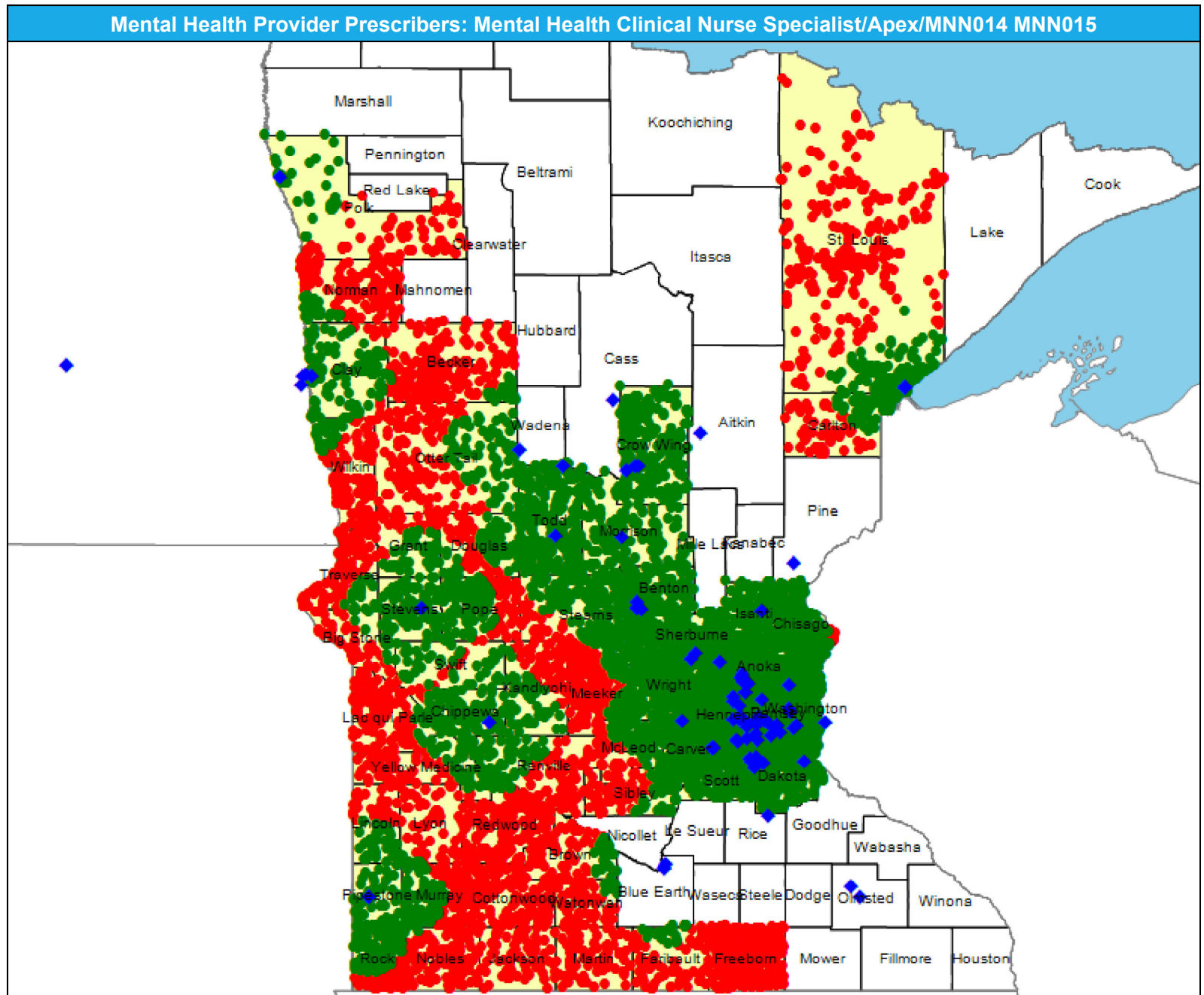
26,659 eligible locations
● With access (20,811)
● Without access (5,848)

The Access Standard is defined as (National Proxy Census (Apex Network)) eligibles accessing:
1 (Mental Health Clinical Nurse Specialist) provider in 30 miles or 30 minutes

Service Areas

□ Apex Network

21.57 miles



Access Detail By County SSA

May 8, 2024

Created by...
HealthPartners

Access Analysis

Mental Health Clinical Nurse Specialist

Eligible / Provider Groups

National Proxy Census (Apex Network)

Mental Health Clinical Nurse Specialist

¹ The Access Standard is defined as (National Proxy Census (Apex Network)) eligibles accessing:

1 (Mental Health Clinical Nurse Specialist) provider in 30 miles or 30 minutes

Mental Health Provider Prescribers: Mental Health Clinical Nurse Specialist/Apex/MNN014 MNN015									
State Name	County	County SSA	Eligible	With Access ¹		Without Access ¹		Average Distance	Average Time
			#	#	%	#	%	1	1
Minnesota	Anoka	24010	1,740	1,740	100.0	0	0.0	5.4	6.6
	Becker	24020	364	26	7.1	338	92.9	41.7	45.5
	Benton	24040	243	243	100.0	0	0.0	8.5	9.4
	Big Stone	24050	101	22	21.8	79	78.2	34.9	38.0
	Brown	24070	135	59	43.7	76	56.3	35.5	38.6
	Carlton	24080	180	112	62.2	68	37.8	28.0	32.6
	Carver	24090	795	795	100.0	0	0.0	6.5	7.2
	Chippewa	24110	266	253	95.1	13	4.9	16.3	17.8
	Chisago	24120	271	260	95.9	11	4.1	16.9	18.4
	Clay	24130	324	314	96.9	10	3.1	9.7	10.7
	Cottonwood	24160	255	0	0.0	255	100.0	55.5	60.5
	Crow Wing	24170	348	348	100.0	0	0.0	10.5	11.4
	Dakota	24180	1,818	1,818	100.0	0	0.0	4.0	5.2
	Douglas	24200	191	126	66.0	65	34.0	28.6	31.1
	Faribault	24210	151	20	13.2	131	86.8	37.6	41.0
	Freeborn	24230	668	0	0.0	668	100.0	53.6	58.6
	Grant	24250	127	78	61.4	49	38.6	29.1	31.7
	Hennepin	24260	5,098	5,098	100.0	0	0.0	3.1	4.7
	Isanti	24290	226	226	100.0	0	0.0	7.8	8.5
	Jackson	24310	107	0	0.0	107	100.0	65.5	71.4
	Kandiyohi	24330	231	146	63.2	85	36.8	28.5	31.1
	Lac qui Parle	24360	265	23	8.7	242	91.3	39.7	43.2
	Lincoln	24400	118	62	52.5	56	47.5	29.6	32.3
	Lyon	24410	136	2	1.5	134	98.5	44.2	48.1
	Martin	24450	200	0	0.0	200	100.0	51.6	56.3
	McLeod	24420	199	165	82.9	34	17.1	25.7	28.0
	Meeker	24460	512	143	27.9	369	72.1	33.7	37.1
	Morrison	24480	187	187	100.0	0	0.0	11.4	12.4
	Murray	24500	321	157	48.9	164	51.1	31.4	34.2
	Nobles	24520	268	6	2.2	262	97.8	47.8	52.1
	Norman	24530	286	50	17.5	236	82.5	39.1	42.9
	Otter Tail	24550	302	114	37.7	188	62.3	34.1	37.1
	Pipestone	24580	106	106	100.0	0	0.0	7.4	8.0
	Polk	24590	156	85	54.5	71	45.5	35.5	38.7
	Pope	24600	232	175	75.4	57	24.6	25.3	27.6
	Ramsey	24610	2,586	2,586	100.0	0	0.0	2.8	4.5
	Redwood	24630	335	19	5.7	316	94.3	41.1	44.8
	Renville	24640	157	70	44.6	87	55.4	33.0	35.9
	Rock	24660	440	314	71.4	126	28.6	27.4	29.9
	Scott	24690	601	601	100.0	0	0.0	8.8	9.7

Access Detail By County SSA

May 8, 2024

Created by...
HealthPartners

Access Analysis

Mental Health Clinical Nurse Specialist

Eligible / Provider Groups

National Proxy Census (Apex Network)

Mental Health Clinical Nurse Specialist

¹ The Access Standard is defined as (National Proxy Census (Apex Network)) eligibles accessing:

1 (Mental Health Clinical Nurse Specialist) provider in 30 miles or 30 minutes

Mental Health Provider Prescribers: Mental Health Clinical Nurse Specialist/Apex/MNN014 MNN015									
State Name	County	County SSA	Eligible	With Access ¹		Without Access ¹		Average Distance	Average Time
			#	#	%	#	%	1	1
Minnesota	Sherburne	24700	498	498	100.0	0	0.0	7.9	8.7
	Sibley	24710	167	64	38.3	103	61.7	32.5	35.5
	St. Louis	24680	919	465	50.6	454	49.4	35.2	42.3
	Stearns	24720	798	719	90.1	79	9.9	13.3	15.0
	Stevens	24740	199	199	100.0	0	0.0	6.9	7.5
	Swift	24750	102	65	63.7	37	36.3	26.9	29.3
	Todd	24760	286	286	100.0	0	0.0	10.1	11.0
	Traverse	24770	259	19	7.3	240	92.7	39.1	42.6
	Washington	24810	1,030	1,030	100.0	0	0.0	6.3	7.4
	Watonwan	24820	131	26	19.8	105	80.2	37.1	40.5
	Wilkin	24830	282	41	14.5	241	85.5	41.3	45.5
	Wright	24850	743	743	100.0	0	0.0	10.8	11.9
	Yellow Medicine	24860	199	107	53.8	92	46.2	33.5	36.5
	Grand Totals			26,659	20,811	78.1	5,848	21.9	16.0

Mental Health Providers/Apex Network/MNN014 MNN015

May 8, 2024

Created by...

HealthPartners

Mental Health Providers

11,986 providers at 2,724 locations

◆ All providers

Mental Health Providers

Employee Group

National Proxy Census (Apex Network)

Provider Group

Mental Health Providers

26,659 eligible locations

● With access (26,650)

● Without access (9)

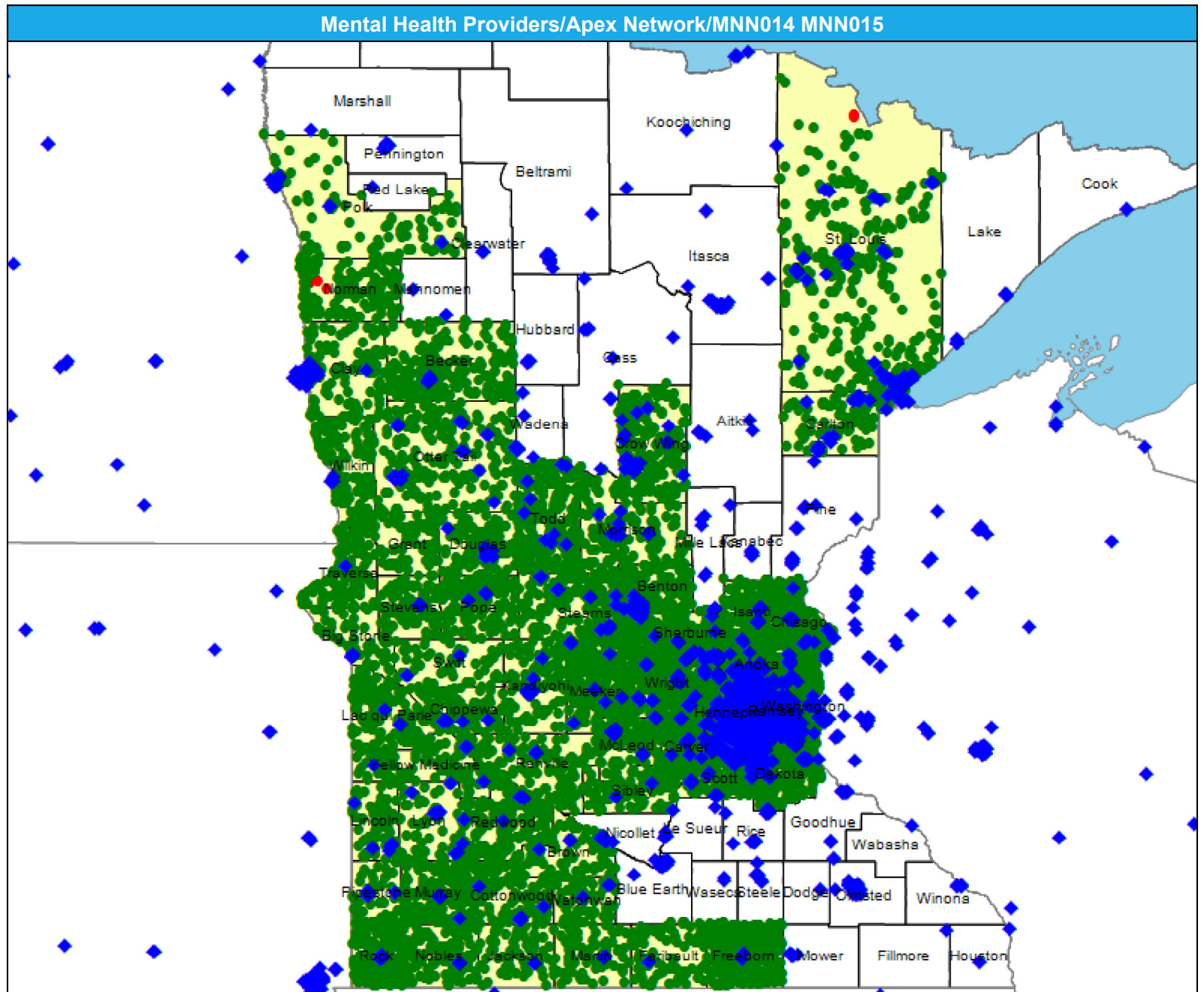
The Access Standard is defined as (National Proxy Census (Apex Network)) eligibles accessing:

1 (Mental Health Providers) provider in 30 miles or 30 minutes

Service Areas

□ Apex Network

21.57 miles



Access Detail By County SSA

May 8, 2024

Created by...
HealthPartners

Access Analysis

Mental Health Providers

Eligible / Provider Groups

National Proxy Census (Apex Network)

Mental Health Providers

¹ The Access Standard is defined as (National Proxy Census (Apex Network)) eligibles accessing:

¹ (Mental Health Providers) provider in 30 miles or 30 minutes

Mental Health Providers/Apex Network/MNN014 MNN015										
State Name	County	County SSA	Eligible		With Access ¹		Without Access ¹		Average Distance	Average Time
			#	%	#	%	#	%	1	1
Minnesota	Anoka	24010	1,740	100.0	1,740	100.0	0	0.0	1.5	1.8
	Becker	24020	364	100.0	364	100.0	0	0.0	8.5	9.3
	Benton	24040	243	100.0	243	100.0	0	0.0	6.0	6.5
	Big Stone	24050	101	100.0	101	100.0	0	0.0	10.0	10.9
	Brown	24070	135	100.0	135	100.0	0	0.0	3.4	3.6
	Carlton	24080	180	100.0	180	100.0	0	0.0	3.5	3.8
	Carver	24090	795	100.0	795	100.0	0	0.0	1.8	2.0
	Chippewa	24110	266	100.0	266	100.0	0	0.0	3.9	4.2
	Chisago	24120	271	100.0	271	100.0	0	0.0	3.4	3.6
	Clay	24130	324	100.0	324	100.0	0	0.0	4.6	5.0
	Cottonwood	24160	255	100.0	255	100.0	0	0.0	4.5	4.8
	Crow Wing	24170	348	100.0	348	100.0	0	0.0	4.2	4.5
	Dakota	24180	1,818	100.0	1,818	100.0	0	0.0	1.5	1.8
	Douglas	24200	191	100.0	191	100.0	0	0.0	4.7	5.1
	Faribault	24210	151	100.0	151	100.0	0	0.0	12.9	14.0
	Freeborn	24230	668	100.0	668	100.0	0	0.0	6.9	7.5
	Grant	24250	127	100.0	127	100.0	0	0.0	14.8	16.1
	Hennepin	24260	5,098	100.0	5,098	100.0	0	0.0	0.8	1.1
	Isanti	24290	226	100.0	226	100.0	0	0.0	4.6	5.0
	Jackson	24310	107	100.0	107	100.0	0	0.0	7.9	8.6
	Kandiyohi	24330	231	100.0	231	100.0	0	0.0	4.3	4.6
	Lac qui Parle	24360	265	100.0	265	100.0	0	0.0	5.5	6.0
	Lincoln	24400	118	100.0	118	100.0	0	0.0	5.6	6.1
	Lyon	24410	136	100.0	136	100.0	0	0.0	3.2	3.5
	Martin	24450	200	100.0	200	100.0	0	0.0	7.3	7.9
	McLeod	24420	199	100.0	199	100.0	0	0.0	3.6	3.9
	Meeker	24460	512	100.0	512	100.0	0	0.0	4.1	4.4
	Morrison	24480	187	100.0	187	100.0	0	0.0	5.9	6.3
	Murray	24500	321	100.0	321	100.0	0	0.0	5.7	6.1
	Nobles	24520	268	100.0	268	100.0	0	0.0	7.6	8.2
	Norman	24530	286	97.6	279	97.6	7	2.4	22.5	24.5
	Otter Tail	24550	302	100.0	302	100.0	0	0.0	5.7	6.2
	Pipestone	24580	106	100.0	106	100.0	0	0.0	4.6	5.0
	Polk	24590	156	100.0	156	100.0	0	0.0	8.7	9.4
	Pope	24600	232	100.0	232	100.0	0	0.0	6.2	6.7
	Ramsey	24610	2,586	100.0	2,586	100.0	0	0.0	0.6	0.9
	Redwood	24630	335	100.0	335	100.0	0	0.0	6.0	6.4
	Renville	24640	157	100.0	157	100.0	0	0.0	8.3	9.0
	Rock	24660	440	100.0	440	100.0	0	0.0	6.0	6.5
	Scott	24690	601	100.0	601	100.0	0	0.0	2.0	2.1

Access Detail By County SSA

May 8, 2024

Created by...
HealthPartners

Access Analysis

Mental Health Providers

Eligible / Provider Groups

National Proxy Census (Apex Network)

Mental Health Providers

¹ The Access Standard is defined as (National Proxy Census (Apex Network)) eligibles accessing:

1 (Mental Health Providers) provider in 30 miles or 30 minutes

Mental Health Providers/Apex Network/MNN014 MNN015									
State Name	County	County SSA	Eligible	With Access ¹		Without Access ¹		Average Distance	Average Time
			#	#	%	#	%	1	1
Minnesota	Sherburne	24700	498	498	100.0	0	0.0	2.7	2.9
	Sibley	24710	167	167	100.0	0	0.0	6.2	6.7
	St. Louis	24680	919	917	99.8	2	0.2	3.8	4.2
	Stearns	24720	798	798	100.0	0	0.0	3.1	3.4
	Stevens	24740	199	199	100.0	0	0.0	6.5	7.1
	Swift	24750	102	102	100.0	0	0.0	6.0	6.5
	Todd	24760	286	286	100.0	0	0.0	5.5	5.9
	Traverse	24770	259	259	100.0	0	0.0	7.8	8.5
	Washington	24810	1,030	1,030	100.0	0	0.0	1.4	1.7
	Watonwan	24820	131	131	100.0	0	0.0	5.3	5.7
	Wilkin	24830	282	282	100.0	0	0.0	10.2	11.1
	Wright	24850	743	743	100.0	0	0.0	2.6	2.8
	Yellow Medicine	24860	199	199	100.0	0	0.0	5.8	6.3
	Grand Totals			26,659	26,650	99.9	9	0.1	3.4

Mental Health Providers Licensed Child and Adolescent Psychologists: LP/Apex/MNN014 MNN015

May 8, 2024

Created by...

HealthPartners

Licensed Child and Adolescent Psychologists: LP

310 providers at 386 locations

◆ All providers

Licensed Child and Adolescent Psychologists: LP

Employee Group

National Proxy Census (Apex Network)

Provider Group

Licensed Child and Adolescent Psychologists: LP

26,659 eligible locations

● With access (23,392)

● Without access (3,267)

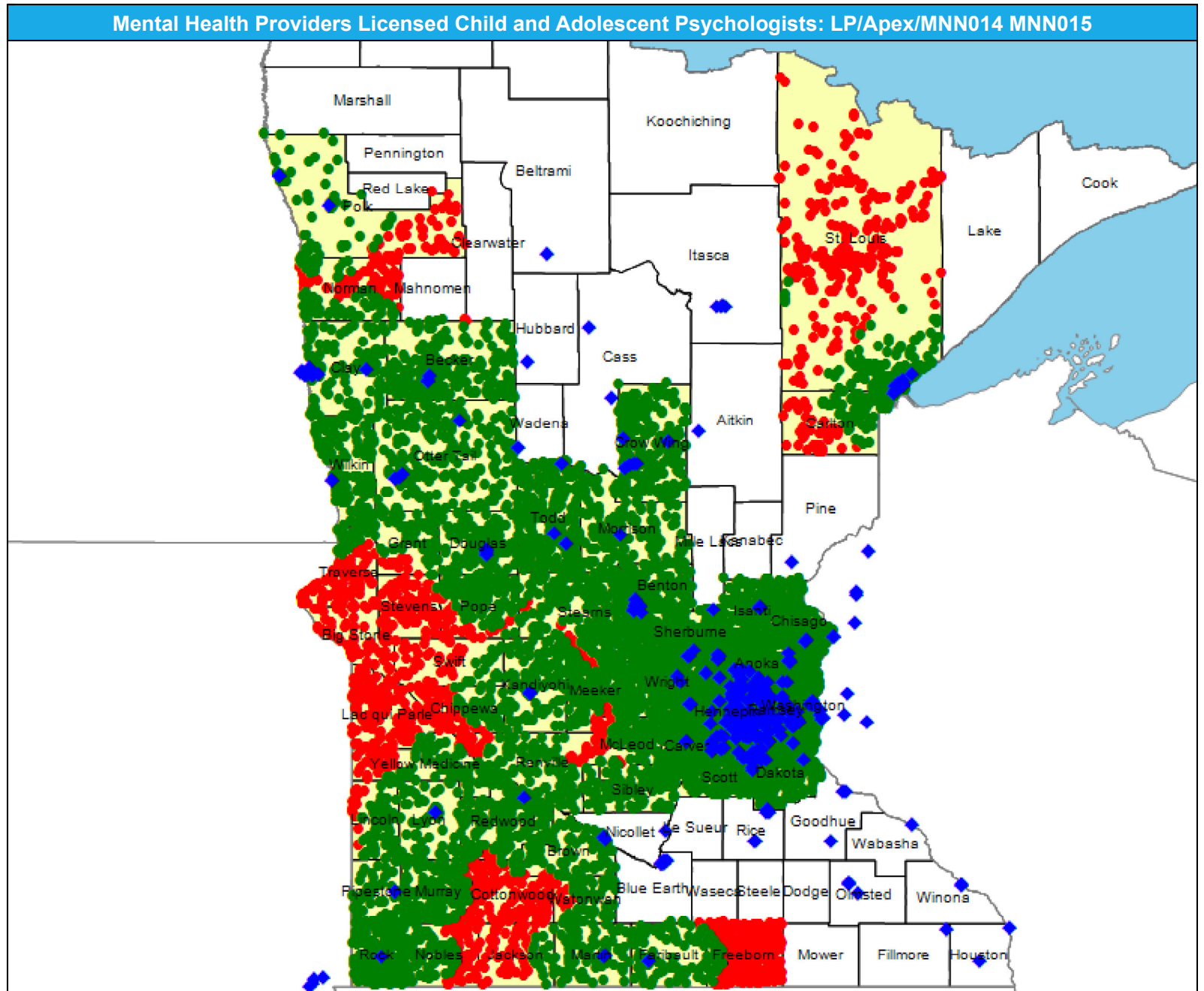
The Access Standard is defined as (National Proxy Census (Apex Network)) eligibles accessing:

1 (Licensed Child and Adolescent Psychologists: LP) provider in 30 miles or 30 minutes

Service Areas

□ Apex Network

21.57 miles



Access Detail By County SSA

May 8, 2024

Created by...
HealthPartners

Access Analysis

Licensed Child and Adolescent Psychologists: LP

Eligible / Provider Groups

National Proxy Census (Apex Network)

Licensed Child and Adolescent Psychologists: LP

¹ The Access Standard is defined as (National Proxy Census (Apex Network)) eligibles accessing:

1 (Licensed Child and Adolescent Psychologists: LP) provider in 30 miles or 30 minutes

Mental Health Providers Licensed Child and Adolescent Psychologists: LP/Apex/MNN014 MNN015									
State Name	County	County SSA	Eligible	With Access ¹		Without Access ¹		Average Distance	Average Time
			#	#	%	#	%	1	1
Minnesota	Anoka	24010	1,740	1,740	100.0	0	0.0	3.2	3.9
	Becker	24020	364	361	99.2	3	0.8	10.2	11.1
	Benton	24040	243	243	100.0	0	0.0	8.1	8.9
	Big Stone	24050	101	0	0.0	101	100.0	60.3	65.7
	Brown	24070	135	132	97.8	3	2.2	11.0	11.9
	Carlton	24080	180	127	70.6	53	29.4	23.7	27.7
	Carver	24090	795	795	100.0	0	0.0	4.2	4.6
	Chippewa	24110	266	55	20.7	211	79.3	33.0	36.0
	Chisago	24120	271	271	100.0	0	0.0	7.4	8.1
	Clay	24130	324	324	100.0	0	0.0	5.2	5.7
	Cottonwood	24160	255	8	3.1	247	96.9	37.9	41.3
	Crow Wing	24170	348	348	100.0	0	0.0	7.5	8.1
	Dakota	24180	1,818	1,818	100.0	0	0.0	2.8	3.5
	Douglas	24200	191	191	100.0	0	0.0	7.5	8.1
	Faribault	24210	151	148	98.0	3	2.0	13.8	15.0
	Freeborn	24230	668	44	6.6	624	93.4	37.2	40.6
	Grant	24250	127	108	85.0	19	15.0	24.2	26.3
	Hennepin	24260	5,098	5,098	100.0	0	0.0	1.6	2.4
	Isanti	24290	226	226	100.0	0	0.0	7.2	7.8
	Jackson	24310	107	43	40.2	64	59.8	34.1	37.1
	Kandiyohi	24330	231	231	100.0	0	0.0	8.8	9.5
	Lac qui Parle	24360	265	8	3.0	257	97.0	47.6	51.9
	Lincoln	24400	118	95	80.5	23	19.5	24.5	26.6
	Lyon	24410	136	136	100.0	0	0.0	9.3	10.1
	Martin	24450	200	200	100.0	0	0.0	8.1	8.8
	McLeod	24420	199	171	85.9	28	14.1	23.9	26.0
	Meeker	24460	512	464	90.6	48	9.4	26.0	28.4
	Morrison	24480	187	187	100.0	0	0.0	11.1	12.0
	Murray	24500	321	266	82.9	55	17.1	21.4	23.3
	Nobles	24520	268	116	43.3	152	56.7	27.5	30.0
	Norman	24530	286	137	47.9	149	52.1	29.8	32.5
	Otter Tail	24550	302	302	100.0	0	0.0	10.9	11.8
	Pipestone	24580	106	106	100.0	0	0.0	12.0	13.0
	Polk	24590	156	103	66.0	53	34.0	18.0	19.6
	Pope	24600	232	205	88.4	27	11.6	20.5	22.3
	Ramsey	24610	2,586	2,586	100.0	0	0.0	1.4	2.2
	Redwood	24630	335	325	97.0	10	3.0	13.6	14.8
	Renville	24640	157	129	82.2	28	17.8	21.8	23.7
	Rock	24660	440	440	100.0	0	0.0	6.7	7.3
	Scott	24690	601	601	100.0	0	0.0	6.1	6.8

Access Detail By County SSA

May 8, 2024

Created by...
HealthPartners

Access Analysis
Licensed Child and Adolescent
Psychologists: LP

Eligible / Provider Groups
National Proxy Census (Apex
Network)
Licensed Child and
Adolescent Psychologists: LP

¹ The Access Standard is defined
as (National Proxy Census
(Apex Network)) eligibles
accessing:
1 (Licensed Child and
Adolescent Psychologists: LP)
provider in 30 miles or 30
minutes

Mental Health Providers Licensed Child and Adolescent Psychologists: LP/Apex/MNN014 MNN015									
State Name	County	County SSA	Eligible	With Access ¹		Without Access ¹		Average Distance	Average Time
			#	#	%	#	%	1	1
Minnesota	Sherburne	24700	498	498	100.0	0	0.0	5.5	5.9
	Sibley	24710	167	167	100.0	0	0.0	19.9	21.8
	St. Louis	24680	919	474	51.6	445	48.4	27.6	30.2
	Stearns	24720	798	756	94.7	42	5.3	11.6	12.6
	Stevens	24740	199	3	1.5	196	98.5	41.3	45.0
	Swift	24750	102	18	17.6	84	82.4	39.2	42.7
	Todd	24760	286	286	100.0	0	0.0	9.1	9.9
	Traverse	24770	259	43	16.6	216	83.4	36.0	39.3
	Washington	24810	1,030	1,030	100.0	0	0.0	2.6	3.0
	Watonwan	24820	131	108	82.4	23	17.6	25.2	27.4
	Wilkin	24830	282	282	100.0	0	0.0	11.6	12.7
	Wright	24850	743	743	100.0	0	0.0	6.4	6.9
	Yellow Medicine	24860	199	96	48.2	103	51.8	29.8	32.5
	Grand Totals			26,659	23,392	87.7	3,267	12.3	10.5

Mental Health Providers Licensed Psychologists: LP/Apex Network/MNN014 MNN015

May 8, 2024

Created by...

HealthPartners

Licensed Psychologists: LP

2,397 providers at 1,243 locations

◆ All providers

Licensed Psychologists: LP

Employee Group

National Proxy Census (Apex Network)

Provider Group

Licensed Psychologists: LP

26,659 eligible locations

● With access (26,516)

● Without access (143)

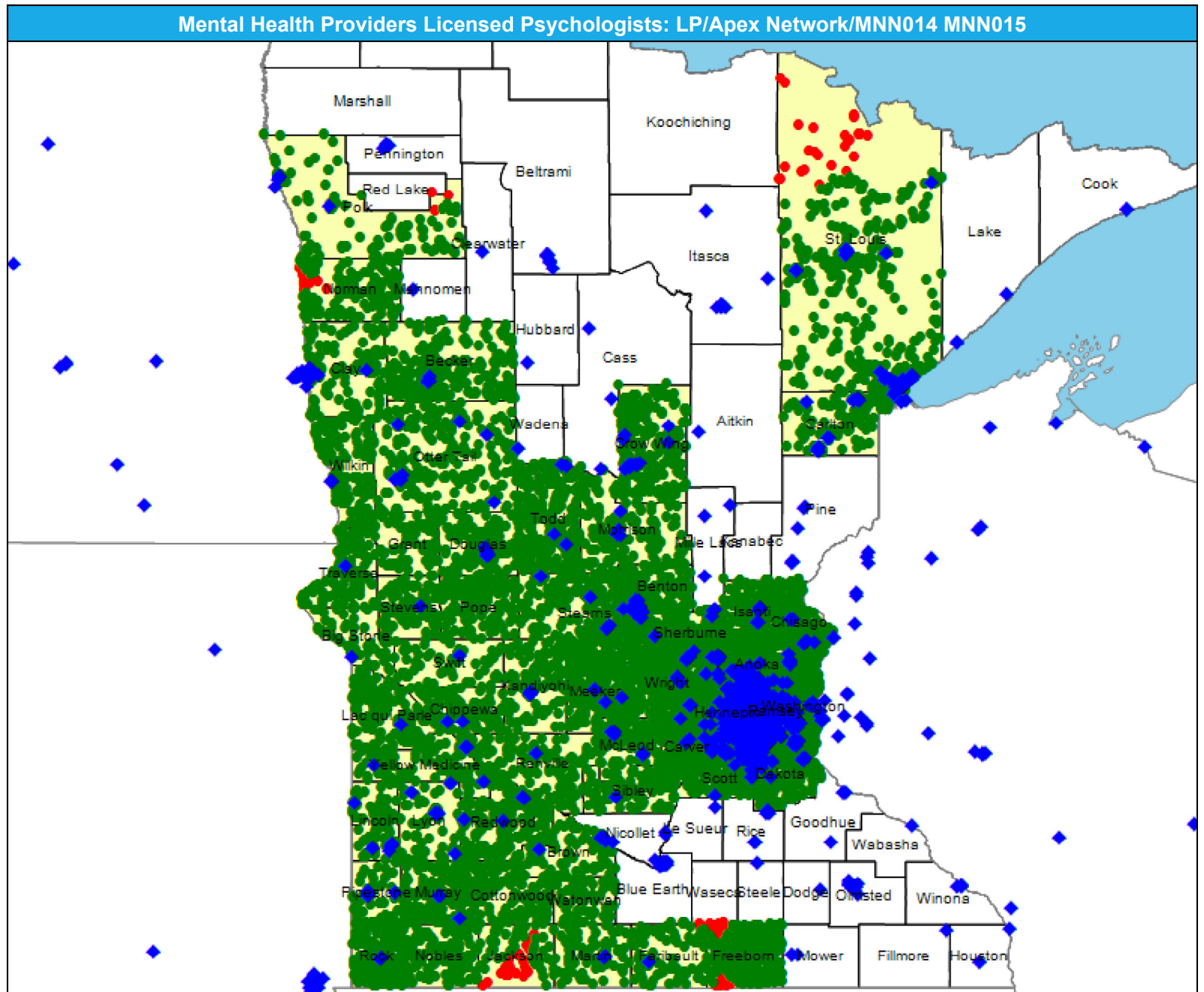
The Access Standard is defined as (National Proxy Census (Apex Network)) eligibles accessing:

1 (Licensed Psychologists: LP) provider in 30 miles or 30 minutes

Service Areas

□ Apex Network

21.57 miles



Access Detail By County SSA

May 8, 2024

Created by...
HealthPartners

Access Analysis

Licensed Psychologists: LP

Eligible / Provider Groups

National Proxy Census (Apex Network)

Licensed Psychologists: LP

¹ The Access Standard is defined as (National Proxy Census (Apex Network)) eligibles accessing:

¹ (Licensed Psychologists: LP) provider in 30 miles or 30 minutes

Mental Health Providers Licensed Psychologists: LP/Apex Network/MNN014 MNN015									
State Name	County	County SSA	Eligible	With Access ¹		Without Access ¹		Average Distance	Average Time
			#	#	%	#	%	1	1
Minnesota	Anoka	24010	1,740	1,740	100.0	0	0.0	2.3	2.8
	Becker	24020	364	364	100.0	0	0.0	9.9	10.7
	Benton	24040	243	243	100.0	0	0.0	6.5	7.1
	Big Stone	24050	101	101	100.0	0	0.0	11.0	11.9
	Brown	24070	135	135	100.0	0	0.0	6.2	6.7
	Carlton	24080	180	180	100.0	0	0.0	4.0	4.3
	Carver	24090	795	795	100.0	0	0.0	3.2	3.5
	Chippewa	24110	266	266	100.0	0	0.0	5.9	6.4
	Chisago	24120	271	271	100.0	0	0.0	4.7	5.1
	Clay	24130	324	324	100.0	0	0.0	4.9	5.3
	Cottonwood	24160	255	255	100.0	0	0.0	21.6	23.5
	Crow Wing	24170	348	348	100.0	0	0.0	6.5	7.0
	Dakota	24180	1,818	1,818	100.0	0	0.0	1.8	2.2
	Douglas	24200	191	191	100.0	0	0.0	6.6	7.2
	Faribault	24210	151	148	98.0	3	2.0	13.8	15.0
	Freeborn	24230	668	615	92.1	53	7.9	22.0	24.1
	Grant	24250	127	127	100.0	0	0.0	20.5	22.3
	Hennepin	24260	5,098	5,098	100.0	0	0.0	1.0	1.5
	Isanti	24290	226	226	100.0	0	0.0	5.1	5.6
	Jackson	24310	107	76	71.0	31	29.0	27.4	29.8
	Kandiyohi	24330	231	231	100.0	0	0.0	8.1	8.8
	Lac qui Parle	24360	265	265	100.0	0	0.0	10.5	11.4
	Lincoln	24400	118	118	100.0	0	0.0	5.6	6.1
	Lyon	24410	136	136	100.0	0	0.0	3.4	3.6
	Martin	24450	200	200	100.0	0	0.0	8.1	8.8
	McLeod	24420	199	199	100.0	0	0.0	4.9	5.3
	Meeker	24460	512	512	100.0	0	0.0	6.2	6.7
	Morrison	24480	187	187	100.0	0	0.0	8.2	8.9
	Murray	24500	321	321	100.0	0	0.0	6.3	6.8
	Nobles	24520	268	268	100.0	0	0.0	17.5	19.1
	Norman	24530	286	257	89.9	29	10.1	23.3	25.4
	Otter Tail	24550	302	302	100.0	0	0.0	7.4	8.1
	Pipestone	24580	106	106	100.0	0	0.0	4.6	5.0
	Polk	24590	156	153	98.1	3	1.9	12.4	13.5
	Pope	24600	232	232	100.0	0	0.0	16.4	17.9
	Ramsey	24610	2,586	2,586	100.0	0	0.0	0.9	1.4
	Redwood	24630	335	335	100.0	0	0.0	6.3	6.9
	Renville	24640	157	157	100.0	0	0.0	10.2	11.0
	Rock	24660	440	440	100.0	0	0.0	6.3	6.8
	Scott	24690	601	601	100.0	0	0.0	3.6	3.9

Access Detail By County SSA

May 8, 2024

Created by...
HealthPartners

Access Analysis

Licensed Psychologists: LP

Eligible / Provider Groups

National Proxy Census (Apex Network)

Licensed Psychologists: LP

¹ The Access Standard is defined as (National Proxy Census (Apex Network)) eligibles accessing:

1 (Licensed Psychologists: LP) provider in 30 miles or 30 minutes

Mental Health Providers Licensed Psychologists: LP/Apex Network/MNN014 MNN015									
State Name	County	County SSA	Eligible	With Access ¹		Without Access ¹		Average Distance	Average Time
			#	#	%	#	%	1	1
Minnesota	Sherburne	24700	498	498	100.0	0	0.0	4.3	4.6
	Sibley	24710	167	167	100.0	0	0.0	10.7	11.7
	St. Louis	24680	919	895	97.4	24	2.6	6.6	7.2
	Stearns	24720	798	798	100.0	0	0.0	5.4	5.9
	Stevens	24740	199	199	100.0	0	0.0	6.9	7.5
	Swift	24750	102	102	100.0	0	0.0	11.1	12.1
	Todd	24760	286	286	100.0	0	0.0	7.9	8.6
	Traverse	24770	259	259	100.0	0	0.0	9.5	10.3
	Washington	24810	1,030	1,030	100.0	0	0.0	2.0	2.3
	Watonwan	24820	131	131	100.0	0	0.0	22.8	24.8
	Wilkin	24830	282	282	100.0	0	0.0	10.7	11.8
	Wright	24850	743	743	100.0	0	0.0	4.9	5.3
	Yellow Medicine	24860	199	199	100.0	0	0.0	5.9	6.4
	Grand Totals			26,659	26,516	99.5	143	0.5	5.3

MH Providers Licensed Marriage and Family Therapists: LMFT or LMFTA/Apex Network/MNN014 MNN015

May 9, 2024

Created by...

HealthPartners

Licensed Marriage and Family Therapists: LMFT or LMFTA

2,365 providers at 1,091 locations

◆ All providers

Licensed Marriage and Family Therapists: LMFT or LMFTA

Employee Group

National Proxy Census (Apex Network)

Provider Group

Licensed Marriage and Family Therapists: LMFT or LMFTA

26,659 eligible locations

● With access (26,006)

● Without access (653)

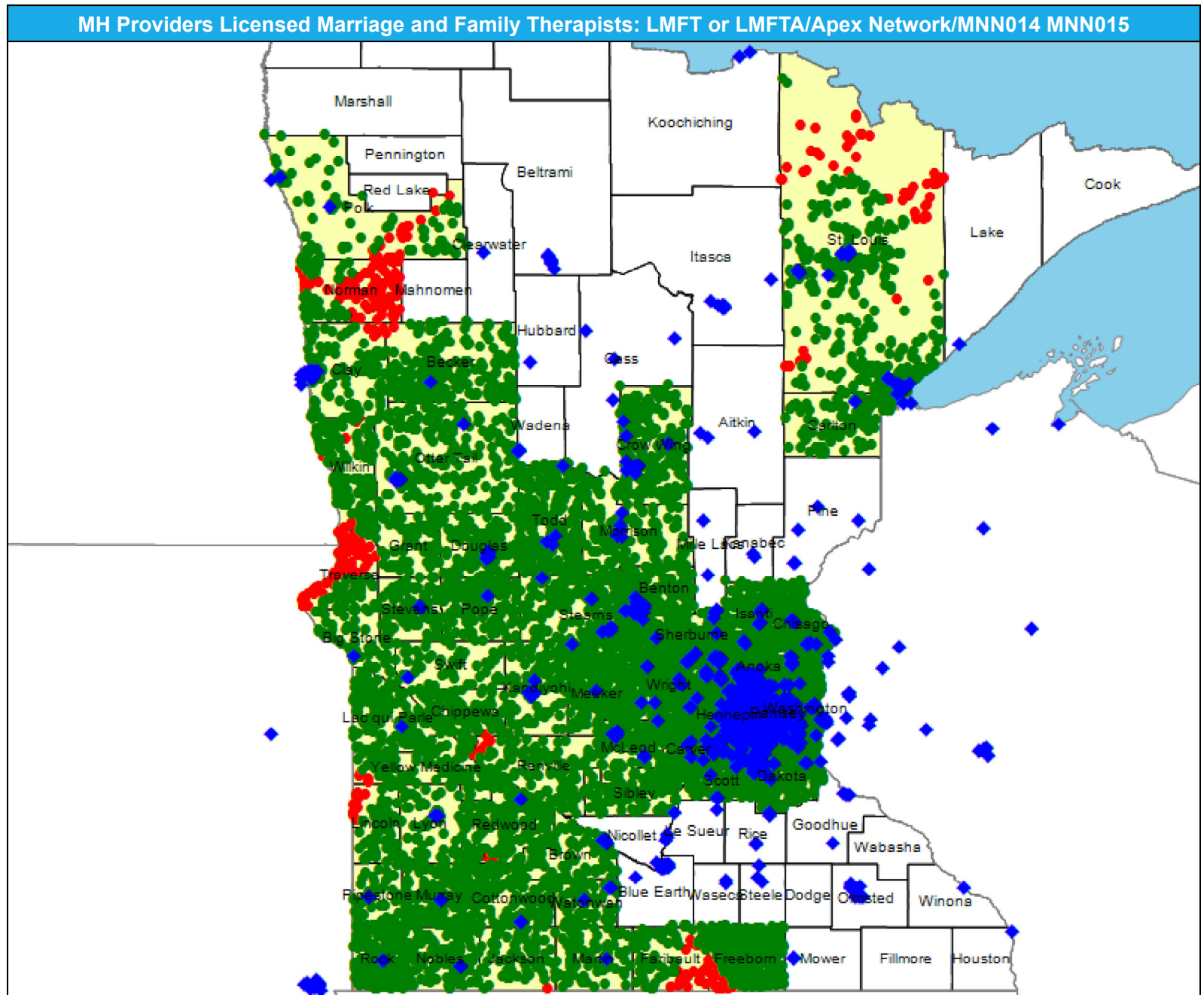
The Access Standard is defined as (National Proxy Census (Apex Network)) eligibles accessing:

1 (Licensed Marriage and Family Therapists: LMFT or LMFTA) provider in 30 miles or 30 minutes

Service Areas

□ Apex Network

21.57 miles



Access Detail By County SSA

May 9, 2024

Created by...
HealthPartners

Access Analysis

Licensed Marriage and Family Therapists: LMFT or LMFTA

Eligible / Provider Groups

National Proxy Census (Apex Network)

Licensed Marriage and Family Therapists: LMFT or LMFTA

¹ The Access Standard is defined as (National Proxy Census (Apex Network)) eligibles accessing:

¹ (Licensed Marriage and Family Therapists: LMFT or LMFTA) provider in 30 miles or 30 minutes

Mental Health Providers Licensed Marriage and Family Therapists: LMFT or LMFTA/Apex Network/MNN014 MNN015										
State Name	County	County SSA	Eligible		With Access ¹		Without Access ¹		Average Distance	Average Time
			#	%	#	%	#	%	1	1
Minnesota	Anoka	24010	1,740	100.0	1,740	100.0	0	0.0	2.1	2.5
	Becker	24020	364	99.5	362	99.5	2	0.5	11.1	12.1
	Benton	24040	243	100.0	243	100.0	0	0.0	6.2	6.7
	Big Stone	24050	101	100.0	101	100.0	0	0.0	10.7	11.6
	Brown	24070	135	100.0	135	100.0	0	0.0	9.9	10.8
	Carlton	24080	180	100.0	180	100.0	0	0.0	10.2	11.1
	Carver	24090	795	100.0	795	100.0	0	0.0	3.0	3.3
	Chippewa	24110	266	94.0	250	94.0	16	6.0	20.2	21.9
	Chisago	24120	271	100.0	271	100.0	0	0.0	4.6	5.0
	Clay	24130	324	98.5	319	98.5	5	1.5	7.9	8.7
	Cottonwood	24160	255	99.6	254	99.6	1	0.4	11.1	12.1
	Crow Wing	24170	348	100.0	348	100.0	0	0.0	6.2	6.8
	Dakota	24180	1,818	100.0	1,818	100.0	0	0.0	1.8	2.2
	Douglas	24200	191	100.0	191	100.0	0	0.0	7.2	7.8
	Faribault	24210	151	71.5	108	71.5	43	28.5	25.2	27.4
	Freeborn	24230	668	95.5	638	95.5	30	4.5	21.0	22.9
	Grant	24250	127	100.0	127	100.0	0	0.0	22.5	24.5
	Hennepin	24260	5,098	100.0	5,098	100.0	0	0.0	1.1	1.6
	Isanti	24290	226	100.0	226	100.0	0	0.0	4.7	5.1
	Jackson	24310	107	99.1	106	99.1	1	0.9	17.2	18.7
	Kandiyohi	24330	231	100.0	231	100.0	0	0.0	5.7	6.2
	Lac qui Parle	24360	265	100.0	265	100.0	0	0.0	10.6	11.5
	Lincoln	24400	118	82.2	97	82.2	21	17.8	24.3	26.5
	Lyon	24410	136	100.0	136	100.0	0	0.0	9.0	9.8
	Martin	24450	200	100.0	200	100.0	0	0.0	8.2	8.9
	McLeod	24420	199	100.0	199	100.0	0	0.0	3.9	4.2
	Meeker	24460	512	100.0	512	100.0	0	0.0	7.2	7.8
	Morrison	24480	187	100.0	187	100.0	0	0.0	8.5	9.2
	Murray	24500	321	100.0	321	100.0	0	0.0	10.0	10.8
	Nobles	24520	268	100.0	268	100.0	0	0.0	8.3	9.0
	Norman	24530	286	31.1	89	31.1	197	68.9	32.9	36.0
	Otter Tail	24550	302	100.0	302	100.0	0	0.0	11.1	12.0
	Pipestone	24580	106	100.0	106	100.0	0	0.0	7.3	7.9
	Polk	24590	156	87.2	136	87.2	20	12.8	13.6	14.8
	Pope	24600	232	100.0	232	100.0	0	0.0	8.2	8.9
	Ramsey	24610	2,586	100.0	2,586	100.0	0	0.0	0.8	1.2
	Redwood	24630	335	97.9	328	97.9	7	2.1	13.2	14.3
	Renville	24640	157	96.8	152	96.8	5	3.2	19.9	21.7
	Rock	24660	440	100.0	440	100.0	0	0.0	6.5	7.1
	Scott	24690	601	100.0	601	100.0	0	0.0	3.1	3.4

Access Detail By County SSA

May 9, 2024

Created by...
HealthPartners

Access Analysis

Licensed Marriage and Family Therapists: LMFT or LMFTA

Eligible / Provider Groups

National Proxy Census (Apex Network)

Licensed Marriage and Family Therapists: LMFT or LMFTA

¹ The Access Standard is defined as (National Proxy Census (Apex Network)) eligibles accessing:

¹ (Licensed Marriage and Family Therapists: LMFT or LMFTA) provider in 30 miles or 30 minutes

Mental Health Providers Licensed Marriage and Family Therapists: LMFT or LMFTA/Apex Network/MNN014 MNN015									
State Name	County	County SSA	Eligible	With Access ¹		Without Access ¹		Average Distance	Average Time
			#	#	%	#	%	1	1
Minnesota	Sherburne	24700	498	498	100.0	0	0.0	3.7	4.0
	Sibley	24710	167	167	100.0	0	0.0	13.8	15.1
	St. Louis	24680	919	831	90.4	88	9.6	10.0	11.1
	Stearns	24720	798	798	100.0	0	0.0	4.1	4.4
	Stevens	24740	199	199	100.0	0	0.0	6.6	7.2
	Swift	24750	102	102	100.0	0	0.0	16.1	17.6
	Todd	24760	286	286	100.0	0	0.0	8.3	9.0
	Traverse	24770	259	58	22.4	201	77.6	33.0	35.9
	Washington	24810	1,030	1,030	100.0	0	0.0	1.7	2.0
	Watonwan	24820	131	131	100.0	0	0.0	5.6	6.0
	Wilkin	24830	282	274	97.2	8	2.8	22.7	24.7
	Wright	24850	743	743	100.0	0	0.0	2.8	3.1
	Yellow Medicine	24860	199	191	96.0	8	4.0	23.3	25.4
Grand Totals			26,659	26,006	97.6	653	2.4	6.1	6.8

Mental Health Providers Licensed Professional Counselors: LPCC or LPC/Apex/MNN014 MNN015

May 8, 2024

Created by...

HealthPartners

Licensed Professional Counselors: LPCC or LPC

3,432 providers at 1,535 locations

◆ All providers

Licensed Professional Counselors: LPCC or LPC

Employee Group

National Proxy Census (Apex Network)

Provider Group

Licensed Professional Counselors: LPCC or LPC

26,659 eligible locations

● With access (26,415)

● Without access (244)

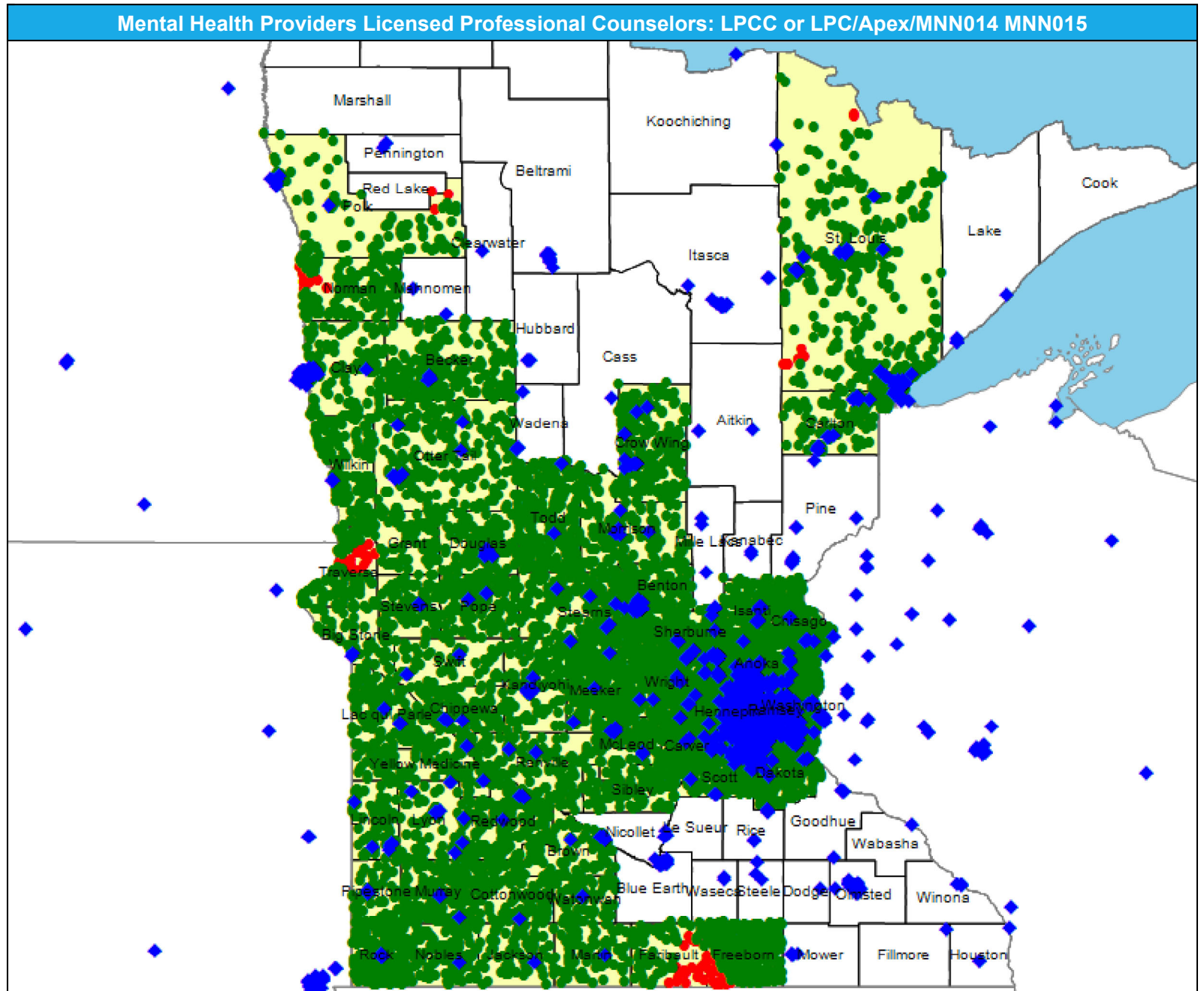
The Access Standard is defined as (National Proxy Census (Apex Network)) eligibles accessing:

1 (Licensed Professional Counselors: LPCC or LPC) provider in 30 miles or 30 minutes

Service Areas

□ Apex Network

21.57 miles



Access Detail By County SSA

May 8, 2024

Created by...
HealthPartners

Access Analysis

Licensed Professional Counselors: LPCC or LPC

Eligible / Provider Groups

National Proxy Census (Apex Network)

Licensed Professional Counselors: LPCC or LPC

¹ The Access Standard is defined as (National Proxy Census (Apex Network)) eligibles accessing:

1 (Licensed Professional Counselors: LPCC or LPC) provider in 30 miles or 30 minutes

Mental Health Providers Licensed Professional Counselors: LPCC or LPC/Apex/MNN014 MNN015										
State Name	County	County SSA	Eligible		With Access ¹		Without Access ¹		Average Distance	Average Time
			#	%	#	%	#	%	1	1
Minnesota	Anoka	24010	1,740	100.0	1,740	100.0	0	0.0	1.8	2.2
	Becker	24020	364	100.0	364	100.0	0	0.0	8.6	9.4
	Benton	24040	243	100.0	243	100.0	0	0.0	6.2	6.8
	Big Stone	24050	101	100.0	101	100.0	0	0.0	10.3	11.2
	Brown	24070	135	100.0	135	100.0	0	0.0	6.0	6.5
	Carlton	24080	180	100.0	180	100.0	0	0.0	4.6	5.0
	Carver	24090	795	100.0	795	100.0	0	0.0	3.2	3.5
	Chippewa	24110	266	100.0	266	100.0	0	0.0	5.1	5.5
	Chisago	24120	271	100.0	271	100.0	0	0.0	4.7	5.1
	Clay	24130	324	100.0	324	100.0	0	0.0	4.8	5.2
	Cottonwood	24160	255	100.0	255	100.0	0	0.0	10.4	11.3
	Crow Wing	24170	348	100.0	348	100.0	0	0.0	6.8	7.4
	Dakota	24180	1,818	100.0	1,818	100.0	0	0.0	1.8	2.1
	Douglas	24200	191	100.0	191	100.0	0	0.0	7.0	7.6
	Faribault	24210	151	71.5	108	71.5	43	28.5	25.2	27.4
	Freeborn	24230	668	95.5	638	95.5	30	4.5	21.0	22.9
	Grant	24250	127	100.0	127	100.0	0	0.0	22.4	24.3
	Hennepin	24260	5,098	100.0	5,098	100.0	0	0.0	1.0	1.5
	Isanti	24290	226	100.0	226	100.0	0	0.0	4.7	5.1
	Jackson	24310	107	100.0	107	100.0	0	0.0	8.5	9.2
	Kandiyohi	24330	231	100.0	231	100.0	0	0.0	5.4	5.8
	Lac qui Parle	24360	265	100.0	265	100.0	0	0.0	5.7	6.2
	Lincoln	24400	118	100.0	118	100.0	0	0.0	5.7	6.1
	Lyon	24410	136	100.0	136	100.0	0	0.0	3.3	3.6
	Martin	24450	200	100.0	200	100.0	0	0.0	7.9	8.6
	McLeod	24420	199	100.0	199	100.0	0	0.0	4.8	5.2
	Meeker	24460	512	100.0	512	100.0	0	0.0	5.7	6.2
	Morrison	24480	187	100.0	187	100.0	0	0.0	7.3	7.9
	Murray	24500	321	100.0	321	100.0	0	0.0	6.8	7.4
	Nobles	24520	268	100.0	268	100.0	0	0.0	7.9	8.6
	Norman	24530	286	89.9	257	89.9	29	10.1	23.3	25.3
	Otter Tail	24550	302	100.0	302	100.0	0	0.0	8.0	8.7
	Pipestone	24580	106	100.0	106	100.0	0	0.0	6.2	6.7
	Polk	24590	156	98.1	153	98.1	3	1.9	12.5	13.5
	Pope	24600	232	100.0	232	100.0	0	0.0	6.3	6.8
	Ramsey	24610	2,586	100.0	2,586	100.0	0	0.0	0.7	1.2
	Redwood	24630	335	100.0	335	100.0	0	0.0	6.6	7.1
	Renville	24640	157	100.0	157	100.0	0	0.0	8.5	9.2
	Rock	24660	440	100.0	440	100.0	0	0.0	6.1	6.6
	Scott	24690	601	100.0	601	100.0	0	0.0	2.9	3.2

Access Detail By County SSA

May 8, 2024

Created by...
HealthPartners

Access Analysis

Licensed Professional Counselors: LPCC or LPC

Eligible / Provider Groups

National Proxy Census (Apex Network)

Licensed Professional Counselors: LPCC or LPC

¹ The Access Standard is defined as (National Proxy Census (Apex Network)) eligibles accessing:

1 (Licensed Professional Counselors: LPCC or LPC) provider in 30 miles or 30 minutes

Mental Health Providers Licensed Professional Counselors: LPCC or LPC/Apex/MNN014 MNN015									
State Name	County	County SSA	Eligible	With Access ¹		Without Access ¹		Average Distance	Average Time
			#	#	%	#	%	1	1
Minnesota	Sherburne	24700	498	498	100.0	0	0.0	3.0	3.3
	Sibley	24710	167	167	100.0	0	0.0	14.3	15.6
	St. Louis	24680	919	907	98.7	12	1.3	6.4	7.0
	Stearns	24720	798	798	100.0	0	0.0	4.5	4.8
	Stevens	24740	199	199	100.0	0	0.0	6.7	7.2
	Swift	24750	102	102	100.0	0	0.0	6.0	6.5
	Todd	24760	286	286	100.0	0	0.0	9.5	10.3
	Traverse	24770	259	132	51.0	127	49.0	27.2	29.6
	Washington	24810	1,030	1,030	100.0	0	0.0	1.6	1.9
	Watonwan	24820	131	131	100.0	0	0.0	8.4	9.1
	Wilkin	24830	282	282	100.0	0	0.0	10.5	11.5
	Wright	24850	743	743	100.0	0	0.0	4.0	4.4
	Yellow Medicine	24860	199	199	100.0	0	0.0	10.5	11.4
	Grand Totals			26,659	26,415	99.1	244	0.9	4.8

Mental Health Providers Licensed Social Workers: LICSW, LCSW, and LISW/Apex/MNN014 MNN015

May 8, 2024

Created by...

HealthPartners

Licensed Social Workers: LICSW, LCSW, and LISW

4,005 providers at 1,697 locations

◆ All providers

Licensed Social Workers: LICSW, LCSW, and LISW

Employee Group

National Proxy Census (Apex Network)

Provider Group

Licensed Social Workers:
LICSW, LCSW, and LISW

26,659 eligible locations

● With access (26,399)

● Without access (260)

The Access Standard is defined as (National Proxy Census (Apex Network)) eligibles accessing:

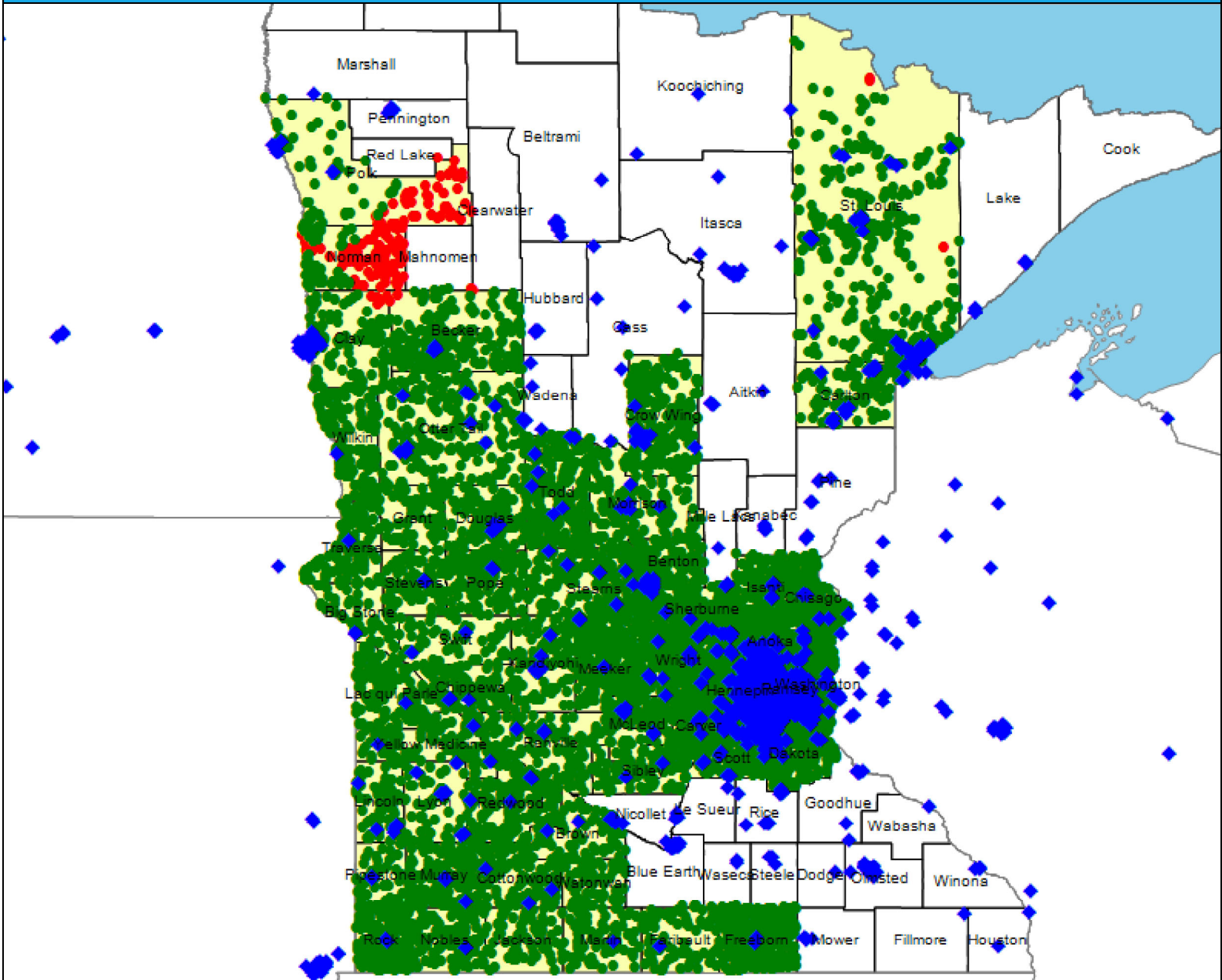
1 (Licensed Social Workers:
LICSW, LCSW, and LISW)
provider in 30 miles or 30
minutes

Service Areas

□ Apex Network

21.57 miles

Mental Health Providers Licensed Social Workers: LICSW, LCSW, and LISW/Apex/MNN014 MNN015



Access Detail By County SSA

May 8, 2024

Created by...
HealthPartners

Access Analysis

Licensed Social Workers:
LICSW, LCSW, and LISW

Eligible / Provider Groups

National Proxy Census (Apex
Network)

Licensed Social Workers:
LICSW, LCSW, and LISW

¹ The Access Standard is defined
as (National Proxy Census
(Apex Network)) eligibles
accessing:

1 (Licensed Social Workers:
LICSW, LCSW, and LISW)
provider in 30 miles or 30
minutes

Mental Health Providers Licensed Social Workers: LICSW, LCSW, and LISW/Apex/MNN014 MNN015										
State Name	County	County SSA	Eligible		With Access ¹		Without Access ¹		Average Distance	Average Time
			#	%	#	%	#	%	1	1
Minnesota	Anoka	24010	1,740	100.0	1,740	100.0	0	0.0	2.2	2.6
	Becker	24020	364	100.0	359	98.6	5	1.4	9.7	10.5
	Benton	24040	243	100.0	243	100.0	0	0.0	6.5	7.1
	Big Stone	24050	101	100.0	101	100.0	0	0.0	10.2	11.1
	Brown	24070	135	100.0	135	100.0	0	0.0	3.6	3.9
	Carlton	24080	180	100.0	180	100.0	0	0.0	3.9	4.2
	Carver	24090	795	100.0	795	100.0	0	0.0	3.0	3.3
	Chippewa	24110	266	100.0	266	100.0	0	0.0	5.0	5.4
	Chisago	24120	271	100.0	271	100.0	0	0.0	4.7	5.0
	Clay	24130	324	98.5	319	98.5	5	1.5	6.9	7.5
	Cottonwood	24160	255	100.0	255	100.0	0	0.0	4.7	5.1
	Crow Wing	24170	348	100.0	348	100.0	0	0.0	7.6	8.2
	Dakota	24180	1,818	100.0	1,818	100.0	0	0.0	1.7	2.0
	Douglas	24200	191	100.0	191	100.0	0	0.0	6.6	7.1
	Faribault	24210	151	100.0	151	100.0	0	0.0	12.9	14.0
	Freeborn	24230	668	100.0	668	100.0	0	0.0	6.9	7.5
	Grant	24250	127	100.0	127	100.0	0	0.0	20.5	22.3
	Hennepin	24260	5,098	100.0	5,098	100.0	0	0.0	1.0	1.4
	Isanti	24290	226	100.0	226	100.0	0	0.0	5.1	5.5
	Jackson	24310	107	100.0	107	100.0	0	0.0	16.7	18.2
	Kandiyohi	24330	231	100.0	231	100.0	0	0.0	4.6	5.0
	Lac qui Parle	24360	265	100.0	265	100.0	0	0.0	10.2	11.0
	Lincoln	24400	118	100.0	118	100.0	0	0.0	5.6	6.1
	Lyon	24410	136	100.0	136	100.0	0	0.0	3.3	3.6
	Martin	24450	200	100.0	200	100.0	0	0.0	8.2	8.9
	McLeod	24420	199	100.0	199	100.0	0	0.0	3.7	4.0
	Meeker	24460	512	100.0	512	100.0	0	0.0	7.0	7.6
	Morrison	24480	187	100.0	187	100.0	0	0.0	6.7	7.3
	Murray	24500	321	100.0	321	100.0	0	0.0	6.2	6.7
	Nobles	24520	268	100.0	268	100.0	0	0.0	7.8	8.5
	Norman	24530	286	32.2	92	32.2	194	67.8	32.5	35.4
	Otter Tail	24550	302	100.0	302	100.0	0	0.0	6.5	7.1
	Pipestone	24580	106	100.0	106	100.0	0	0.0	6.2	6.7
	Polk	24590	156	66.0	103	66.0	53	34.0	17.4	18.9
	Pope	24600	232	100.0	232	100.0	0	0.0	7.8	8.5
	Ramsey	24610	2,586	100.0	2,586	100.0	0	0.0	0.7	1.1
	Redwood	24630	335	100.0	335	100.0	0	0.0	6.2	6.8
	Renville	24640	157	100.0	157	100.0	0	0.0	8.6	9.3
	Rock	24660	440	100.0	440	100.0	0	0.0	6.2	6.7
	Scott	24690	601	100.0	601	100.0	0	0.0	2.1	2.3

Access Detail By County SSA

May 8, 2024

Created by...
HealthPartners

Access Analysis

Licensed Social Workers:
LICSW, LCSW, and LISW

Eligible / Provider Groups

National Proxy Census (Apex
Network)

Licensed Social Workers:
LICSW, LCSW, and LISW

¹ The Access Standard is defined
as (National Proxy Census
(Apex Network)) eligibles
accessing:

1 (Licensed Social Workers:
LICSW, LCSW, and LISW)
provider in 30 miles or 30
minutes

Mental Health Providers Licensed Social Workers: LICSW, LCSW, and LISW/Apex/MNN014 MNN015										
State Name	County	County SSA	Eligible		With Access ¹		Without Access ¹		Average Distance	Average Time
			#	%	#	%	#	%	1	1
Minnesota	Sherburne	24700	498	100.0	498	100.0	0	0.0	3.8	4.1
	Sibley	24710	167	100.0	167	100.0	0	0.0	6.9	7.5
	St. Louis	24680	919	99.7	916	99.7	3	0.3	4.8	5.2
	Stearns	24720	798	100.0	798	100.0	0	0.0	3.7	4.0
	Stevens	24740	199	100.0	199	100.0	0	0.0	6.7	7.2
	Swift	24750	102	100.0	102	100.0	0	0.0	6.0	6.5
	Todd	24760	286	100.0	286	100.0	0	0.0	6.2	6.8
	Traverse	24770	259	100.0	259	100.0	0	0.0	7.8	8.5
	Washington	24810	1,030	100.0	1,030	100.0	0	0.0	1.5	1.8
	Watonwan	24820	131	100.0	131	100.0	0	0.0	16.0	17.4
	Wilkin	24830	282	100.0	282	100.0	0	0.0	10.5	11.5
	Wright	24850	743	100.0	743	100.0	0	0.0	2.8	3.1
	Yellow Medicine	24860	199	100.0	199	100.0	0	0.0	5.9	6.4
	Grand Totals			26,659	99.0	26,399	99.0	260	1.0	4.2

MH Providers: Other providers designated as licensed mental health providers/Apex/MNN014 MNN015

May 8, 2024

Created by...

HealthPartners

Other providers designated as licensed mental health providers

706 providers at 684 locations

◆ All providers

Other providers designated as licensed mental health providers

Employee Group

National Proxy Census (Apex Network)

Provider Group

Other providers designated as licensed mental health providers

26,659 eligible locations

● With access (26,399)

● Without access (260)

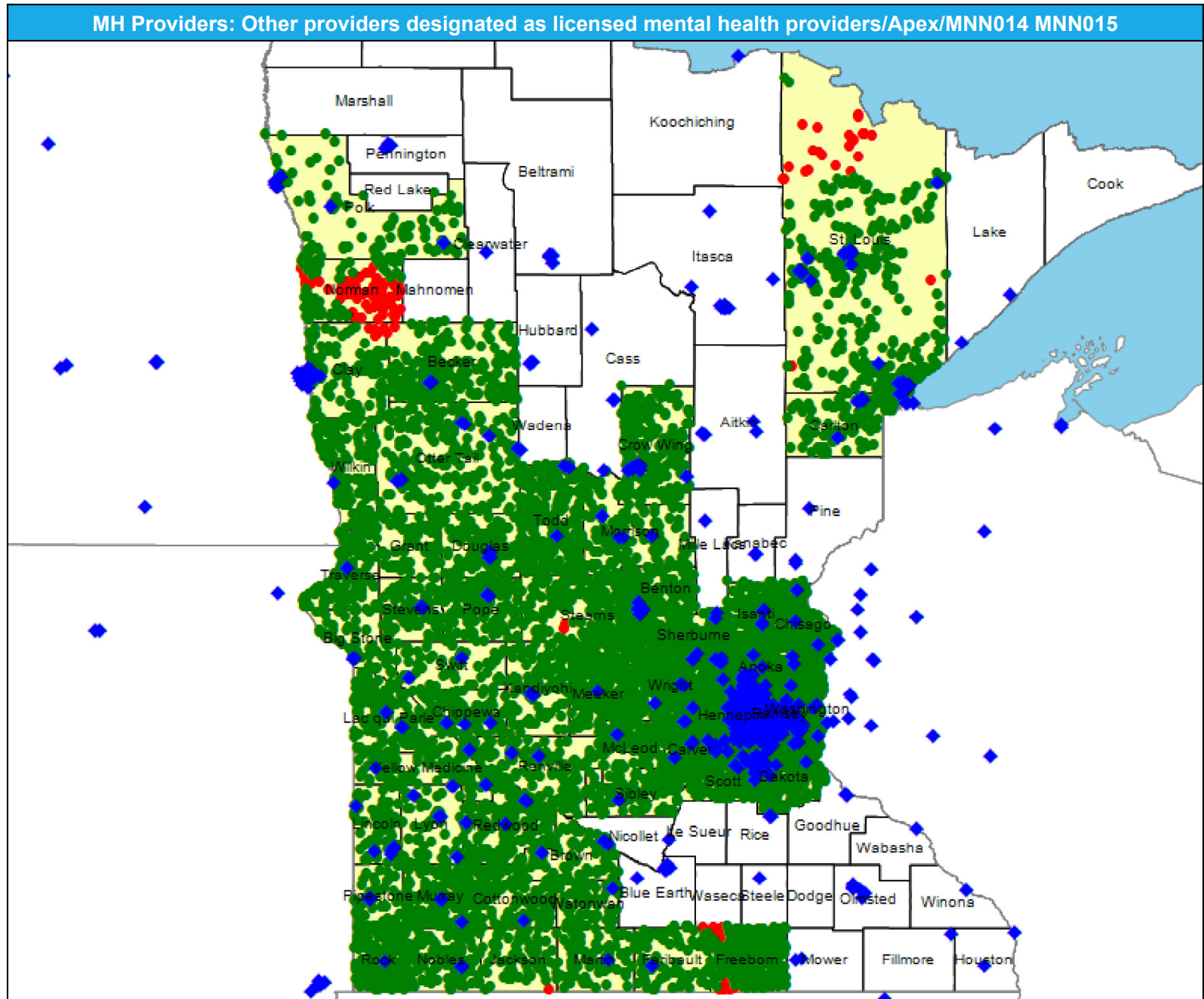
The Access Standard is defined as (National Proxy Census (Apex Network)) eligibles accessing:

1 (Other providers designated as licensed mental health providers) provider in 30 miles or 30 minutes

Service Areas

□ Apex Network

21.57 miles



Access Detail By County SSA

May 8, 2024

Created by...
HealthPartners

Access Analysis

Other providers designated as licensed mental health providers

Eligible / Provider Groups

National Proxy Census (Apex Network)

Other providers designated as licensed mental health providers

¹ The Access Standard is defined as (National Proxy Census (Apex Network)) eligibles accessing:

¹ (Other providers designated as licensed mental health providers) provider in 30 miles or 30 minutes

Mental Health Providers: Other providers designated as licensed mental health providers/Apex Network/MNN014 MNN015									
State Name	County	County SSA	Eligible	With Access ¹		Without Access ¹		Average Distance	Average Time
			#	#	%	#	%	1	1
Minnesota	Anoka	24010	1,740	1,740	100.0	0	0.0	2.9	3.5
	Becker	24020	364	362	99.5	2	0.5	10.6	11.6
	Benton	24040	243	243	100.0	0	0.0	7.9	8.7
	Big Stone	24050	101	101	100.0	0	0.0	10.2	11.0
	Brown	24070	135	135	100.0	0	0.0	6.1	6.7
	Carlton	24080	180	180	100.0	0	0.0	6.2	6.7
	Carver	24090	795	795	100.0	0	0.0	2.6	2.9
	Chippewa	24110	266	266	100.0	0	0.0	4.1	4.4
	Chisago	24120	271	271	100.0	0	0.0	4.2	4.6
	Clay	24130	324	319	98.5	5	1.5	7.9	8.7
	Cottonwood	24160	255	255	100.0	0	0.0	10.0	10.9
	Crow Wing	24170	348	348	100.0	0	0.0	9.4	10.3
	Dakota	24180	1,818	1,818	100.0	0	0.0	2.3	2.8
	Douglas	24200	191	191	100.0	0	0.0	7.4	8.0
	Faribault	24210	151	148	98.0	3	2.0	13.8	15.0
	Freeborn	24230	668	625	93.6	43	6.4	21.7	23.7
	Grant	24250	127	127	100.0	0	0.0	20.8	22.7
	Hennepin	24260	5,098	5,098	100.0	0	0.0	1.6	2.3
	Isanti	24290	226	226	100.0	0	0.0	5.4	5.9
	Jackson	24310	107	106	99.1	1	0.9	17.7	19.2
	Kandiyohi	24330	231	231	100.0	0	0.0	7.9	8.5
	Lac qui Parle	24360	265	265	100.0	0	0.0	5.6	6.0
	Lincoln	24400	118	118	100.0	0	0.0	5.6	6.1
	Lyon	24410	136	136	100.0	0	0.0	3.7	4.0
	Martin	24450	200	200	100.0	0	0.0	8.6	9.3
	McLeod	24420	199	199	100.0	0	0.0	7.6	8.3
	Meeker	24460	512	512	100.0	0	0.0	8.8	9.6
	Morrison	24480	187	187	100.0	0	0.0	7.0	7.6
	Murray	24500	321	321	100.0	0	0.0	6.8	7.4
	Nobles	24520	268	268	100.0	0	0.0	7.8	8.4
	Norman	24530	286	106	37.1	180	62.9	31.5	34.3
	Otter Tail	24550	302	302	100.0	0	0.0	10.4	11.3
	Pipestone	24580	106	106	100.0	0	0.0	6.3	6.8
	Polk	24590	156	156	100.0	0	0.0	9.4	10.2
	Pope	24600	232	232	100.0	0	0.0	7.8	8.5
	Ramsey	24610	2,586	2,586	100.0	0	0.0	1.1	1.7
	Redwood	24630	335	335	100.0	0	0.0	6.3	6.9
	Renville	24640	157	157	100.0	0	0.0	8.9	9.7
	Rock	24660	440	440	100.0	0	0.0	6.6	7.2
	Scott	24690	601	601	100.0	0	0.0	5.0	5.5

Access Detail By County SSA

May 8, 2024

Created by...
HealthPartners

Access Analysis

Other providers designated as licensed mental health providers

Eligible / Provider Groups

National Proxy Census (Apex Network)

Other providers designated as licensed mental health providers

¹ The Access Standard is defined as (National Proxy Census (Apex Network)) eligibles accessing:

1 (Other providers designated as licensed mental health providers) provider in 30 miles or 30 minutes

Mental Health Providers: Other providers designated as licensed mental health providers/Apex Network/MNN014 MNN015									
State Name	County	County SSA	Eligible	With Access ¹		Without Access ¹		Average Distance	Average Time
			#	#	%	#	%	1	1
Minnesota	Sherburne	24700	498	498	100.0	0	0.0	5.1	5.5
	Sibley	24710	167	167	100.0	0	0.0	11.2	12.2
	St. Louis	24680	919	896	97.5	23	2.5	7.0	7.8
	Stearns	24720	798	795	99.6	3	0.4	11.4	12.5
	Stevens	24740	199	199	100.0	0	0.0	6.6	7.1
	Swift	24750	102	102	100.0	0	0.0	6.1	6.6
	Todd	24760	286	286	100.0	0	0.0	9.7	10.5
	Traverse	24770	259	259	100.0	0	0.0	7.8	8.5
	Washington	24810	1,030	1,030	100.0	0	0.0	2.2	2.6
	Watonwan	24820	131	131	100.0	0	0.0	13.1	14.2
	Wilkin	24830	282	282	100.0	0	0.0	11.6	12.7
	Wright	24850	743	743	100.0	0	0.0	5.9	6.4
	Yellow Medicine	24860	199	199	100.0	0	0.0	6.0	6.5
Grand Totals			26,659	26,399	99.0	260	1.0	5.6	6.3

Pediatric Services Providers (Primary Care)/Apex Network/MNN014 MNN015

May 15, 2024

Created by...
HealthPartners

Pediatric Services

1,626 providers at 787 locations

◆ All providers

Pediatric Services Providers

Employee Group

National Proxy Census (Apex Network)

Provider Group

Pediatric Services

26,659 eligible locations

● With access (26,617)

● Without access (42)

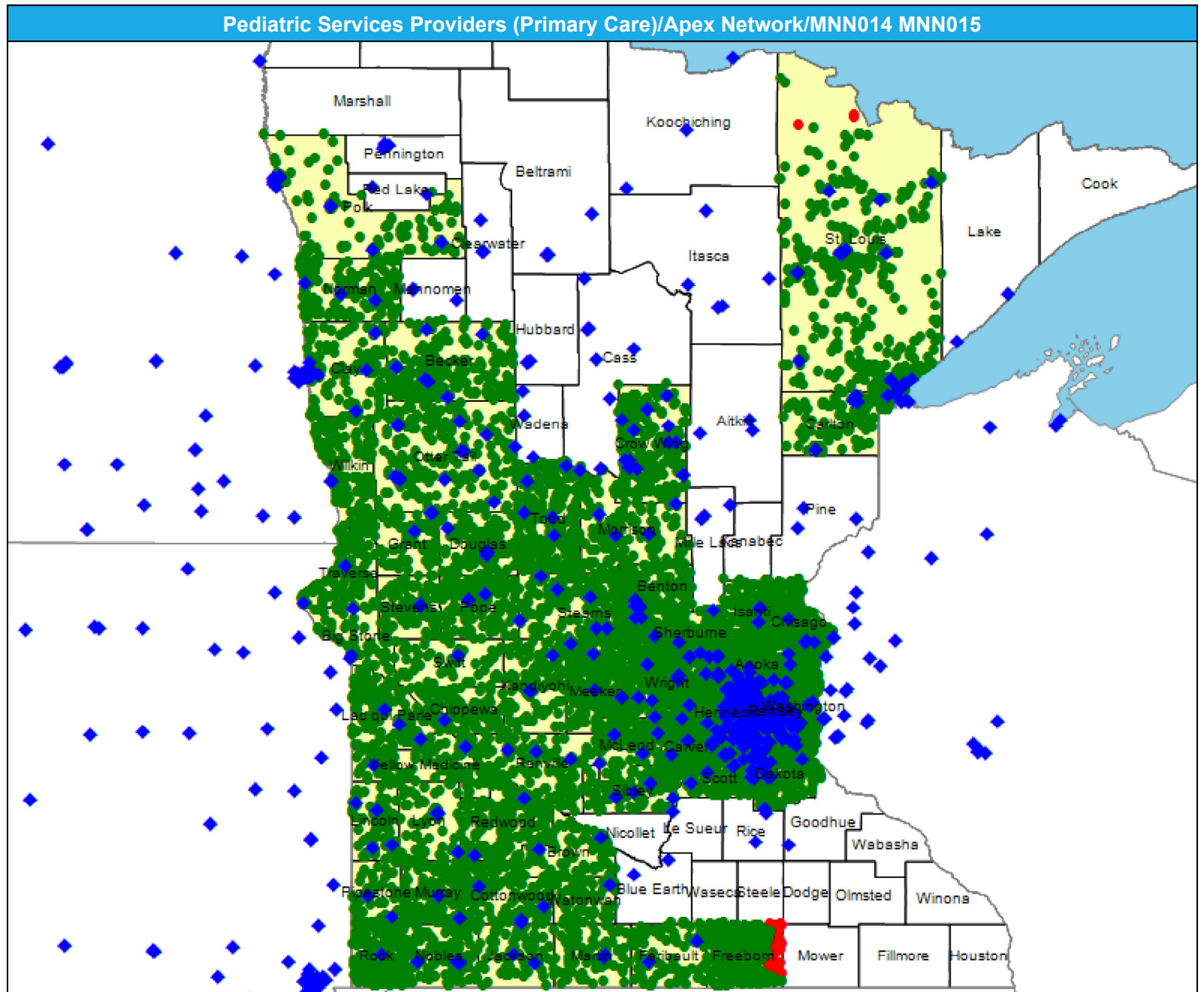
The Access Standard is defined as (National Proxy Census (Apex Network)) eligibles accessing:

1 (Pediatric Services) provider in 30 miles or 30 minutes

Service Areas

□ Apex Network

21.57 miles



Access Detail By County SSA

May 15, 2024

Created by...
HealthPartners

Access Analysis
Pediatric Services Providers

Eligible / Provider Groups
National Proxy Census (Apex Network)
Pediatric Services

¹ The Access Standard is defined as (National Proxy Census (Apex Network)) eligibles accessing:

¹ (Pediatric Services) provider in 30 miles or 30 minutes

Pediatric Services Providers (Primary Care)/Apex Network/MNN014 MNN015									
State Name	County	County SSA	Eligible	With Access ¹		Without Access ¹		Average Distance	Average Time
			#	#	%	#	%	1	1
Minnesota	Anoka	24010	1,740	1,740	100.0	0	0.0	3.1	3.8
	Becker	24020	364	364	100.0	0	0.0	6.2	6.7
	Benton	24040	243	243	100.0	0	0.0	7.9	8.7
	Big Stone	24050	101	101	100.0	0	0.0	6.2	6.7
	Brown	24070	135	135	100.0	0	0.0	6.5	7.1
	Carlton	24080	180	180	100.0	0	0.0	5.8	6.3
	Carver	24090	795	795	100.0	0	0.0	2.6	2.9
	Chippewa	24110	266	266	100.0	0	0.0	6.6	7.2
	Chisago	24120	271	271	100.0	0	0.0	5.4	5.9
	Clay	24130	324	324	100.0	0	0.0	3.4	3.7
	Cottonwood	24160	255	255	100.0	0	0.0	4.6	4.9
	Crow Wing	24170	348	348	100.0	0	0.0	4.4	4.7
	Dakota	24180	1,818	1,818	100.0	0	0.0	2.1	2.5
	Douglas	24200	191	191	100.0	0	0.0	5.7	6.2
	Faribault	24210	151	151	100.0	0	0.0	7.7	8.3
	Freeborn	24230	668	629	94.2	39	5.8	22.4	24.5
	Grant	24250	127	127	100.0	0	0.0	9.1	9.9
	Hennepin	24260	5,098	5,098	100.0	0	0.0	1.3	2.0
	Isanti	24290	226	226	100.0	0	0.0	5.5	6.0
	Jackson	24310	107	107	100.0	0	0.0	6.1	6.6
	Kandiyohi	24330	231	231	100.0	0	0.0	5.6	6.1
	Lac qui Parle	24360	265	265	100.0	0	0.0	4.9	5.3
	Lincoln	24400	118	118	100.0	0	0.0	3.8	4.1
	Lyon	24410	136	136	100.0	0	0.0	5.7	6.2
	Martin	24450	200	200	100.0	0	0.0	7.5	8.2
	McLeod	24420	199	199	100.0	0	0.0	3.3	3.5
	Meeker	24460	512	512	100.0	0	0.0	5.2	5.6
	Morrison	24480	187	187	100.0	0	0.0	6.3	6.8
	Murray	24500	321	321	100.0	0	0.0	6.1	6.6
	Nobles	24520	268	268	100.0	0	0.0	5.0	5.4
	Norman	24530	286	286	100.0	0	0.0	5.7	6.2
	Otter Tail	24550	302	302	100.0	0	0.0	5.3	5.7
	Pipestone	24580	106	106	100.0	0	0.0	4.2	4.5
	Polk	24590	156	156	100.0	0	0.0	6.8	7.4
	Pope	24600	232	232	100.0	0	0.0	5.7	6.1
	Ramsey	24610	2,586	2,586	100.0	0	0.0	1.1	1.8
	Redwood	24630	335	335	100.0	0	0.0	8.3	9.1
	Renville	24640	157	157	100.0	0	0.0	6.5	7.1
	Rock	24660	440	440	100.0	0	0.0	6.1	6.6
	Scott	24690	601	601	100.0	0	0.0	3.0	3.3

Access Detail By County SSA

May 15, 2024

Created by...
HealthPartners

Access Analysis
Pediatric Services Providers

Eligible / Provider Groups
National Proxy Census (Apex Network)
Pediatric Services

¹ The Access Standard is defined as (National Proxy Census (Apex Network)) eligibles accessing:
1 (Pediatric Services) provider in 30 miles or 30 minutes

Pediatric Services Providers (Primary Care)/Apex Network/MNN014 MNN015									
State Name	County	County SSA	Eligible	With Access ¹		Without Access ¹		Average Distance	Average Time
			#	#	%	#	%	1	1
Minnesota	Sherburne	24700	498	498	100.0	0	0.0	4.2	4.6
	Sibley	24710	167	167	100.0	0	0.0	4.5	4.8
	St. Louis	24680	919	916	99.7	3	0.3	5.4	5.9
	Stearns	24720	798	798	100.0	0	0.0	3.8	4.2
	Stevens	24740	199	199	100.0	0	0.0	6.6	7.1
	Swift	24750	102	102	100.0	0	0.0	11.0	12.0
	Todd	24760	286	286	100.0	0	0.0	6.4	7.0
	Traverse	24770	259	259	100.0	0	0.0	5.4	5.9
	Washington	24810	1,030	1,030	100.0	0	0.0	2.4	2.8
	Watonwan	24820	131	131	100.0	0	0.0	10.9	11.9
	Wilkin	24830	282	282	100.0	0	0.0	9.8	10.7
	Wright	24850	743	743	100.0	0	0.0	3.2	3.5
	Yellow Medicine	24860	199	199	100.0	0	0.0	7.0	7.6
	Grand Totals			26,659	26,617	99.8	42	0.2	4.1

Allergy, Immunology and Rheumatology/Apex Network/MNN014 MNN015

May 8, 2024

Created by...

HealthPartners

Allergy, Immunology and Rheumatology

171 providers at 158 locations

◆ All providers

Allergy, Immunology and Rheumatology

Employee Group

National Proxy Census (Apex Network)

Provider Group

Allergy, Immunology and Rheumatology

26,659 eligible locations

● With access (26,494)

● Without access (165)

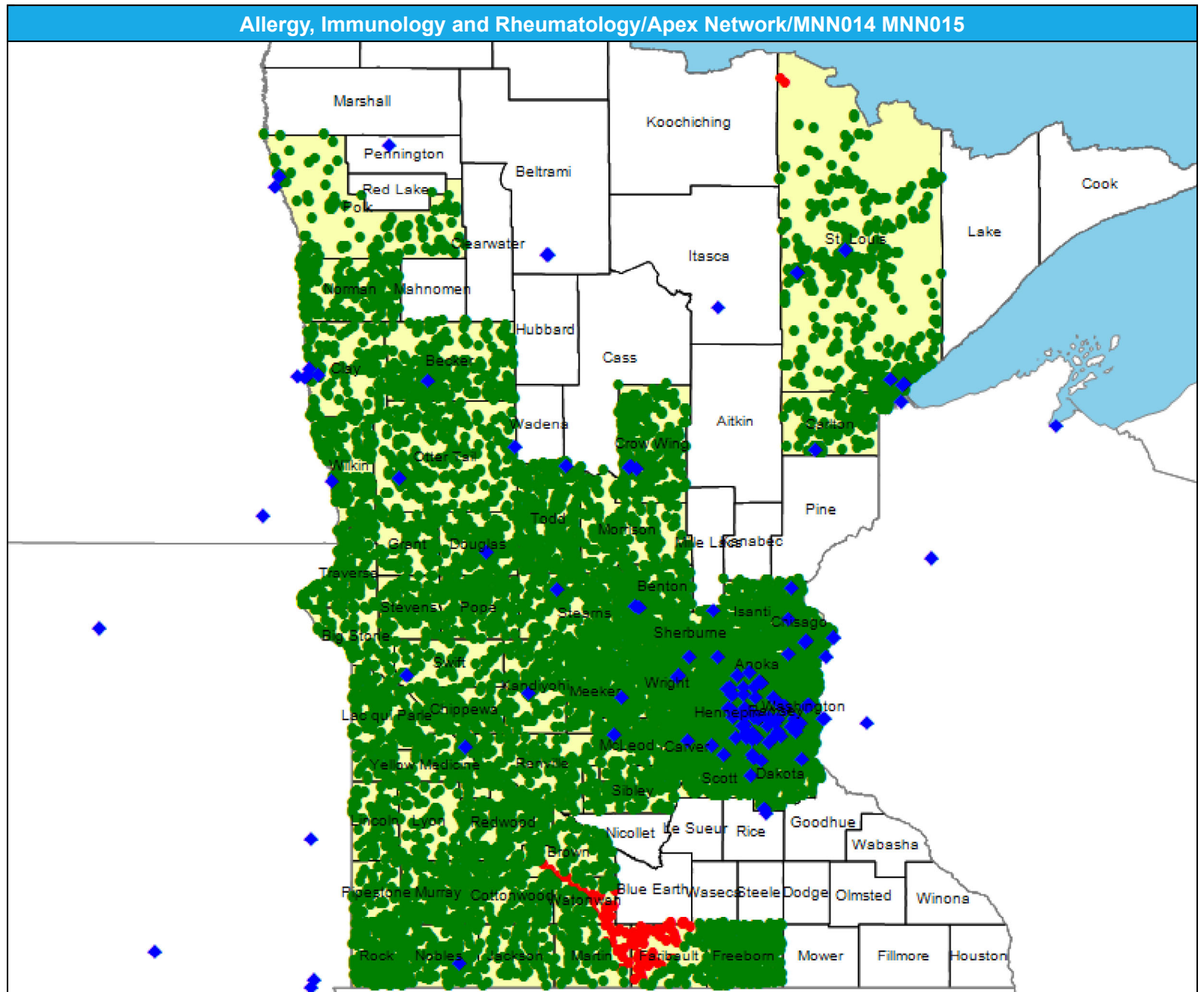
The Access Standard is defined as (National Proxy Census (Apex Network)) eligibles accessing:

1 (Allergy, Immunology and Rheumatology) provider in 60 miles or 60 minutes

Service Areas

□ Apex Network

21.57 miles



Access Detail By County SSA

May 8, 2024

Created by...
HealthPartners

Access Analysis

Allergy, Immunology and Rheumatology

Eligible / Provider Groups

National Proxy Census (Apex Network)

Allergy, Immunology and Rheumatology

¹ The Access Standard is defined as (National Proxy Census (Apex Network)) eligibles accessing:

1 (Allergy, Immunology and Rheumatology) provider in 60 miles or 60 minutes

Allergy, Immunology and Rheumatology/Apex Network/MNN014 MNN015										
State Name	County	County SSA	Eligible		With Access ¹		Without Access ¹		Average Distance	Average Time
			#	%	#	%	#	%	1	1
Minnesota	Anoka	24010	1,740	100.0	1,740	100.0	0	0.0	4.2	5.1
	Becker	24020	364	100.0	364	100.0	0	0.0	13.5	14.7
	Benton	24040	243	100.0	243	100.0	0	0.0	8.9	10.4
	Big Stone	24050	101	100.0	101	100.0	0	0.0	30.6	33.4
	Brown	24070	135	98.5	133	98.5	2	1.5	47.3	51.6
	Carlton	24080	180	100.0	180	100.0	0	0.0	15.5	16.9
	Carver	24090	795	100.0	795	100.0	0	0.0	5.6	6.2
	Chippewa	24110	266	100.0	266	100.0	0	0.0	15.6	16.9
	Chisago	24120	271	100.0	271	100.0	0	0.0	4.2	4.5
	Clay	24130	324	100.0	324	100.0	0	0.0	8.6	9.5
	Cottonwood	24160	255	100.0	255	100.0	0	0.0	40.5	44.1
	Crow Wing	24170	348	100.0	348	100.0	0	0.0	14.4	15.7
	Dakota	24180	1,818	100.0	1,818	100.0	0	0.0	3.4	4.3
	Douglas	24200	191	100.0	191	100.0	0	0.0	8.2	8.9
	Faribault	24210	151	45.0	68	45.0	83	55.0	61.3	66.8
	Freeborn	24230	668	100.0	668	100.0	0	0.0	39.1	42.8
	Grant	24250	127	100.0	127	100.0	0	0.0	24.6	26.7
	Hennepin	24260	5,098	100.0	5,098	100.0	0	0.0	2.9	4.4
	Isanti	24290	226	100.0	226	100.0	0	0.0	12.8	14.0
	Jackson	24310	107	100.0	107	100.0	0	0.0	27.7	30.2
	Kandiyohi	24330	231	100.0	231	100.0	0	0.0	9.0	9.8
	Lac qui Parle	24360	265	100.0	265	100.0	0	0.0	21.0	22.9
	Lincoln	24400	118	100.0	118	100.0	0	0.0	30.3	33.1
	Lyon	24410	136	100.0	136	100.0	0	0.0	35.0	38.1
	Martin	24450	200	86.0	172	86.0	28	14.0	55.0	60.0
	McLeod	24420	199	100.0	199	100.0	0	0.0	10.2	11.1
	Meeker	24460	512	100.0	512	100.0	0	0.0	13.1	14.2
	Morrison	24480	187	100.0	187	100.0	0	0.0	24.5	27.2
	Murray	24500	321	100.0	321	100.0	0	0.0	29.9	32.6
	Nobles	24520	268	100.0	268	100.0	0	0.0	9.9	10.7
	Norman	24530	286	100.0	286	100.0	0	0.0	35.8	39.0
	Otter Tail	24550	302	100.0	302	100.0	0	0.0	14.8	16.1
	Pipestone	24580	106	100.0	106	100.0	0	0.0	39.2	43.0
	Polk	24590	156	100.0	156	100.0	0	0.0	25.6	27.9
	Pope	24600	232	100.0	232	100.0	0	0.0	20.9	22.8
	Ramsey	24610	2,586	100.0	2,586	100.0	0	0.0	2.3	3.7
	Redwood	24630	335	100.0	335	100.0	0	0.0	38.3	41.8
	Renville	24640	157	100.0	157	100.0	0	0.0	25.5	27.8
	Rock	24660	440	100.0	440	100.0	0	0.0	29.2	32.8
	Scott	24690	601	100.0	601	100.0	0	0.0	6.9	7.6

Access Detail By County SSA

May 8, 2024

Created by...
HealthPartners

Access Analysis

Allergy, Immunology and Rheumatology

Eligible / Provider Groups

National Proxy Census (Apex Network)

Allergy, Immunology and Rheumatology

¹ The Access Standard is defined as (National Proxy Census (Apex Network)) eligibles accessing:

1 (Allergy, Immunology and Rheumatology) provider in 60 miles or 60 minutes

Allergy, Immunology and Rheumatology/Apex Network/MNN014 MNN015									
State Name	County	County SSA	Eligible	With Access ¹		Without Access ¹		Average Distance	Average Time
			#	#	%	#	%	1	1
Minnesota	Sherburne	24700	498	498	100.0	0	0.0	6.6	7.2
	Sibley	24710	167	167	100.0	0	0.0	25.1	27.4
	St. Louis	24680	919	917	99.8	2	0.2	11.7	13.1
	Stearns	24720	798	798	100.0	0	0.0	10.0	11.5
	Stevens	24740	199	199	100.0	0	0.0	28.6	31.2
	Swift	24750	102	102	100.0	0	0.0	17.2	18.7
	Todd	24760	286	286	100.0	0	0.0	16.1	17.6
	Traverse	24770	259	259	100.0	0	0.0	35.2	38.4
	Washington	24810	1,030	1,030	100.0	0	0.0	3.9	4.6
	Watonwan	24820	131	81	61.8	50	38.2	58.5	63.8
	Wilkin	24830	282	282	100.0	0	0.0	12.2	13.3
	Wright	24850	743	743	100.0	0	0.0	8.2	8.9
	Yellow Medicine	24860	199	199	100.0	0	0.0	19.4	21.2
	Grand Totals			26,659	26,494	99.4	165	0.6	11.8

Anesthesiology Physicians and Certified Registered Nurse Anesthetists/Apex/MNN014 MNN015

May 8, 2024

Created by...

HealthPartners

Anesthesiology Physicians and Certified Registered Nurse Anesthetists

3,081 providers at 251 locations

◆ All providers

Anesthesiology Physicians and Certified Registered Nurse Anesthetists

Employee Group

National Proxy Census (Apex Network)

Provider Group

Anesthesiology Physicians and Certified Registered Nurse Anesthetists

26,659 eligible locations

● With access (26,659)

● Without access (0)

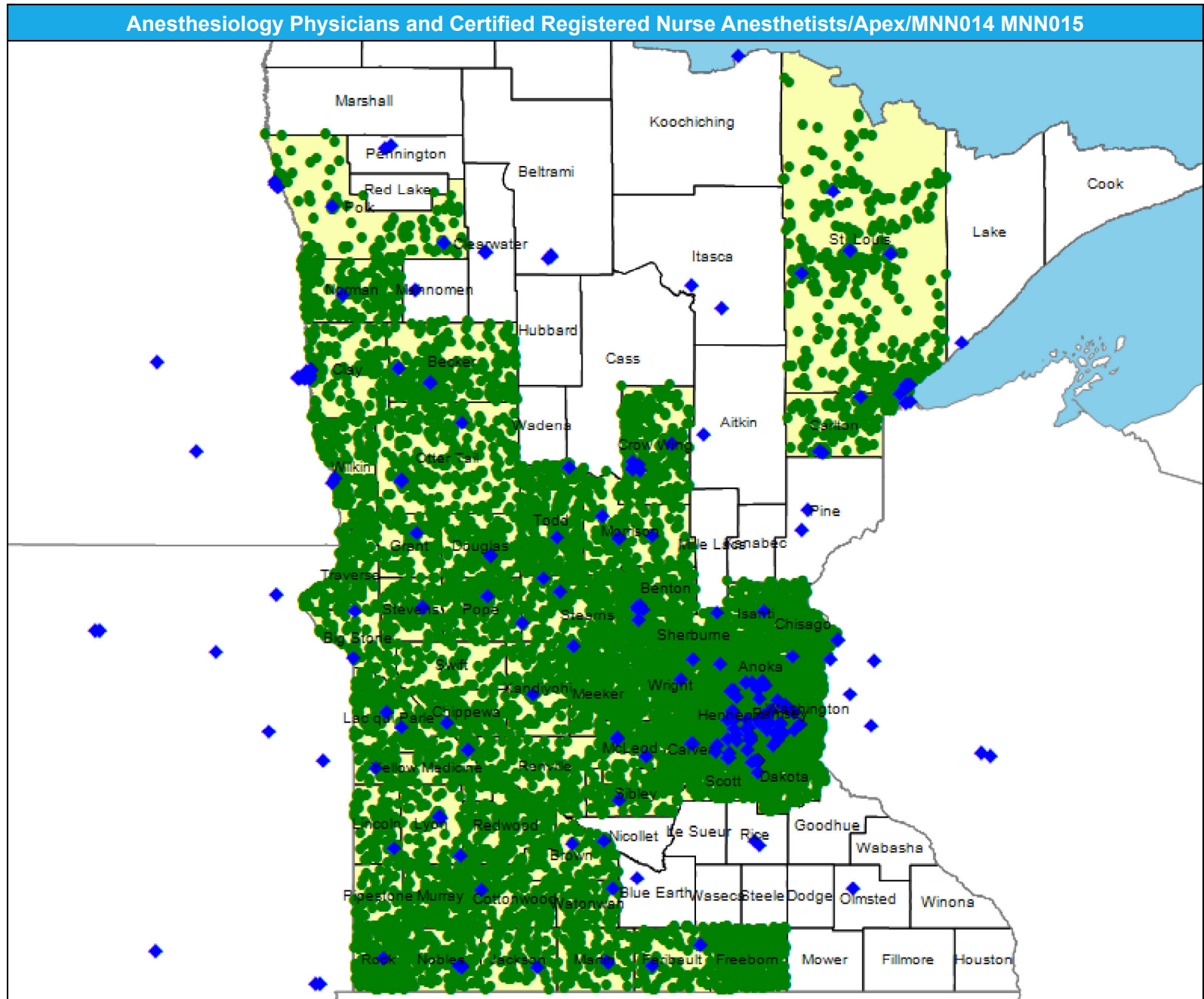
The Access Standard is defined as (National Proxy Census (Apex Network)) eligibles accessing:

1 (Anesthesiology Physicians and Certified Registered Nurse Anesthetists) provider in 60 miles or 60 minutes

Service Areas

□ Apex Network

21.57 miles



Access Detail By County SSA

May 8, 2024

Created by...
HealthPartners

Access Analysis

Anesthesiology Physicians and Certified Registered Nurse Anesthetists

Eligible / Provider Groups

National Proxy Census (Apex Network)

Anesthesiology Physicians and Certified Registered Nurse Anesthetists

¹ The Access Standard is defined as (National Proxy Census (Apex Network)) eligibles accessing:

1 (Anesthesiology Physicians and Certified Registered Nurse Anesthetists) provider in 60 miles or 60 minutes

Anesthesiology Physicians and Certified Registered Nurse Anesthetists/Apex/MNN014 MNN015									
State Name	County	County SSA	Eligible	With Access ¹		Without Access ¹		Average Distance	Average Time
			#	#	%	#	%	1	1
Minnesota	Anoka	24010	1,740	1,740	100.0	0	0.0	4.5	5.7
	Becker	24020	364	364	100.0	0	0.0	12.1	13.1
	Benton	24040	243	243	100.0	0	0.0	8.4	9.3
	Big Stone	24050	101	101	100.0	0	0.0	6.8	7.4
	Brown	24070	135	135	100.0	0	0.0	6.3	6.9
	Carlton	24080	180	180	100.0	0	0.0	6.9	7.4
	Carver	24090	795	795	100.0	0	0.0	4.8	5.3
	Chippewa	24110	266	266	100.0	0	0.0	6.8	7.4
	Chisago	24120	271	271	100.0	0	0.0	10.5	11.4
	Clay	24130	324	324	100.0	0	0.0	7.7	8.7
	Cottonwood	24160	255	255	100.0	0	0.0	17.1	18.6
	Crow Wing	24170	348	348	100.0	0	0.0	9.6	10.5
	Dakota	24180	1,818	1,818	100.0	0	0.0	5.6	6.7
	Douglas	24200	191	191	100.0	0	0.0	7.7	8.3
	Faribault	24210	151	151	100.0	0	0.0	7.7	8.3
	Freeborn	24230	668	668	100.0	0	0.0	22.5	24.6
	Grant	24250	127	127	100.0	0	0.0	11.2	12.2
	Hennepin	24260	5,098	5,098	100.0	0	0.0	2.9	4.4
	Isanti	24290	226	226	100.0	0	0.0	7.5	8.1
	Jackson	24310	107	107	100.0	0	0.0	10.1	11.0
	Kandiyohi	24330	231	231	100.0	0	0.0	7.4	8.0
	Lac qui Parle	24360	265	265	100.0	0	0.0	5.8	6.3
	Lincoln	24400	118	118	100.0	0	0.0	11.9	12.9
	Lyon	24410	136	136	100.0	0	0.0	5.8	6.2
	Martin	24450	200	200	100.0	0	0.0	8.0	8.7
	McLeod	24420	199	199	100.0	0	0.0	5.8	6.3
	Meeker	24460	512	512	100.0	0	0.0	18.1	19.7
	Morrison	24480	187	187	100.0	0	0.0	7.4	8.1
	Murray	24500	321	321	100.0	0	0.0	17.4	18.9
	Nobles	24520	268	268	100.0	0	0.0	8.2	8.9
	Norman	24530	286	286	100.0	0	0.0	12.2	13.2
	Otter Tail	24550	302	302	100.0	0	0.0	12.7	13.9
	Pipestone	24580	106	106	100.0	0	0.0	21.4	23.3
	Polk	24590	156	156	100.0	0	0.0	9.8	10.6
	Pope	24600	232	232	100.0	0	0.0	7.6	8.2
	Ramsey	24610	2,586	2,586	100.0	0	0.0	2.2	3.6
	Redwood	24630	335	335	100.0	0	0.0	22.9	25.0
	Renville	24640	157	157	100.0	0	0.0	21.3	23.2
	Rock	24660	440	440	100.0	0	0.0	7.1	7.7
	Scott	24690	601	601	100.0	0	0.0	6.5	7.3

Access Detail By County SSA

May 8, 2024

Created by...
HealthPartners

Access Analysis
Anesthesiology Physicians and
Certified Registered Nurse
Anesthetists

Eligible / Provider Groups
National Proxy Census (Apex
Network)
Anesthesiology Physicians
and Certified Registered
Nurse Anesthetists

¹ The Access Standard is defined
as (National Proxy Census
(Apex Network)) eligibles
accessing:

1 (Anesthesiology Physicians
and Certified Registered Nurse
Anesthetists) provider in 60
miles or 60 minutes

Anesthesiology Physicians and Certified Registered Nurse Anesthetists/Apex/MNN014 MNN015									
State Name	County	County SSA	Eligible	With Access ¹		Without Access ¹		Average Distance	Average Time
			#	#	%	#	%	1	1
Minnesota	Sherburne	24700	498	498	100.0	0	0.0	6.8	7.4
	Sibley	24710	167	167	100.0	0	0.0	12.0	13.1
	St. Louis	24680	919	919	100.0	0	0.0	8.6	9.6
	Stearns	24720	798	798	100.0	0	0.0	6.3	6.9
	Stevens	24740	199	199	100.0	0	0.0	6.6	7.1
	Swift	24750	102	102	100.0	0	0.0	22.6	24.6
	Todd	24760	286	286	100.0	0	0.0	9.6	10.4
	Traverse	24770	259	259	100.0	0	0.0	17.4	19.0
	Washington	24810	1,030	1,030	100.0	0	0.0	6.5	7.9
	Watonwan	24820	131	131	100.0	0	0.0	13.8	15.0
	Wilkin	24830	282	282	100.0	0	0.0	11.5	12.6
	Wright	24850	743	743	100.0	0	0.0	8.7	9.5
	Yellow Medicine	24860	199	199	100.0	0	0.0	8.0	8.7
	Grand Totals			26,659	26,659	100.0	0	0.0	7.3

Cardiac Surgery/Apex Network/MNN014 MNN015

May 8, 2024

Created by...
HealthPartners

Cardiac Surgery

109 providers at 79 locations

◆ All providers

Cardiac Surgery

Employee Group

National Proxy Census (Apex Network)

Provider Group

Cardiac Surgery

26,659 eligible locations

● With access (22,576)

● Without access (4,083)

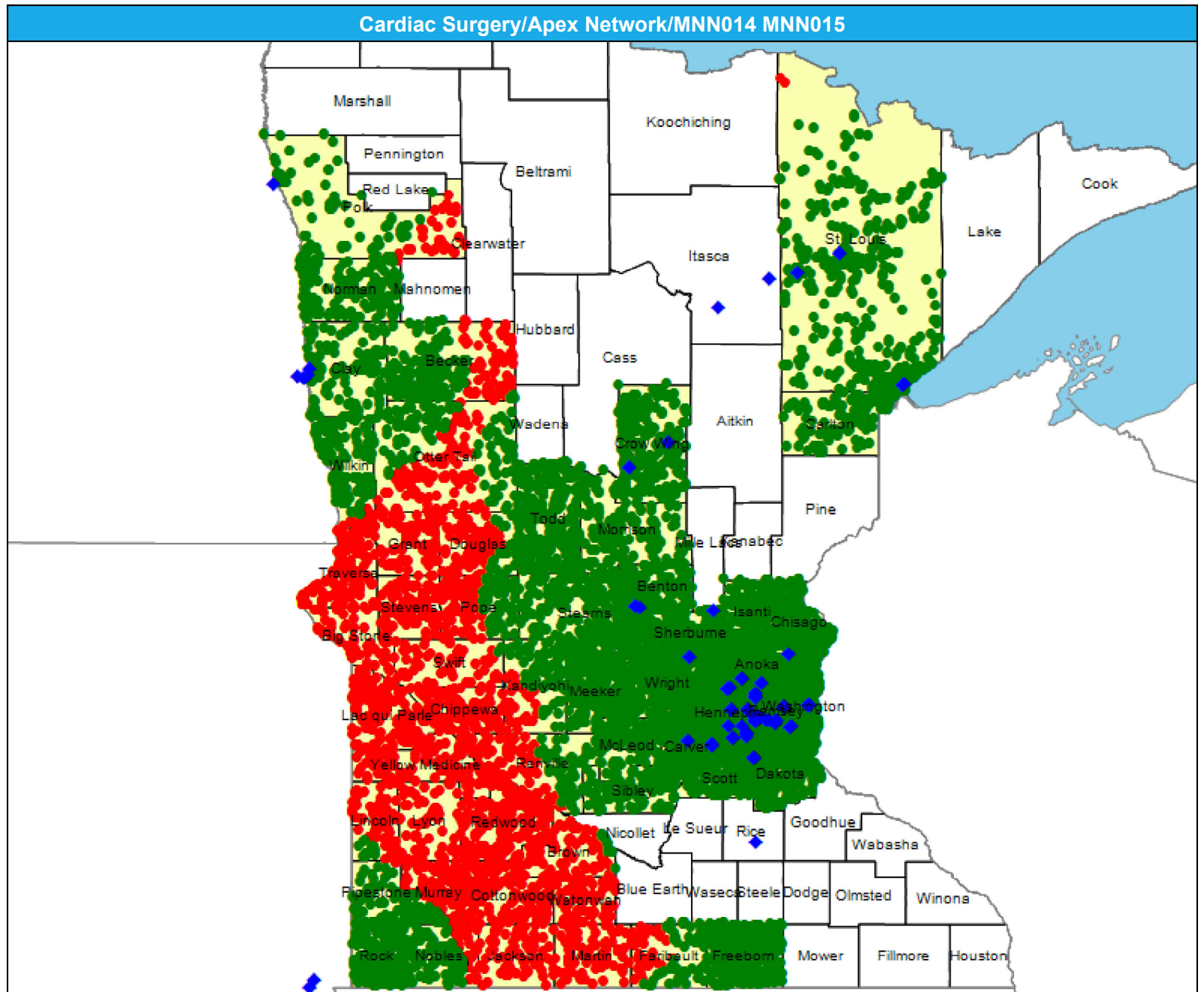
The Access Standard is defined as (National Proxy Census (Apex Network)) eligibles accessing:

1 (Cardiac Surgery) provider in 60 miles or 60 minutes

Service Areas

□ Apex Network

21.57 miles



Access Detail By County SSA

May 8, 2024

Created by...
HealthPartners

Access Analysis

Cardiac Surgery

Eligible / Provider Groups

National Proxy Census (Apex Network)

Cardiac Surgery

¹ The Access Standard is defined as (National Proxy Census (Apex Network)) eligibles accessing:

¹ (Cardiac Surgery) provider in 60 miles or 60 minutes

Cardiac Surgery/Apex Network/MNN014 MNN015									
State Name	County	County SSA	Eligible	With Access ¹		Without Access ¹		Average Distance	Average Time
			#	#	%	#	%	1	1
Minnesota	Anoka	24010	1,740	1,740	100.0	0	0.0	5.4	6.9
	Becker	24020	364	283	77.7	81	22.3	50.9	55.6
	Benton	24040	243	243	100.0	0	0.0	8.9	10.4
	Big Stone	24050	101	0	0.0	101	100.0	101.2	115.3
	Brown	24070	135	26	19.3	109	80.7	67.4	73.4
	Carlton	24080	180	180	100.0	0	0.0	29.5	40.1
	Carver	24090	795	795	100.0	0	0.0	5.4	5.9
	Chippewa	24110	266	0	0.0	266	100.0	87.5	100.6
	Chisago	24120	271	271	100.0	0	0.0	14.9	16.2
	Clay	24130	324	324	100.0	0	0.0	10.0	11.5
	Cottonwood	24160	255	0	0.0	255	100.0	86.4	100.4
	Crow Wing	24170	348	348	100.0	0	0.0	11.1	12.1
	Dakota	24180	1,818	1,818	100.0	0	0.0	7.8	10.0
	Douglas	24200	191	28	14.7	163	85.3	64.5	74.4
	Faribault	24210	151	81	53.6	70	46.4	58.6	63.9
	Freeborn	24230	668	668	100.0	0	0.0	37.3	40.8
	Grant	24250	127	0	0.0	127	100.0	79.0	88.0
	Hennepin	24260	5,098	5,098	100.0	0	0.0	3.4	5.2
	Isanti	24290	226	226	100.0	0	0.0	17.5	19.1
	Jackson	24310	107	0	0.0	107	100.0	84.0	99.1
	Kandiyohi	24330	231	106	45.9	125	54.1	57.7	66.7
	Lac qui Parle	24360	265	0	0.0	265	100.0	104.6	124.7
	Lincoln	24400	118	16	13.6	102	86.4	68.3	81.9
	Lyon	24410	136	0	0.0	136	100.0	84.7	100.9
	Martin	24450	200	0	0.0	200	100.0	78.9	86.0
	McLeod	24420	199	199	100.0	0	0.0	25.4	27.7
	Meeker	24460	512	512	100.0	0	0.0	37.8	42.3
	Morrison	24480	187	187	100.0	0	0.0	26.4	29.5
	Murray	24500	321	51	15.9	270	84.1	66.4	79.7
	Nobles	24520	268	222	82.8	46	17.2	54.8	65.7
	Norman	24530	286	285	99.7	1	0.3	38.0	41.4
	Otter Tail	24550	302	135	44.7	167	55.3	59.1	65.3
	Pipestone	24580	106	101	95.3	5	4.7	47.4	56.8
	Polk	24590	156	120	76.9	36	23.1	36.1	39.3
	Pope	24600	232	123	53.0	109	47.0	61.4	73.7
	Ramsey	24610	2,586	2,586	100.0	0	0.0	2.9	4.8
	Redwood	24630	335	0	0.0	335	100.0	79.1	87.0
	Renville	24640	157	69	43.9	88	56.1	60.2	65.6
	Rock	24660	440	440	100.0	0	0.0	31.0	37.2
	Scott	24690	601	601	100.0	0	0.0	9.7	11.3

Access Detail By County SSA

May 8, 2024

Created by...
HealthPartners

Access Analysis

Cardiac Surgery

Eligible / Provider Groups

National Proxy Census (Apex Network)

Cardiac Surgery

¹ The Access Standard is defined as (National Proxy Census (Apex Network)) eligibles accessing:

1 (Cardiac Surgery) provider in 60 miles or 60 minutes

Cardiac Surgery/Apex Network/MNN014 MNN015									
State Name	County	County SSA	Eligible	With Access ¹		Without Access ¹		Average Distance	Average Time
			#	#	%	#	%	1	1
Minnesota	Sherburne	24700	498	498	100.0	0	0.0	9.0	9.9
	Sibley	24710	167	167	100.0	0	0.0	33.1	36.1
	St. Louis	24680	919	917	99.8	2	0.2	12.9	15.4
	Stearns	24720	798	798	100.0	0	0.0	15.9	19.0
	Stevens	24740	199	0	0.0	199	100.0	85.6	101.7
	Swift	24750	102	2	2.0	100	98.0	79.3	95.2
	Todd	24760	286	286	100.0	0	0.0	40.7	45.6
	Traverse	24770	259	0	0.0	259	100.0	76.4	86.7
	Washington	24810	1,030	1,030	100.0	0	0.0	5.5	6.6
	Watonwan	24820	131	0	0.0	131	100.0	73.6	80.2
	Wilkin	24830	282	253	89.7	29	10.3	44.4	50.6
	Wright	24850	743	743	100.0	0	0.0	13.4	14.8
	Yellow Medicine	24860	199	0	0.0	199	100.0	90.5	102.5
	Grand Totals			26,659	22,576	84.7	4,083	15.3	23.3

Cardiovascular Disease/Apex Network/MNN014 MNN015

May 8, 2024

Created by...

HealthPartners

Cardiovascular Disease

538 providers at 317 locations

◆ All providers

Cardiovascular Disease

Employee Group

National Proxy Census (Apex Network)

Provider Group

Cardiovascular Disease

26,659 eligible locations

● With access (26,659)

● Without access (0)

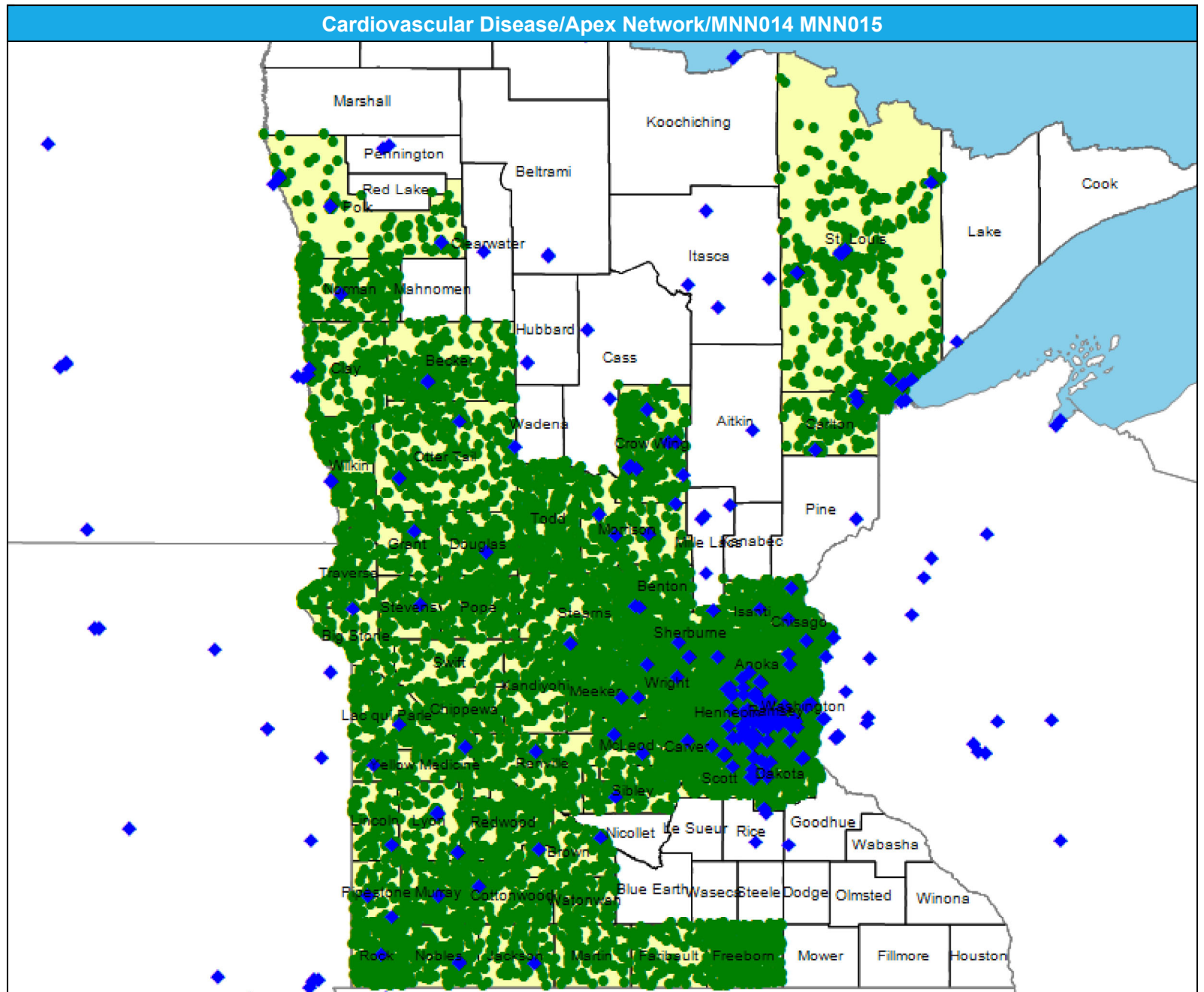
The Access Standard is defined as (National Proxy Census (Apex Network)) eligibles accessing:

1 (Cardiovascular Disease) provider in 60 miles or 60 minutes

Service Areas

□ Apex Network

21.57 miles



Access Detail By County SSA

May 8, 2024

Created by...
HealthPartners

Access Analysis

Cardiovascular Disease

Eligible / Provider Groups

National Proxy Census (Apex Network)

Cardiovascular Disease

¹ The Access Standard is defined as (National Proxy Census (Apex Network)) eligibles accessing:

¹ (Cardiovascular Disease) provider in 60 miles or 60 minutes

Cardiovascular Disease/Apex Network/MNN014 MNN015									
State Name	County	County SSA	Eligible	With Access ¹		Without Access ¹		Average Distance	Average Time
			#	#	%	#	%	1	1
Minnesota	Anoka	24010	1,740	1,740	100.0	0	0.0	4.4	5.3
	Becker	24020	364	364	100.0	0	0.0	10.9	11.8
	Benton	24040	243	243	100.0	0	0.0	7.6	8.7
	Big Stone	24050	101	101	100.0	0	0.0	13.3	14.5
	Brown	24070	135	135	100.0	0	0.0	6.8	7.4
	Carlton	24080	180	180	100.0	0	0.0	6.1	6.7
	Carver	24090	795	795	100.0	0	0.0	5.4	6.0
	Chippewa	24110	266	266	100.0	0	0.0	16.4	17.9
	Chisago	24120	271	271	100.0	0	0.0	4.1	4.5
	Clay	24130	324	324	100.0	0	0.0	9.3	10.6
	Cottonwood	24160	255	255	100.0	0	0.0	16.3	17.7
	Crow Wing	24170	348	348	100.0	0	0.0	6.3	6.8
	Dakota	24180	1,818	1,818	100.0	0	0.0	2.9	3.7
	Douglas	24200	191	191	100.0	0	0.0	7.7	8.4
	Faribault	24210	151	151	100.0	0	0.0	47.4	51.6
	Freeborn	24230	668	668	100.0	0	0.0	37.3	40.7
	Grant	24250	127	127	100.0	0	0.0	11.2	12.2
	Hennepin	24260	5,098	5,098	100.0	0	0.0	2.7	4.0
	Isanti	24290	226	226	100.0	0	0.0	6.8	7.4
	Jackson	24310	107	107	100.0	0	0.0	10.0	10.9
	Kandiyohi	24330	231	231	100.0	0	0.0	21.8	23.7
	Lac qui Parle	24360	265	265	100.0	0	0.0	10.9	11.8
	Lincoln	24400	118	118	100.0	0	0.0	11.9	12.9
	Lyon	24410	136	136	100.0	0	0.0	5.8	6.3
	Martin	24450	200	200	100.0	0	0.0	26.2	28.6
	McLeod	24420	199	199	100.0	0	0.0	5.7	6.2
	Meeker	24460	512	512	100.0	0	0.0	11.3	12.3
	Morrison	24480	187	187	100.0	0	0.0	7.3	8.0
	Murray	24500	321	321	100.0	0	0.0	8.5	9.2
	Nobles	24520	268	268	100.0	0	0.0	7.8	8.5
	Norman	24530	286	286	100.0	0	0.0	13.1	14.2
	Otter Tail	24550	302	302	100.0	0	0.0	11.2	12.2
	Pipestone	24580	106	106	100.0	0	0.0	4.2	4.5
	Polk	24590	156	156	100.0	0	0.0	9.3	10.2
	Pope	24600	232	232	100.0	0	0.0	18.1	19.7
	Ramsey	24610	2,586	2,586	100.0	0	0.0	1.6	2.5
	Redwood	24630	335	335	100.0	0	0.0	17.3	18.8
	Renville	24640	157	157	100.0	0	0.0	11.5	12.5
	Rock	24660	440	440	100.0	0	0.0	6.3	6.8
	Scott	24690	601	601	100.0	0	0.0	5.8	6.4

Access Detail By County SSA

May 8, 2024

Created by...
HealthPartners

Access Analysis

Cardiovascular Disease

Eligible / Provider Groups

National Proxy Census (Apex Network)

Cardiovascular Disease

¹ The Access Standard is defined as (National Proxy Census (Apex Network)) eligibles accessing:

1 (Cardiovascular Disease) provider in 60 miles or 60 minutes

Cardiovascular Disease/Apex Network/MNN014 MNN015									
State Name	County	County SSA	Eligible	With Access ¹		Without Access ¹		Average Distance	Average Time
			#	#	%	#	%	1	1
Minnesota	Sherburne	24700	498	498	100.0	0	0.0	5.2	5.7
	Sibley	24710	167	167	100.0	0	0.0	12.0	13.1
	St. Louis	24680	919	919	100.0	0	0.0	8.3	9.2
	Stearns	24720	798	798	100.0	0	0.0	10.4	11.8
	Stevens	24740	199	199	100.0	0	0.0	6.9	7.5
	Swift	24750	102	102	100.0	0	0.0	26.8	29.2
	Todd	24760	286	286	100.0	0	0.0	21.1	23.0
	Traverse	24770	259	259	100.0	0	0.0	18.2	19.8
	Washington	24810	1,030	1,030	100.0	0	0.0	3.2	3.8
	Watonwan	24820	131	131	100.0	0	0.0	25.1	27.3
	Wilkin	24830	282	282	100.0	0	0.0	11.8	12.9
	Wright	24850	743	743	100.0	0	0.0	6.2	6.7
	Yellow Medicine	24860	199	199	100.0	0	0.0	8.1	8.8
	Grand Totals			26,659	26,659	100.0	0	0.0	7.6

Chiropractic Services/Apex Network/MNN014 MNN015

May 8, 2024

Created by...

HealthPartners

Chiropractic Services

2,644 providers at 1,893 locations

◆ All providers

Chiropractic Services

Employee Group

National Proxy Census (Apex Network)

Provider Group

Chiropractic Services

26,659 eligible locations

● With access (26,659)

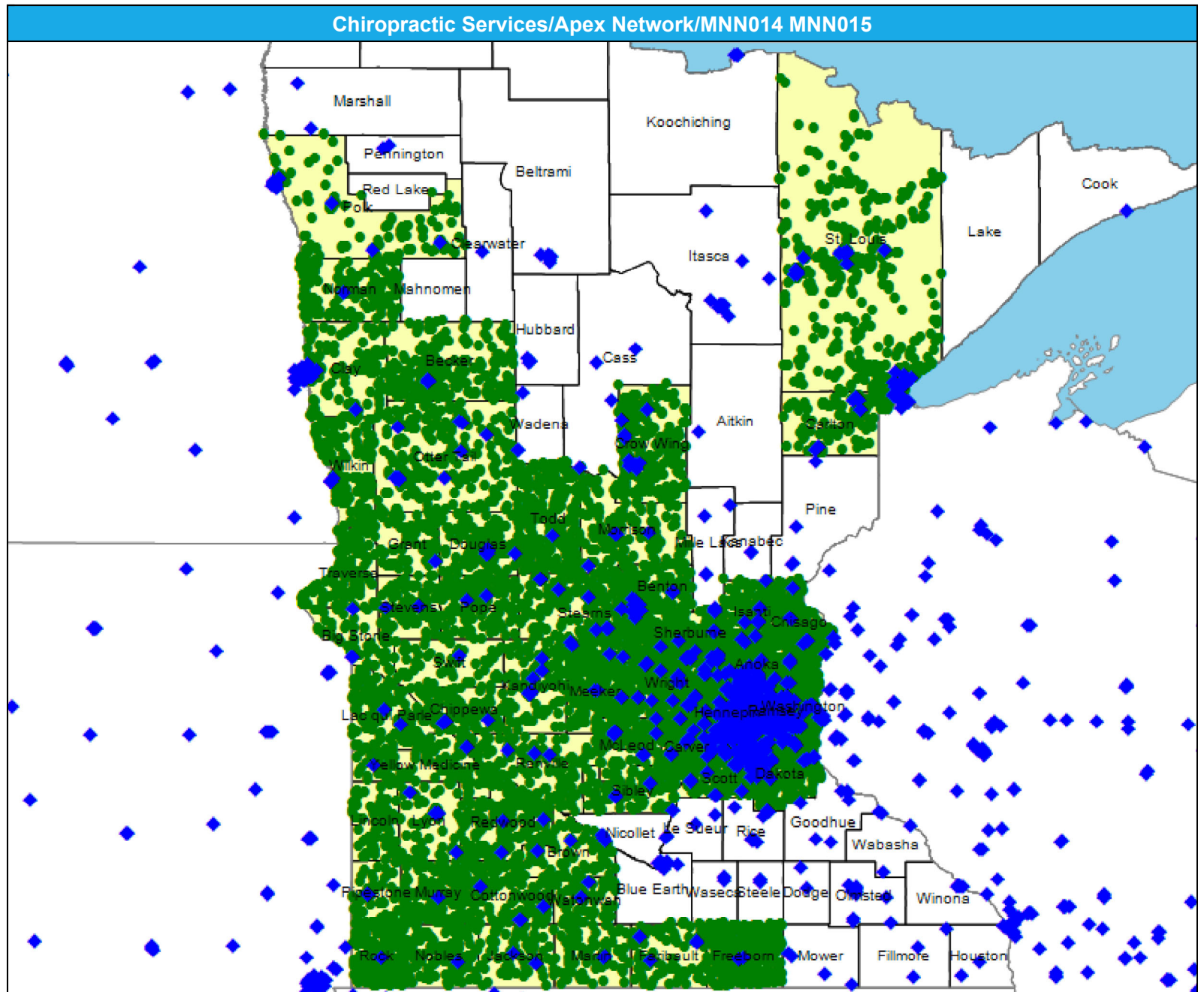
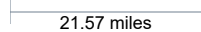
● Without access (0)

The Access Standard is defined as (National Proxy Census (Apex Network)) eligibles accessing:

1 (Chiropractic Services) provider in 60 miles or 60 minutes

Service Areas

□ Apex Network



Access Detail By County SSA

May 8, 2024

Created by...
HealthPartners

Access Analysis

Chiropractic Services

Eligible / Provider Groups

National Proxy Census (Apex Network)

Chiropractic Services

¹ The Access Standard is defined as (National Proxy Census (Apex Network)) eligibles accessing:

¹ (Chiropractic Services) provider in 60 miles or 60 minutes

Chiropractic Services/Apex Network/MNN014 MNN015									
State Name	County	County SSA	Eligible	With Access ¹		Without Access ¹		Average Distance	Average Time
			#	#	%	#	%	1	1
Minnesota	Anoka	24010	1,740	1,740	100.0	0	0.0	1.9	2.3
	Becker	24020	364	364	100.0	0	0.0	9.8	10.7
	Benton	24040	243	243	100.0	0	0.0	4.5	4.9
	Big Stone	24050	101	101	100.0	0	0.0	6.5	7.1
	Brown	24070	135	135	100.0	0	0.0	3.4	3.6
	Carlton	24080	180	180	100.0	0	0.0	5.2	5.7
	Carver	24090	795	795	100.0	0	0.0	2.0	2.2
	Chippewa	24110	266	266	100.0	0	0.0	4.6	5.0
	Chisago	24120	271	271	100.0	0	0.0	3.9	4.2
	Clay	24130	324	324	100.0	0	0.0	5.2	5.7
	Cottonwood	24160	255	255	100.0	0	0.0	4.2	4.6
	Crow Wing	24170	348	348	100.0	0	0.0	6.6	7.2
	Dakota	24180	1,818	1,818	100.0	0	0.0	1.5	1.8
	Douglas	24200	191	191	100.0	0	0.0	6.0	6.5
	Faribault	24210	151	151	100.0	0	0.0	6.2	6.7
	Freeborn	24230	668	668	100.0	0	0.0	6.4	7.0
	Grant	24250	127	127	100.0	0	0.0	14.8	16.1
	Hennepin	24260	5,098	5,098	100.0	0	0.0	1.0	1.5
	Isanti	24290	226	226	100.0	0	0.0	3.9	4.2
	Jackson	24310	107	107	100.0	0	0.0	5.9	6.4
	Kandiyohi	24330	231	231	100.0	0	0.0	4.5	4.9
	Lac qui Parle	24360	265	265	100.0	0	0.0	5.6	6.1
	Lincoln	24400	118	118	100.0	0	0.0	19.5	21.2
	Lyon	24410	136	136	100.0	0	0.0	4.7	5.1
	Martin	24450	200	200	100.0	0	0.0	7.1	7.8
	McLeod	24420	199	199	100.0	0	0.0	3.5	3.8
	Meeker	24460	512	512	100.0	0	0.0	4.9	5.3
	Morrison	24480	187	187	100.0	0	0.0	6.9	7.5
	Murray	24500	321	321	100.0	0	0.0	8.8	9.6
	Nobles	24520	268	268	100.0	0	0.0	8.2	8.9
	Norman	24530	286	286	100.0	0	0.0	12.0	13.0
	Otter Tail	24550	302	302	100.0	0	0.0	6.8	7.4
	Pipestone	24580	106	106	100.0	0	0.0	7.3	8.0
	Polk	24590	156	156	100.0	0	0.0	7.2	7.8
	Pope	24600	232	232	100.0	0	0.0	6.2	6.8
	Ramsey	24610	2,586	2,586	100.0	0	0.0	0.8	1.3
	Redwood	24630	335	335	100.0	0	0.0	10.1	11.0
	Renville	24640	157	157	100.0	0	0.0	7.5	8.2
	Rock	24660	440	440	100.0	0	0.0	5.7	6.2
	Scott	24690	601	601	100.0	0	0.0	1.8	1.9

Access Detail By County SSA

May 8, 2024

Created by...
HealthPartners

Access Analysis

Chiropractic Services

Eligible / Provider Groups

National Proxy Census (Apex Network)

Chiropractic Services

¹ The Access Standard is defined as (National Proxy Census (Apex Network)) eligibles accessing:

1 (Chiropractic Services) provider in 60 miles or 60 minutes

Chiropractic Services/Apex Network/MNN014 MNN015									
State Name	County	County SSA	Eligible	With Access ¹		Without Access ¹		Average Distance	Average Time
			#	#	%	#	%	1	1
Minnesota	Sherburne	24700	498	498	100.0	0	0.0	3.1	3.4
	Sibley	24710	167	167	100.0	0	0.0	6.1	6.7
	St. Louis	24680	919	919	100.0	0	0.0	8.2	9.0
	Stearns	24720	798	798	100.0	0	0.0	3.4	3.7
	Stevens	24740	199	199	100.0	0	0.0	5.4	5.8
	Swift	24750	102	102	100.0	0	0.0	10.9	11.8
	Todd	24760	286	286	100.0	0	0.0	9.3	10.1
	Traverse	24770	259	259	100.0	0	0.0	17.9	19.4
	Washington	24810	1,030	1,030	100.0	0	0.0	1.9	2.2
	Watonwan	24820	131	131	100.0	0	0.0	6.7	7.3
	Wilkin	24830	282	282	100.0	0	0.0	10.1	11.0
	Wright	24850	743	743	100.0	0	0.0	2.2	2.4
	Yellow Medicine	24860	199	199	100.0	0	0.0	7.7	8.4
	Grand Totals			26,659	26,659	100.0	0	0.0	3.9

Colon and Rectal Surgery/Apex Network/MNN014 MNN015

May 8, 2024

Created by...

HealthPartners

Colon and Rectal Surgery

38 providers at 41 locations

◆ All providers

Colon and Rectal Surgery

Employee Group

National Proxy Census (Apex Network)

Provider Group

Colon and Rectal Surgery

26,659 eligible locations

● With access (20,214)

● Without access (6,445)

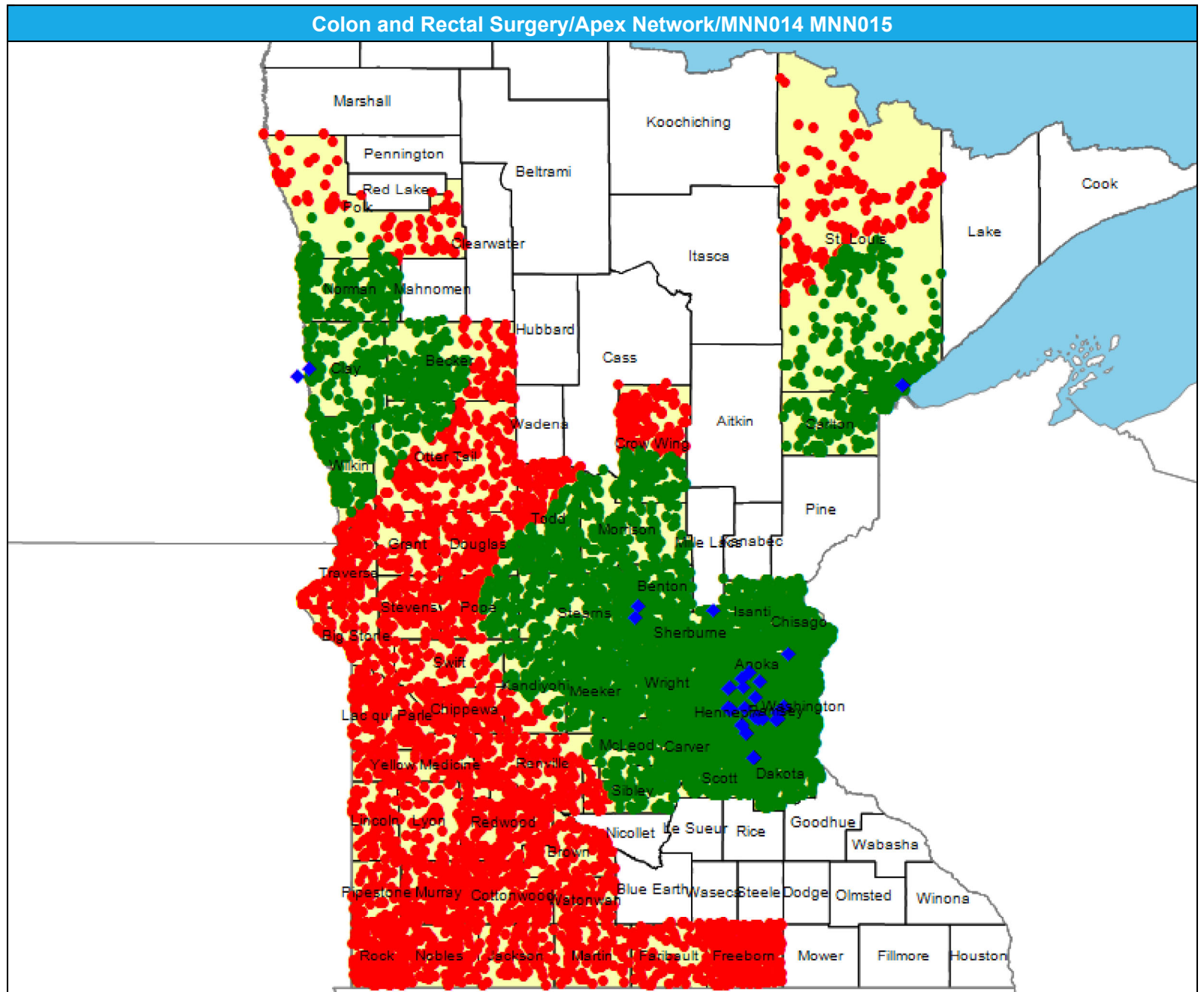
The Access Standard is defined as (National Proxy Census (Apex Network)) eligibles accessing:

1 (Colon and Rectal Surgery) provider in 60 miles or 60 minutes

Service Areas

□ Apex Network

21.57 miles



Access Detail By County SSA

May 8, 2024

Created by...
HealthPartners

Access Analysis

Colon and Rectal Surgery

Eligible / Provider Groups

National Proxy Census (Apex Network)

Colon and Rectal Surgery

¹ The Access Standard is defined as (National Proxy Census (Apex Network)) eligibles accessing:

¹ (Colon and Rectal Surgery) provider in 60 miles or 60 minutes

Colon and Rectal Surgery/Apex Network/MNN014 MNN015									
State Name	County	County SSA	Eligible	With Access ¹		Without Access ¹		Average Distance	Average Time
			#	#	%	#	%	1	1
Minnesota	Anoka	24010	1,740	1,740	100.0	0	0.0	4.9	6.2
	Becker	24020	364	280	76.9	84	23.1	51.9	56.6
	Benton	24040	243	243	100.0	0	0.0	9.2	10.7
	Big Stone	24050	101	0	0.0	101	100.0	101.9	112.7
	Brown	24070	135	0	0.0	135	100.0	80.2	95.1
	Carlton	24080	180	180	100.0	0	0.0	29.6	41.7
	Carver	24090	795	795	100.0	0	0.0	20.4	26.2
	Chippewa	24110	266	0	0.0	266	100.0	84.9	92.6
	Chisago	24120	271	271	100.0	0	0.0	14.9	16.2
	Clay	24130	324	324	100.0	0	0.0	10.7	11.7
	Cottonwood	24160	255	0	0.0	255	100.0	111.7	130.2
	Crow Wing	24170	348	165	47.4	183	52.6	62.5	72.5
	Dakota	24180	1,818	1,818	100.0	0	0.0	8.6	11.4
	Douglas	24200	191	14	7.3	177	92.7	67.3	75.0
	Faribault	24210	151	0	0.0	151	100.0	86.0	103.2
	Freeborn	24230	668	0	0.0	668	100.0	76.8	92.3
	Grant	24250	127	0	0.0	127	100.0	80.7	88.1
	Hennepin	24260	5,098	5,098	100.0	0	0.0	4.2	6.6
	Isanti	24290	226	226	100.0	0	0.0	17.3	18.8
	Jackson	24310	107	0	0.0	107	100.0	122.9	146.9
	Kandiyohi	24330	231	208	90.0	23	10.0	54.1	59.0
	Lac qui Parle	24360	265	0	0.0	265	100.0	105.0	114.5
	Lincoln	24400	118	0	0.0	118	100.0	131.0	142.8
	Lyon	24410	136	0	0.0	136	100.0	116.3	126.8
	Martin	24450	200	0	0.0	200	100.0	104.6	125.5
	McLeod	24420	199	199	100.0	0	0.0	43.1	49.5
	Meeker	24460	512	512	100.0	0	0.0	35.3	38.4
	Morrison	24480	187	184	98.4	3	1.6	35.2	41.3
	Murray	24500	321	0	0.0	321	100.0	132.9	145.4
	Nobles	24520	268	0	0.0	268	100.0	146.7	166.4
	Norman	24530	286	284	99.3	2	0.7	38.3	41.8
	Otter Tail	24550	302	66	21.9	236	78.1	66.9	73.1
	Pipestone	24580	106	0	0.0	106	100.0	150.6	164.2
	Polk	24590	156	20	12.8	136	87.2	70.5	76.9
	Pope	24600	232	108	46.6	124	53.4	61.8	67.5
	Ramsey	24610	2,586	2,586	100.0	0	0.0	3.3	5.5
	Redwood	24630	335	0	0.0	335	100.0	95.8	104.6
	Renville	24640	157	8	5.1	149	94.9	73.9	80.7
	Rock	24660	440	0	0.0	440	100.0	167.0	182.3
	Scott	24690	601	601	100.0	0	0.0	13.3	16.1

Access Detail By County SSA

May 8, 2024

Created by...
HealthPartners

Access Analysis

Colon and Rectal Surgery

Eligible / Provider Groups

National Proxy Census (Apex Network)

Colon and Rectal Surgery

¹ The Access Standard is defined as (National Proxy Census (Apex Network)) eligibles accessing:

1 (Colon and Rectal Surgery) provider in 60 miles or 60 minutes

Colon and Rectal Surgery/Apex Network/MNN014 MNN015									
State Name	County	County SSA	Eligible	With Access ¹		Without Access ¹		Average Distance	Average Time
			#	#	%	#	%	1	1
Minnesota	Sherburne	24700	498	498	100.0	0	0.0	14.1	15.7
	Sibley	24710	167	141	84.4	26	15.6	48.7	58.2
	St. Louis	24680	919	655	71.3	264	28.7	35.2	49.9
	Stearns	24720	798	798	100.0	0	0.0	15.1	17.1
	Stevens	24740	199	0	0.0	199	100.0	85.7	93.5
	Swift	24750	102	4	3.9	98	96.1	77.5	84.5
	Todd	24760	286	171	59.8	115	40.2	56.8	64.5
	Traverse	24770	259	0	0.0	259	100.0	78.0	86.7
	Washington	24810	1,030	1,030	100.0	0	0.0	10.8	14.6
	Watonwan	24820	131	0	0.0	131	100.0	92.7	111.2
	Wilkin	24830	282	244	86.5	38	13.5	46.4	50.6
	Wright	24850	743	743	100.0	0	0.0	20.3	23.5
	Yellow Medicine	24860	199	0	0.0	199	100.0	103.0	112.3
	Grand Totals			26,659	20,214	75.8	6,445	24.2	33.8

Dental Providers – Pediatric/Apex/MNN014 - Not Included/MNN015 - Included

May 17, 2024

Created by...
HealthPartners

Dental Providers Pediatric

2,459 providers at 1,532 locations

◆ All providers

Dental Providers - Pediatric

Employee Group

National Proxy Census (Apex Network)

Provider Group

Dental Providers Pediatric

26,659 eligible locations

● With access (26,659)

● Without access (0)

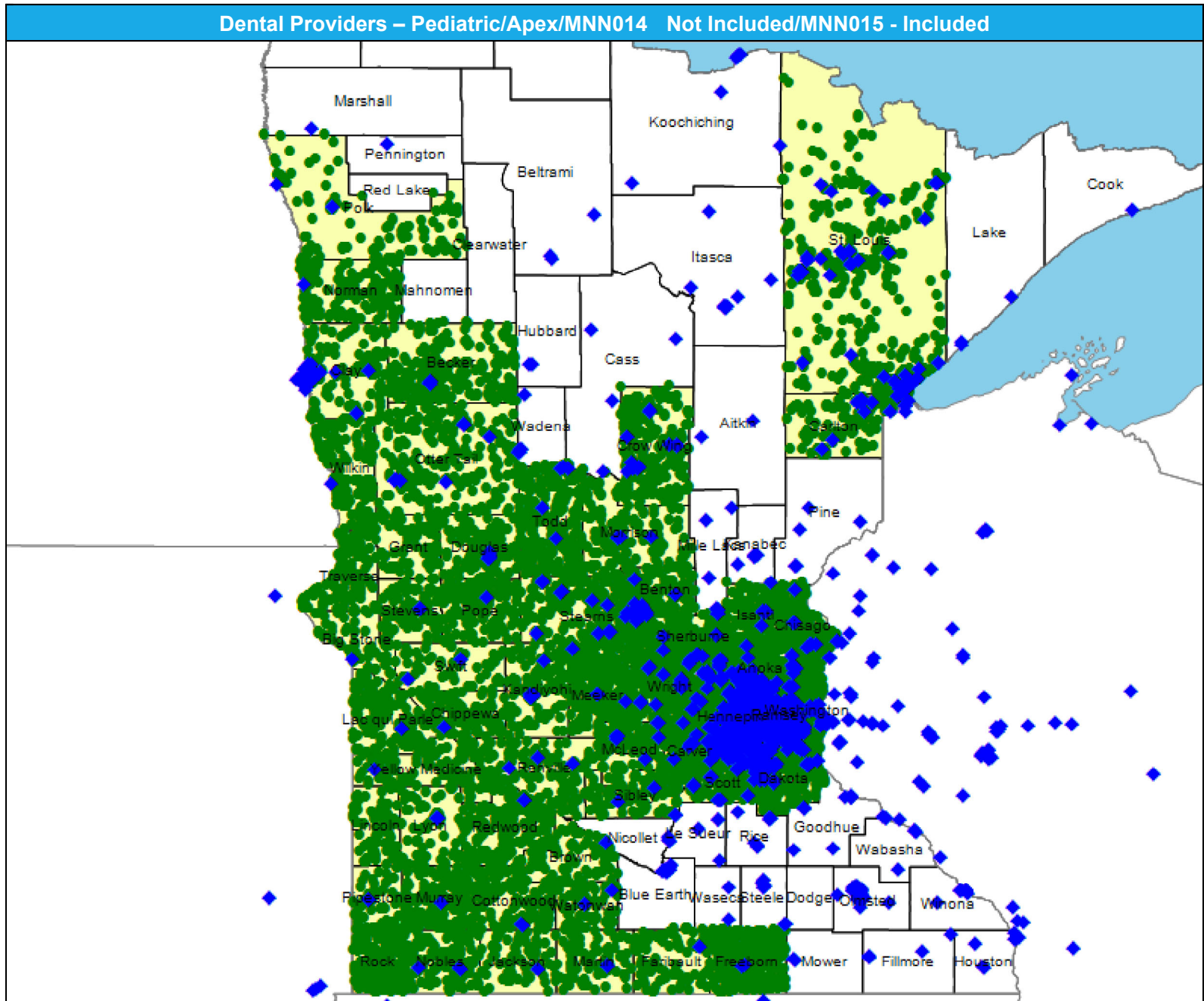
The Access Standard is defined as (National Proxy Census (Apex Network)) eligibles accessing:

1 (Dental Providers Pediatric) provider in 60 miles or 60 minutes

Service Areas

□ Apex Network

21.57 miles



Access Detail By County SSA

May 17, 2024

Created by...
HealthPartners

Access Analysis
Dental Providers - Pediatric

Eligible / Provider Groups
National Proxy Census (Apex Network)
Dental Providers Pediatric

¹ The Access Standard is defined as (National Proxy Census (Apex Network)) eligibles accessing:
1 (Dental Providers Pediatric) provider in 60 miles or 60 minutes

Dental Providers – Pediatric/Apex/MNN014 Not Included/MNN015 - Included									
State Name	County	County SSA	Eligible	With Access ¹		Without Access ¹		Average Distance	Average Time
			#	#	%	#	%	1	1
Minnesota	Anoka	24010	1,740	1,740	100.0	0	0.0	1.9	2.2
	Becker	24020	364	364	100.0	0	0.0	9.6	10.5
	Benton	24040	243	243	100.0	0	0.0	3.5	3.7
	Big Stone	24050	101	101	100.0	0	0.0	10.8	11.7
	Brown	24070	135	135	100.0	0	0.0	10.5	11.4
	Carlton	24080	180	180	100.0	0	0.0	4.4	4.8
	Carver	24090	795	795	100.0	0	0.0	1.8	2.0
	Chippewa	24110	266	266	100.0	0	0.0	8.1	8.8
	Chisago	24120	271	271	100.0	0	0.0	3.5	3.7
	Clay	24130	324	324	100.0	0	0.0	2.8	3.1
	Cottonwood	24160	255	255	100.0	0	0.0	11.1	12.1
	Crow Wing	24170	348	348	100.0	0	0.0	5.5	6.0
	Dakota	24180	1,818	1,818	100.0	0	0.0	1.5	1.8
	Douglas	24200	191	191	100.0	0	0.0	6.8	7.4
	Faribault	24210	151	151	100.0	0	0.0	14.6	15.9
	Freeborn	24230	668	668	100.0	0	0.0	5.9	6.4
	Grant	24250	127	127	100.0	0	0.0	21.5	23.4
	Hennepin	24260	5,098	5,098	100.0	0	0.0	0.9	1.3
	Isanti	24290	226	226	100.0	0	0.0	4.2	4.6
	Jackson	24310	107	107	100.0	0	0.0	8.6	9.4
	Kandiyohi	24330	231	231	100.0	0	0.0	5.1	5.5
	Lac qui Parle	24360	265	265	100.0	0	0.0	10.2	11.1
	Lincoln	24400	118	118	100.0	0	0.0	20.4	22.2
	Lyon	24410	136	136	100.0	0	0.0	9.2	10.0
	Martin	24450	200	200	100.0	0	0.0	7.5	8.1
	McLeod	24420	199	199	100.0	0	0.0	3.5	3.7
	Meeker	24460	512	512	100.0	0	0.0	5.9	6.4
	Morrison	24480	187	187	100.0	0	0.0	7.4	8.0
	Murray	24500	321	321	100.0	0	0.0	10.0	10.9
	Nobles	24520	268	268	100.0	0	0.0	5.8	6.3
	Norman	24530	286	286	100.0	0	0.0	17.9	19.4
	Otter Tail	24550	302	302	100.0	0	0.0	8.6	9.4
	Pipestone	24580	106	106	100.0	0	0.0	7.3	8.0
	Polk	24590	156	156	100.0	0	0.0	17.6	19.2
	Pope	24600	232	232	100.0	0	0.0	7.7	8.3
	Ramsey	24610	2,586	2,586	100.0	0	0.0	0.7	1.0
	Redwood	24630	335	335	100.0	0	0.0	13.4	14.5
	Renville	24640	157	157	100.0	0	0.0	7.1	7.7
	Rock	24660	440	440	100.0	0	0.0	14.6	16.1
	Scott	24690	601	601	100.0	0	0.0	1.8	2.0

Access Detail By County SSA

May 17, 2024

Created by...
HealthPartners

Access Analysis
Dental Providers - Pediatric

Eligible / Provider Groups
National Proxy Census (Apex Network)
Dental Providers Pediatric

¹ The Access Standard is defined as (National Proxy Census (Apex Network)) eligibles accessing:
1 (Dental Providers Pediatric) provider in 60 miles or 60 minutes

Dental Providers – Pediatric/Apex/MNN014 Not Included/MNN015 - Included									
State Name	County	County SSA	Eligible	With Access ¹		Without Access ¹		Average Distance	Average Time
			#	#	%	#	%	1	1
Minnesota	Sherburne	24700	498	498	100.0	0	0.0	3.5	3.7
	Sibley	24710	167	167	100.0	0	0.0	6.1	6.6
	St. Louis	24680	919	919	100.0	0	0.0	3.5	3.9
	Stearns	24720	798	798	100.0	0	0.0	3.0	3.2
	Stevens	24740	199	199	100.0	0	0.0	6.8	7.4
	Swift	24750	102	102	100.0	0	0.0	6.1	6.6
	Todd	24760	286	286	100.0	0	0.0	7.2	7.8
	Traverse	24770	259	259	100.0	0	0.0	27.5	30.0
	Washington	24810	1,030	1,030	100.0	0	0.0	1.6	1.8
	Watonwan	24820	131	131	100.0	0	0.0	5.6	6.0
	Wilkin	24830	282	282	100.0	0	0.0	10.5	11.5
	Wright	24850	743	743	100.0	0	0.0	2.3	2.4
	Yellow Medicine	24860	199	199	100.0	0	0.0	12.3	13.4
	Grand Totals			26,659	26,659	100.0	0	0.0	4.3

Dermatology/Apex Network/MNN014 MNN015

May 8, 2024

Created by...

HealthPartners

Dermatology

361 providers at 262 locations

◆ All providers

Dermatology

Employee Group

National Proxy Census (Apex Network)

Provider Group

Dermatology

26,659 eligible locations

● With access (26,656)

● Without access (3)

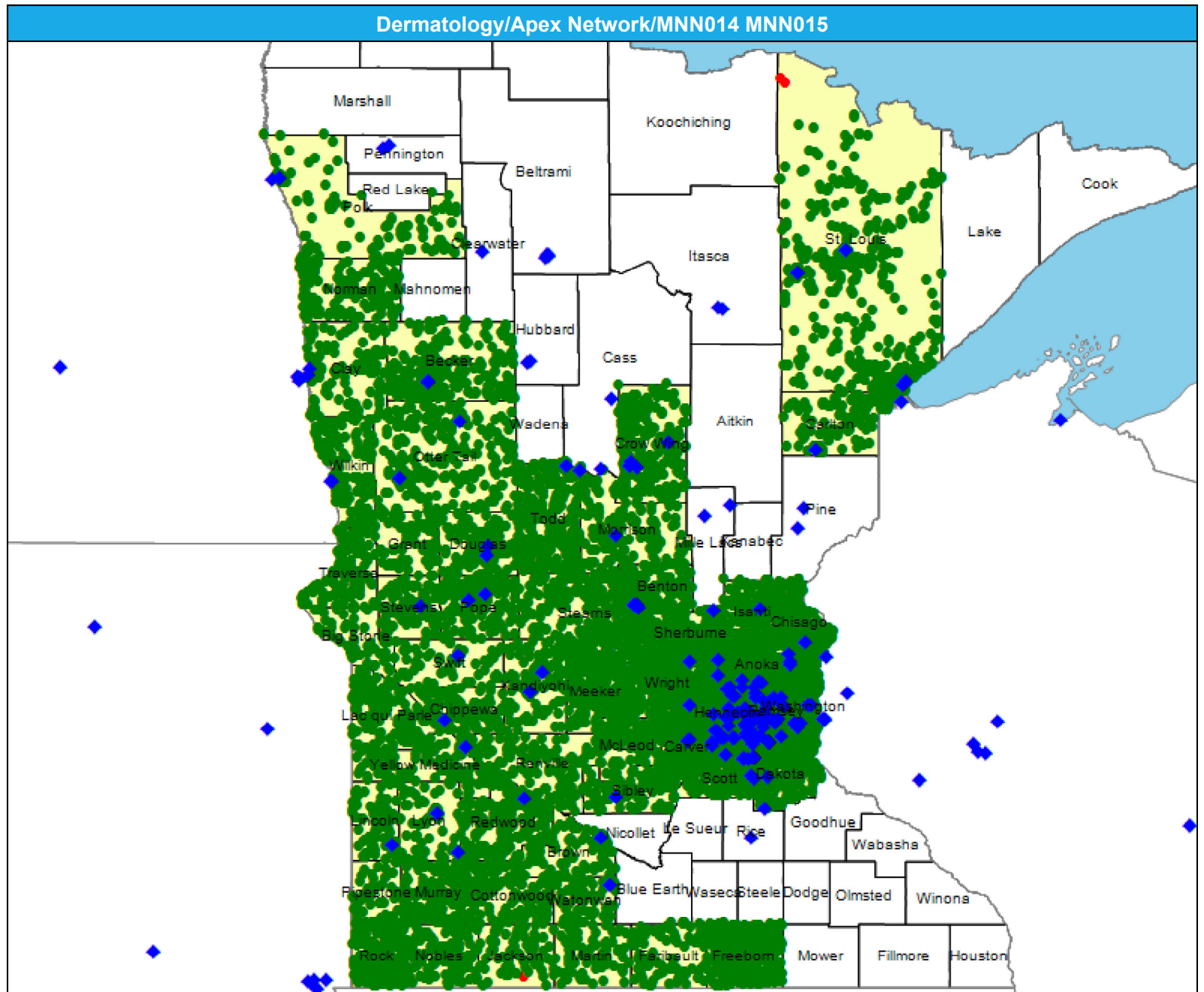
The Access Standard is defined as (National Proxy Census (Apex Network)) eligibles accessing:

1 (Dermatology) provider in 60 miles or 60 minutes

Service Areas

□ Apex Network

21.57 miles



Access Detail By County SSA

May 8, 2024

Created by...
HealthPartners

Access Analysis

Dermatology

Eligible / Provider Groups

National Proxy Census (Apex Network)

Dermatology

¹ The Access Standard is defined as (National Proxy Census (Apex Network)) eligibles accessing:

¹ (Dermatology) provider in 60 miles or 60 minutes

Dermatology/Apex Network/MNN014 MNN015									
State Name	County	County SSA	Eligible	With Access ¹		Without Access ¹		Average Distance	Average Time
			#	#	%	#	%	1	1
Minnesota	Anoka	24010	1,740	1,740	100.0	0	0.0	4.7	6.0
	Becker	24020	364	364	100.0	0	0.0	10.9	11.8
	Benton	24040	243	243	100.0	0	0.0	8.7	9.6
	Big Stone	24050	101	101	100.0	0	0.0	34.5	37.6
	Brown	24070	135	135	100.0	0	0.0	10.7	11.6
	Carlton	24080	180	180	100.0	0	0.0	15.6	16.9
	Carver	24090	795	795	100.0	0	0.0	4.6	5.0
	Chippewa	24110	266	266	100.0	0	0.0	6.8	7.4
	Chisago	24120	271	271	100.0	0	0.0	8.9	9.7
	Clay	24130	324	324	100.0	0	0.0	9.7	11.0
	Cottonwood	24160	255	255	100.0	0	0.0	32.1	34.9
	Crow Wing	24170	348	348	100.0	0	0.0	8.7	9.4
	Dakota	24180	1,818	1,818	100.0	0	0.0	4.6	5.6
	Douglas	24200	191	191	100.0	0	0.0	7.1	7.7
	Faribault	24210	151	151	100.0	0	0.0	41.1	44.8
	Freeborn	24230	668	668	100.0	0	0.0	37.5	40.9
	Grant	24250	127	127	100.0	0	0.0	22.7	24.7
	Hennepin	24260	5,098	5,098	100.0	0	0.0	2.1	3.2
	Isanti	24290	226	226	100.0	0	0.0	7.5	8.1
	Jackson	24310	107	106	99.1	1	0.9	48.2	52.6
	Kandiyohi	24330	231	231	100.0	0	0.0	6.1	6.7
	Lac qui Parle	24360	265	265	100.0	0	0.0	25.0	27.2
	Lincoln	24400	118	118	100.0	0	0.0	14.1	15.4
	Lyon	24410	136	136	100.0	0	0.0	5.9	6.4
	Martin	24450	200	200	100.0	0	0.0	30.1	32.8
	McLeod	24420	199	199	100.0	0	0.0	20.8	22.7
	Meeker	24460	512	512	100.0	0	0.0	25.2	27.4
	Morrison	24480	187	187	100.0	0	0.0	9.6	10.5
	Murray	24500	321	321	100.0	0	0.0	21.6	23.6
	Nobles	24520	268	268	100.0	0	0.0	40.9	45.3
	Norman	24530	286	286	100.0	0	0.0	35.6	38.8
	Otter Tail	24550	302	302	100.0	0	0.0	12.8	13.9
	Pipestone	24580	106	106	100.0	0	0.0	24.6	27.0
	Polk	24590	156	156	100.0	0	0.0	21.7	23.6
	Pope	24600	232	232	100.0	0	0.0	6.3	6.8
	Ramsey	24610	2,586	2,586	100.0	0	0.0	2.0	3.2
	Redwood	24630	335	335	100.0	0	0.0	10.8	11.7
	Renville	24640	157	157	100.0	0	0.0	18.9	20.6
	Rock	24660	440	440	100.0	0	0.0	27.1	32.0
	Scott	24690	601	601	100.0	0	0.0	6.0	6.7

Access Detail By County SSA

May 8, 2024

Created by...
HealthPartners

Access Analysis

Dermatology

Eligible / Provider Groups

National Proxy Census (Apex Network)

Dermatology

¹ The Access Standard is defined as (National Proxy Census (Apex Network)) eligibles accessing:

1 (Dermatology) provider in 60 miles or 60 minutes

Dermatology/Apex Network/MNN014 MNN015									
State Name	County	County SSA	Eligible	With Access ¹		Without Access ¹		Average Distance	Average Time
			#	#	%	#	%	1	1
Minnesota	Sherburne	24700	498	498	100.0	0	0.0	7.6	8.4
	Sibley	24710	167	167	100.0	0	0.0	13.6	14.8
	St. Louis	24680	919	917	99.8	2	0.2	11.9	13.2
	Stearns	24720	798	798	100.0	0	0.0	12.8	14.0
	Stevens	24740	199	199	100.0	0	0.0	6.9	7.5
	Swift	24750	102	102	100.0	0	0.0	12.5	13.6
	Todd	24760	286	286	100.0	0	0.0	18.2	19.8
	Traverse	24770	259	259	100.0	0	0.0	33.5	36.5
	Washington	24810	1,030	1,030	100.0	0	0.0	3.9	4.8
	Watonwan	24820	131	131	100.0	0	0.0	14.1	15.3
	Wilkin	24830	282	282	100.0	0	0.0	12.3	13.4
	Wright	24850	743	743	100.0	0	0.0	9.3	10.1
	Yellow Medicine	24860	199	199	100.0	0	0.0	17.6	19.2
	Grand Totals			26,659	26,656	99.9	3	0.1	10.2

Endocrinology/Apex Network/MNN014 MNN015

May 8, 2024

Created by...

HealthPartners

Endocrinology

121 providers at 120 locations

- ◆ All providers

Endocrinology

Employee Group

National Proxy Census (Apex Network)

Provider Group

Endocrinology

26,659 eligible locations

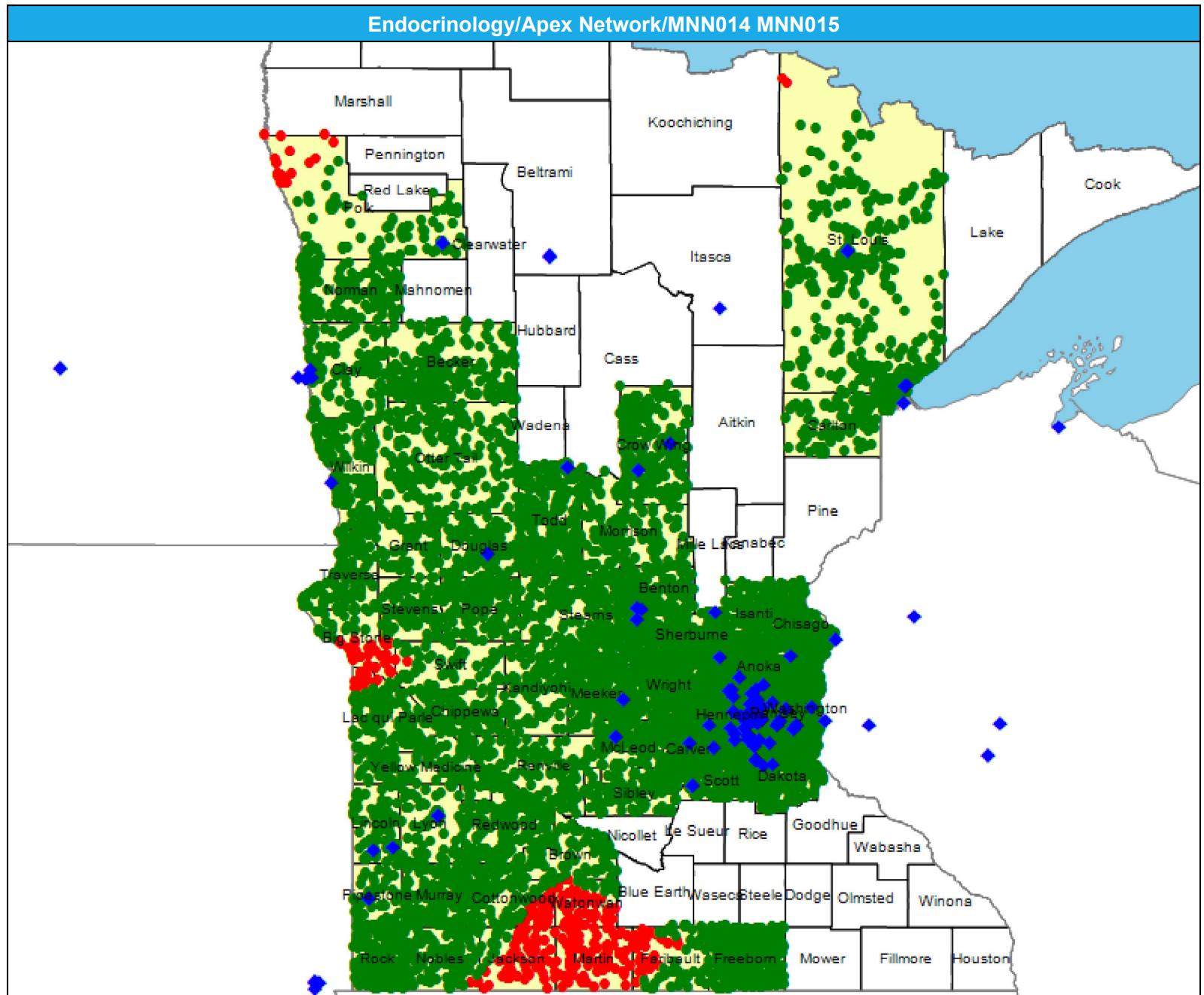
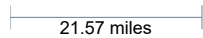
- With access (25,938)
- Without access (721)

The Access Standard is defined as (National Proxy Census (Apex Network)) eligibles accessing:

1 (Endocrinology) provider in 60 miles or 60 minutes

Service Areas

- Apex Network



Access Detail By County SSA

May 8, 2024

Created by...
HealthPartners

Access Analysis

Endocrinology

Eligible / Provider Groups

National Proxy Census (Apex Network)

Endocrinology

¹ The Access Standard is defined as (National Proxy Census (Apex Network)) eligibles accessing:

¹ (Endocrinology) provider in 60 miles or 60 minutes

Endocrinology/Apex Network/MNN014 MNN015									
State Name	County	County SSA	Eligible	With Access ¹		Without Access ¹		Average Distance	Average Time
			#	#	%	#	%	1	1
Minnesota	Anoka	24010	1,740	1,740	100.0	0	0.0	4.9	5.9
	Becker	24020	364	364	100.0	0	0.0	43.5	47.5
	Benton	24040	243	243	100.0	0	0.0	8.9	10.4
	Big Stone	24050	101	39	38.6	62	61.4	61.0	66.4
	Brown	24070	135	135	100.0	0	0.0	45.5	49.6
	Carlton	24080	180	180	100.0	0	0.0	25.2	27.4
	Carver	24090	795	795	100.0	0	0.0	5.3	6.0
	Chippewa	24110	266	266	100.0	0	0.0	39.6	43.2
	Chisago	24120	271	271	100.0	0	0.0	13.1	14.3
	Clay	24130	324	324	100.0	0	0.0	9.4	10.2
	Cottonwood	24160	255	116	45.5	139	54.5	55.3	60.3
	Crow Wing	24170	348	348	100.0	0	0.0	11.2	12.2
	Dakota	24180	1,818	1,818	100.0	0	0.0	5.1	6.3
	Douglas	24200	191	191	100.0	0	0.0	8.2	8.9
	Faribault	24210	151	83	55.0	68	45.0	57.8	63.0
	Freeborn	24230	668	668	100.0	0	0.0	38.0	41.5
	Grant	24250	127	127	100.0	0	0.0	31.6	34.5
	Hennepin	24260	5,098	5,098	100.0	0	0.0	2.4	3.7
	Isanti	24290	226	226	100.0	0	0.0	17.4	18.9
	Jackson	24310	107	20	18.7	87	81.3	68.3	74.4
	Kandiyohi	24330	231	231	100.0	0	0.0	36.7	40.0
	Lac qui Parle	24360	265	245	92.5	20	7.5	47.5	51.8
	Lincoln	24400	118	118	100.0	0	0.0	10.9	11.8
	Lyon	24410	136	136	100.0	0	0.0	8.7	9.5
	Martin	24450	200	0	0.0	200	100.0	76.3	83.2
	McLeod	24420	199	199	100.0	0	0.0	10.2	11.1
	Meeker	24460	512	512	100.0	0	0.0	13.3	14.4
	Morrison	24480	187	187	100.0	0	0.0	25.6	28.7
	Murray	24500	321	321	100.0	0	0.0	29.1	31.7
	Nobles	24520	268	262	97.8	6	2.2	46.9	51.4
	Norman	24530	286	286	100.0	0	0.0	34.1	37.2
	Otter Tail	24550	302	302	100.0	0	0.0	35.5	38.7
	Pipestone	24580	106	106	100.0	0	0.0	6.6	7.2
	Polk	24590	156	117	75.0	39	25.0	39.9	43.5
	Pope	24600	232	232	100.0	0	0.0	21.4	23.3
	Ramsey	24610	2,586	2,586	100.0	0	0.0	2.8	4.5
	Redwood	24630	335	335	100.0	0	0.0	32.3	35.2
	Renville	24640	157	157	100.0	0	0.0	34.1	37.2
	Rock	24660	440	440	100.0	0	0.0	24.5	27.2
	Scott	24690	601	601	100.0	0	0.0	8.2	9.5

Access Detail By County SSA

May 8, 2024

Created by...
HealthPartners

Access Analysis

Endocrinology

Eligible / Provider Groups

National Proxy Census (Apex Network)

Endocrinology

¹ The Access Standard is defined as (National Proxy Census (Apex Network)) eligibles accessing:

1 (Endocrinology) provider in 60 miles or 60 minutes

Endocrinology/Apex Network/MNN014 MNN015									
State Name	County	County SSA	Eligible	With Access ¹		Without Access ¹		Average Distance	Average Time
			#	#	%	#	%	1	1
Minnesota	Sherburne	24700	498	498	100.0	0	0.0	8.2	9.0
	Sibley	24710	167	167	100.0	0	0.0	19.4	21.1
	St. Louis	24680	919	917	99.8	2	0.2	14.5	16.7
	Stearns	24720	798	798	100.0	0	0.0	13.5	15.2
	Stevens	24740	199	199	100.0	0	0.0	42.3	46.0
	Swift	24750	102	101	99.0	1	1.0	48.4	52.7
	Todd	24760	286	286	100.0	0	0.0	20.1	22.0
	Traverse	24770	259	259	100.0	0	0.0	36.4	39.7
	Washington	24810	1,030	1,030	100.0	0	0.0	5.2	6.3
	Watonwan	24820	131	34	26.0	97	74.0	64.1	69.9
	Wilkin	24830	282	282	100.0	0	0.0	13.4	14.5
	Wright	24850	743	743	100.0	0	0.0	14.2	15.8
	Yellow Medicine	24860	199	199	100.0	0	0.0	28.4	30.9
	Grand Totals			26,659	25,938	97.3	721	2.7	14.8

Gastroenterology/Apex Network/MNN014 MNN015

May 8, 2024

Created by...

HealthPartners

Gastroenterology

278 providers at 130 locations

◆ All providers

Gastroenterology

Employee Group

National Proxy Census (Apex Network)

Provider Group

Gastroenterology

26,659 eligible locations

● With access (26,635)

● Without access (24)

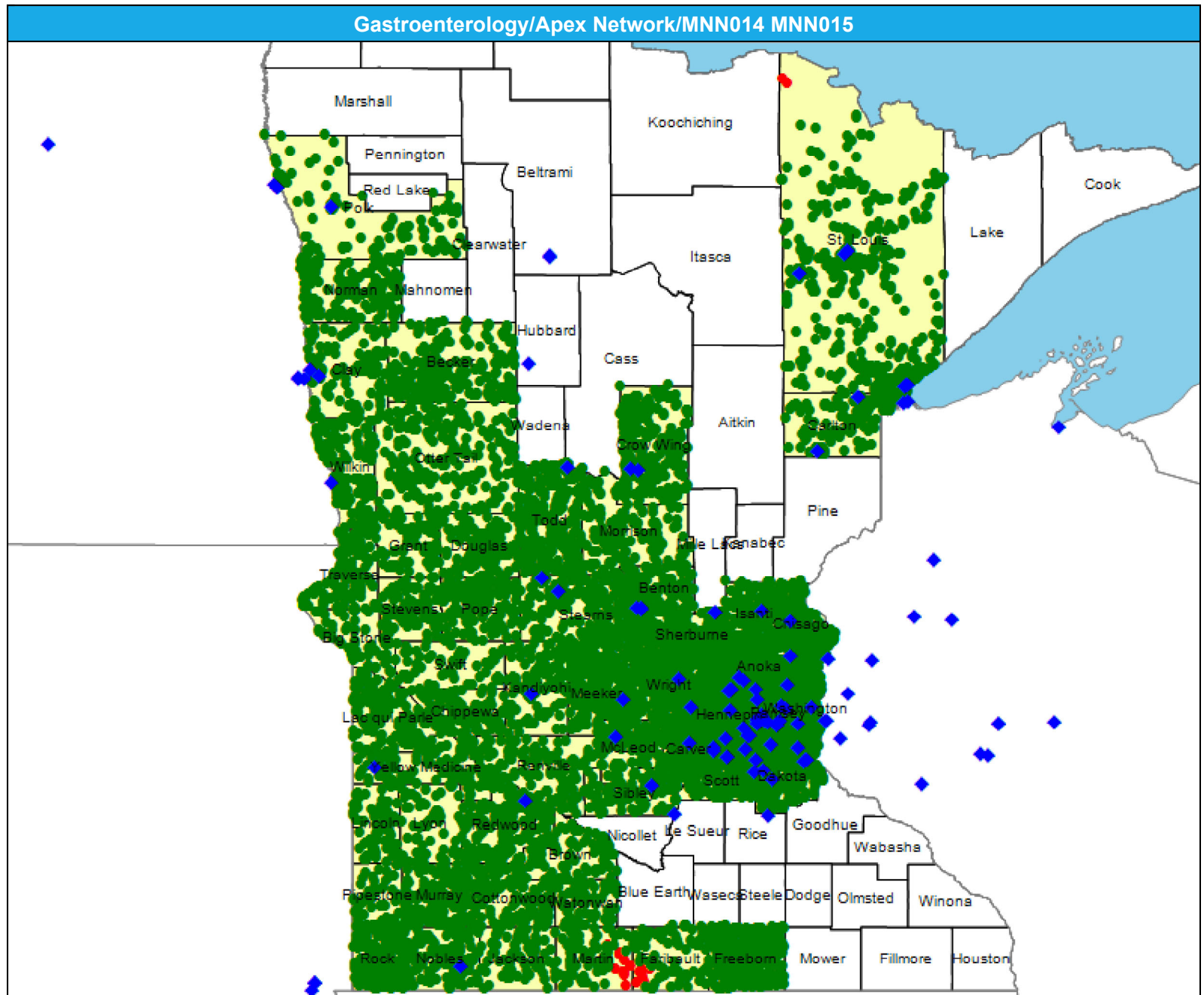
The Access Standard is defined as (National Proxy Census (Apex Network)) eligibles accessing:

1 (Gastroenterology) provider in 60 miles or 60 minutes

Service Areas

□ Apex Network

21.57 miles



Access Detail By County SSA

May 8, 2024

Created by...
HealthPartners

Access Analysis

Gastroenterology

Eligible / Provider Groups

National Proxy Census (Apex Network)

Gastroenterology

¹ The Access Standard is defined as (National Proxy Census (Apex Network)) eligibles accessing:

¹ (Gastroenterology) provider in 60 miles or 60 minutes

Gastroenterology/Apex Network/MNN014 MNN015									
State Name	County	County SSA	Eligible	With Access ¹		Without Access ¹		Average Distance	Average Time
			#	#	%	#	%	1	1
Minnesota	Anoka	24010	1,740	1,740	100.0	0	0.0	5.4	6.6
	Becker	24020	364	364	100.0	0	0.0	32.9	35.9
	Benton	24040	243	243	100.0	0	0.0	8.7	10.2
	Big Stone	24050	101	101	100.0	0	0.0	47.4	51.6
	Brown	24070	135	135	100.0	0	0.0	32.3	35.2
	Carlton	24080	180	180	100.0	0	0.0	7.0	7.6
	Carver	24090	795	795	100.0	0	0.0	4.8	5.4
	Chippewa	24110	266	266	100.0	0	0.0	34.6	37.7
	Chisago	24120	271	271	100.0	0	0.0	7.7	8.3
	Clay	24130	324	324	100.0	0	0.0	8.9	9.7
	Cottonwood	24160	255	255	100.0	0	0.0	36.8	40.1
	Crow Wing	24170	348	348	100.0	0	0.0	14.5	15.8
	Dakota	24180	1,818	1,818	100.0	0	0.0	3.9	5.0
	Douglas	24200	191	191	100.0	0	0.0	29.7	32.4
	Faribault	24210	151	143	94.7	8	5.3	53.4	58.2
	Freeborn	24230	668	668	100.0	0	0.0	39.1	42.7
	Grant	24250	127	127	100.0	0	0.0	43.2	47.1
	Hennepin	24260	5,098	5,098	100.0	0	0.0	3.6	5.6
	Isanti	24290	226	226	100.0	0	0.0	7.0	7.6
	Jackson	24310	107	107	100.0	0	0.0	27.8	30.3
	Kandiyohi	24330	231	231	100.0	0	0.0	8.6	9.4
	Lac qui Parle	24360	265	265	100.0	0	0.0	25.5	27.7
	Lincoln	24400	118	118	100.0	0	0.0	25.0	27.2
	Lyon	24410	136	136	100.0	0	0.0	35.8	39.0
	Martin	24450	200	186	93.0	14	7.0	54.8	59.7
	McLeod	24420	199	199	100.0	0	0.0	9.2	10.0
	Meeker	24460	512	512	100.0	0	0.0	13.0	14.1
	Morrison	24480	187	187	100.0	0	0.0	24.5	27.2
	Murray	24500	321	321	100.0	0	0.0	30.0	32.7
	Nobles	24520	268	268	100.0	0	0.0	9.9	10.7
	Norman	24530	286	286	100.0	0	0.0	33.8	36.8
	Otter Tail	24550	302	302	100.0	0	0.0	35.8	39.0
	Pipestone	24580	106	106	100.0	0	0.0	43.4	49.8
	Polk	24590	156	156	100.0	0	0.0	18.7	20.4
	Pope	24600	232	232	100.0	0	0.0	28.8	31.4
	Ramsey	24610	2,586	2,586	100.0	0	0.0	2.7	4.4
	Redwood	24630	335	335	100.0	0	0.0	15.0	16.3
	Renville	24640	157	157	100.0	0	0.0	20.0	21.7
	Rock	24660	440	440	100.0	0	0.0	29.1	32.8
	Scott	24690	601	601	100.0	0	0.0	6.9	7.7

Access Detail By County SSA

May 8, 2024

Created by...
HealthPartners

Access Analysis
Gastroenterology

Eligible / Provider Groups
National Proxy Census (Apex Network)
Gastroenterology

¹ The Access Standard is defined as (National Proxy Census (Apex Network)) eligibles accessing:
1 (Gastroenterology) provider in 60 miles or 60 minutes

Gastroenterology/Apex Network/MNN014 MNN015									
State Name	County	County SSA	Eligible	With Access ¹		Without Access ¹		Average Distance	Average Time
			#	#	%	#	%	1	1
Minnesota	Sherburne	24700	498	498	100.0	0	0.0	12.7	13.9
	Sibley	24710	167	167	100.0	0	0.0	11.0	11.9
	St. Louis	24680	919	917	99.8	2	0.2	11.7	13.4
	Stearns	24720	798	798	100.0	0	0.0	9.5	10.9
	Stevens	24740	199	199	100.0	0	0.0	51.1	55.7
	Swift	24750	102	102	100.0	0	0.0	36.7	40.0
	Todd	24760	286	286	100.0	0	0.0	15.2	16.5
	Traverse	24770	259	259	100.0	0	0.0	36.4	39.7
	Washington	24810	1,030	1,030	100.0	0	0.0	3.8	4.6
	Watonwan	24820	131	131	100.0	0	0.0	49.1	53.5
	Wilkin	24830	282	282	100.0	0	0.0	13.3	14.5
	Wright	24850	743	743	100.0	0	0.0	9.5	10.4
	Yellow Medicine	24860	199	199	100.0	0	0.0	21.3	23.2
	Grand Totals			26,659	26,635	99.9	24	0.1	12.8

General Surgery/Apex Network/MNN014 MNN015

May 8, 2024

Created by...

HealthPartners

General Surgery

509 providers at 367 locations

◆ All providers

General Surgery

Employee Group

National Proxy Census (Apex Network)

Provider Group

General Surgery

26,659 eligible locations

● With access (26,659)

● Without access (0)

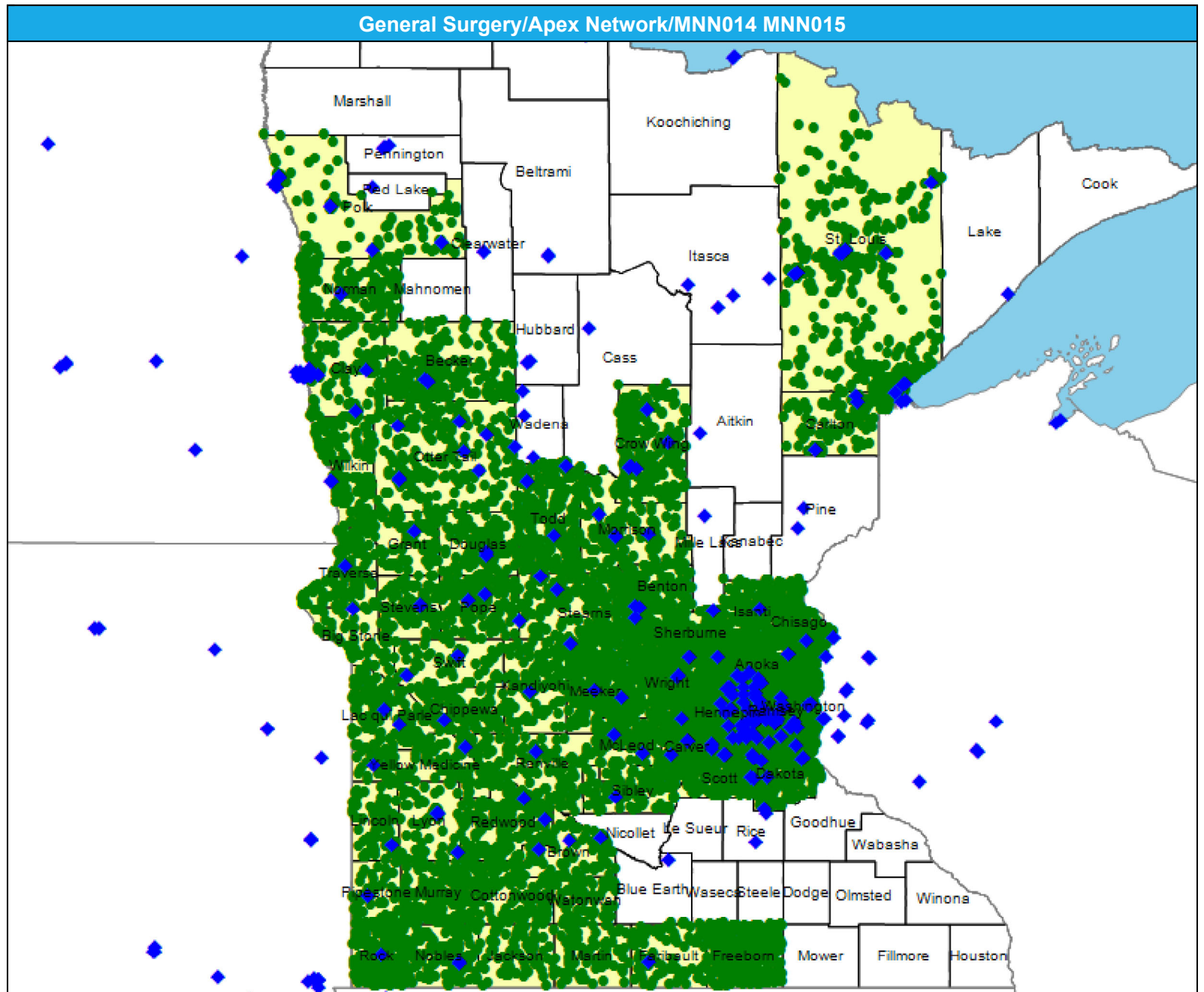
The Access Standard is defined as (National Proxy Census (Apex Network)) eligibles accessing:

1 (General Surgery) provider in 60 miles or 60 minutes

Service Areas

□ Apex Network

21.57 miles



Access Detail By County SSA

May 8, 2024

Created by...
HealthPartners

Access Analysis

General Surgery

Eligible / Provider Groups

National Proxy Census (Apex Network)

General Surgery

¹ The Access Standard is defined as (National Proxy Census (Apex Network)) eligibles accessing:

¹ (General Surgery) provider in 60 miles or 60 minutes

General Surgery/Apex Network/MNN014 MNN015									
State Name	County	County SSA	Eligible	With Access ¹		Without Access ¹		Average Distance	Average Time
			#	#	%	#	%	1	1
Minnesota	Anoka	24010	1,740	1,740	100.0	0	0.0	3.9	4.7
	Becker	24020	364	364	100.0	0	0.0	9.8	10.6
	Benton	24040	243	243	100.0	0	0.0	8.6	10.0
	Big Stone	24050	101	101	100.0	0	0.0	13.6	14.8
	Brown	24070	135	135	100.0	0	0.0	4.2	4.5
	Carlton	24080	180	180	100.0	0	0.0	6.2	6.8
	Carver	24090	795	795	100.0	0	0.0	3.4	3.8
	Chippewa	24110	266	266	100.0	0	0.0	6.4	7.0
	Chisago	24120	271	271	100.0	0	0.0	8.6	9.3
	Clay	24130	324	324	100.0	0	0.0	3.9	4.2
	Cottonwood	24160	255	255	100.0	0	0.0	24.4	26.5
	Crow Wing	24170	348	348	100.0	0	0.0	7.2	7.8
	Dakota	24180	1,818	1,818	100.0	0	0.0	3.1	4.0
	Douglas	24200	191	191	100.0	0	0.0	7.4	8.1
	Faribault	24210	151	151	100.0	0	0.0	13.8	15.0
	Freeborn	24230	668	668	100.0	0	0.0	34.2	37.3
	Grant	24250	127	127	100.0	0	0.0	10.8	11.8
	Hennepin	24260	5,098	5,098	100.0	0	0.0	2.5	3.7
	Isanti	24290	226	226	100.0	0	0.0	7.4	8.1
	Jackson	24310	107	107	100.0	0	0.0	19.7	21.5
	Kandiyohi	24330	231	231	100.0	0	0.0	7.3	7.9
	Lac qui Parle	24360	265	265	100.0	0	0.0	6.2	6.7
	Lincoln	24400	118	118	100.0	0	0.0	11.9	12.9
	Lyon	24410	136	136	100.0	0	0.0	5.8	6.3
	Martin	24450	200	200	100.0	0	0.0	20.7	22.6
	McLeod	24420	199	199	100.0	0	0.0	5.4	5.8
	Meeker	24460	512	512	100.0	0	0.0	6.6	7.2
	Morrison	24480	187	187	100.0	0	0.0	7.3	8.0
	Murray	24500	321	321	100.0	0	0.0	18.8	20.4
	Nobles	24520	268	268	100.0	0	0.0	8.1	8.8
	Norman	24530	286	286	100.0	0	0.0	12.1	13.1
	Otter Tail	24550	302	302	100.0	0	0.0	6.9	7.4
	Pipestone	24580	106	106	100.0	0	0.0	6.6	7.2
	Polk	24590	156	156	100.0	0	0.0	7.4	8.0
	Pope	24600	232	232	100.0	0	0.0	5.7	6.2
	Ramsey	24610	2,586	2,586	100.0	0	0.0	2.0	3.3
	Redwood	24630	335	335	100.0	0	0.0	8.7	9.5
	Renville	24640	157	157	100.0	0	0.0	10.1	11.0
	Rock	24660	440	440	100.0	0	0.0	6.6	7.2
	Scott	24690	601	601	100.0	0	0.0	6.7	7.4

Access Detail By County SSA

May 8, 2024

Created by...
HealthPartners

Access Analysis

General Surgery

Eligible / Provider Groups

National Proxy Census (Apex Network)

General Surgery

¹ The Access Standard is defined as (National Proxy Census (Apex Network)) eligibles accessing:

1 (General Surgery) provider in 60 miles or 60 minutes

General Surgery/Apex Network/MNN014 MNN015									
State Name	County	County SSA	Eligible	With Access ¹		Without Access ¹		Average Distance	Average Time
			#	#	%	#	%	1	1
Minnesota	Sherburne	24700	498	498	100.0	0	0.0	6.4	7.0
	Sibley	24710	167	167	100.0	0	0.0	10.7	11.7
	St. Louis	24680	919	919	100.0	0	0.0	8.1	9.2
	Stearns	24720	798	798	100.0	0	0.0	6.4	7.2
	Stevens	24740	199	199	100.0	0	0.0	6.6	7.1
	Swift	24750	102	102	100.0	0	0.0	6.1	6.6
	Todd	24760	286	286	100.0	0	0.0	7.9	8.6
	Traverse	24770	259	259	100.0	0	0.0	7.9	8.6
	Washington	24810	1,030	1,030	100.0	0	0.0	3.6	4.2
	Watonwan	24820	131	131	100.0	0	0.0	23.5	25.6
	Wilkin	24830	282	282	100.0	0	0.0	9.9	10.8
	Wright	24850	743	743	100.0	0	0.0	7.6	8.4
	Yellow Medicine	24860	199	199	100.0	0	0.0	8.0	8.7
	Grand Totals			26,659	26,659	100.0	0	0.0	6.4

Genetics/Apex Network/MNN014 MNN015

May 8, 2024

Created by...

HealthPartners

Genetics

17 providers at 22 locations

◆ All providers

Genetics

Employee Group

National Proxy Census (Apex Network)

Provider Group

Genetics

26,659 eligible locations

● With access (20,062)

● Without access (6,597)

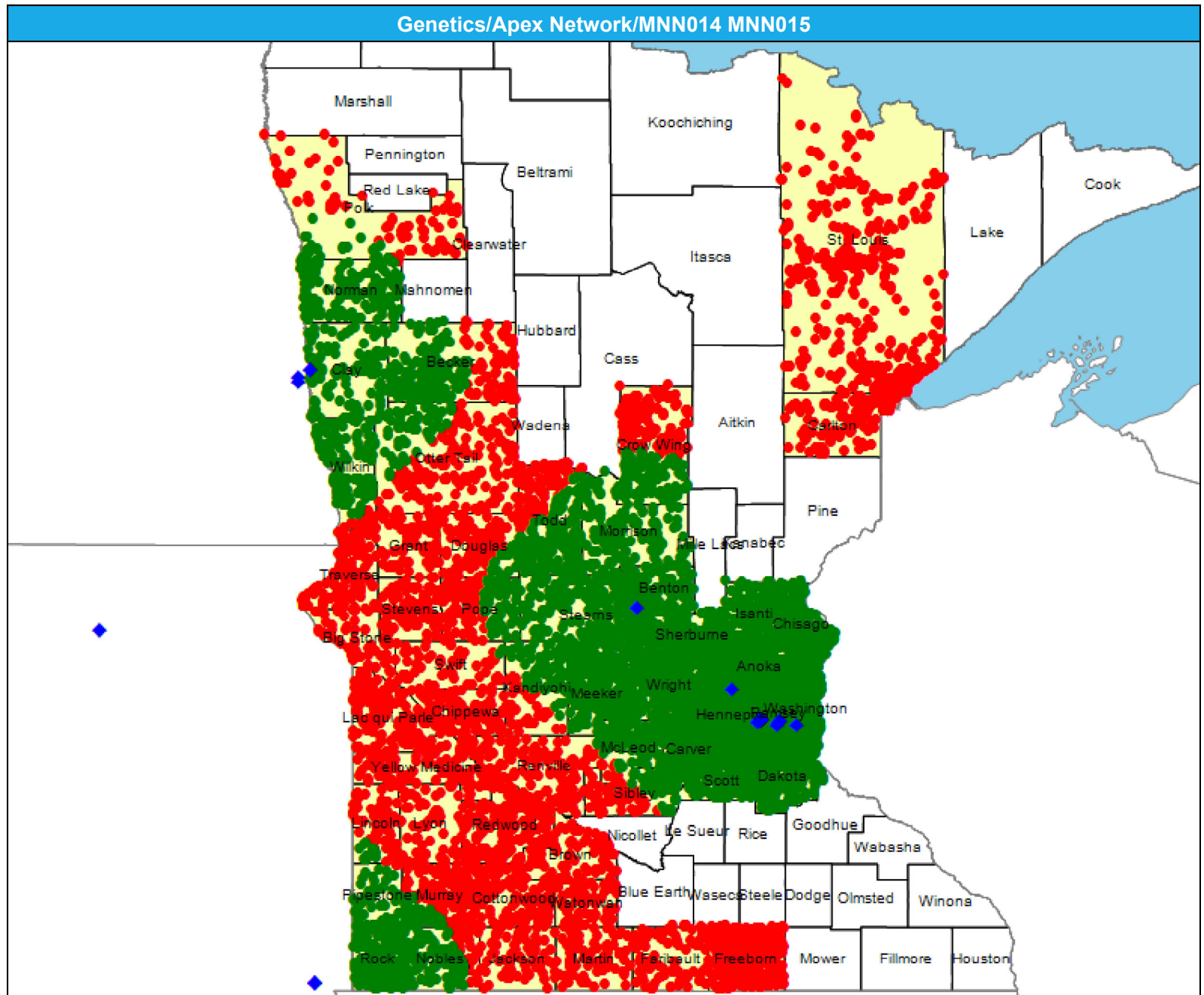
The Access Standard is defined as (National Proxy Census (Apex Network)) eligibles accessing:

1 (Genetics) provider in 60 miles or 60 minutes

Service Areas

□ Apex Network

21.57 miles



Access Detail By County SSA

May 8, 2024

Created by...
HealthPartners

Access Analysis

Genetics

Eligible / Provider Groups

National Proxy Census (Apex Network)

Genetics

¹ The Access Standard is defined as (National Proxy Census (Apex Network)) eligibles accessing:

¹ (Genetics) provider in 60 miles or 60 minutes

Genetics/Apex Network/MNN014 MNN015									
State Name	County	County SSA	Eligible	With Access ¹		Without Access ¹		Average Distance	Average Time
			#	#	%	#	%	1	1
Minnesota	Anoka	24010	1,740	1,740	100.0	0	0.0	13.2	17.8
	Becker	24020	364	280	76.9	84	23.1	51.8	56.5
	Benton	24040	243	243	100.0	0	0.0	10.3	12.3
	Big Stone	24050	101	0	0.0	101	100.0	97.0	108.0
	Brown	24070	135	0	0.0	135	100.0	89.8	110.4
	Carlton	24080	180	0	0.0	180	100.0	113.6	136.3
	Carver	24090	795	795	100.0	0	0.0	27.7	36.3
	Chippewa	24110	266	0	0.0	266	100.0	88.1	105.7
	Chisago	24120	271	271	100.0	0	0.0	38.1	46.2
	Clay	24130	324	324	100.0	0	0.0	10.5	11.6
	Cottonwood	24160	255	0	0.0	255	100.0	88.5	106.1
	Crow Wing	24170	348	167	48.0	181	52.0	62.2	74.6
	Dakota	24180	1,818	1,818	100.0	0	0.0	14.5	21.7
	Douglas	24200	191	20	10.5	171	89.5	66.1	79.2
	Faribault	24210	151	0	0.0	151	100.0	98.2	125.0
	Freeborn	24230	668	0	0.0	668	100.0	91.0	111.5
	Grant	24250	127	0	0.0	127	100.0	80.2	89.0
	Hennepin	24260	5,098	5,098	100.0	0	0.0	8.1	12.9
	Isanti	24290	226	226	100.0	0	0.0	34.4	41.5
	Jackson	24310	107	0	0.0	107	100.0	84.3	101.2
	Kandiyohi	24330	231	101	43.7	130	56.3	58.3	69.9
	Lac qui Parle	24360	265	0	0.0	265	100.0	104.0	122.3
	Lincoln	24400	118	14	11.9	104	88.1	68.5	82.1
	Lyon	24410	136	0	0.0	136	100.0	84.9	101.8
	Martin	24450	200	0	0.0	200	100.0	108.7	133.4
	McLeod	24420	199	186	93.5	13	6.5	48.5	59.0
	Meeker	24460	512	512	100.0	0	0.0	39.3	47.1
	Morrison	24480	187	184	98.4	3	1.6	34.6	41.5
	Murray	24500	321	45	14.0	276	86.0	66.6	79.9
	Nobles	24520	268	218	81.3	50	18.7	54.9	65.8
	Norman	24530	286	284	99.3	2	0.7	38.2	41.7
	Otter Tail	24550	302	69	22.8	233	77.2	66.5	73.4
	Pipestone	24580	106	101	95.3	5	4.7	47.6	57.0
	Polk	24590	156	20	12.8	136	87.2	70.4	76.8
	Pope	24600	232	123	53.0	109	47.0	61.4	73.7
	Ramsey	24610	2,586	2,586	100.0	0	0.0	4.8	7.9
	Redwood	24630	335	0	0.0	335	100.0	93.7	112.4
	Renville	24640	157	3	1.9	154	98.1	77.5	93.0
	Rock	24660	440	440	100.0	0	0.0	31.1	37.3
	Scott	24690	601	601	100.0	0	0.0	25.8	35.1

Access Detail By County SSA

May 8, 2024

Created by...
HealthPartners

Access Analysis

Genetics

Eligible / Provider Groups

National Proxy Census (Apex Network)
Genetics

¹ The Access Standard is defined as (National Proxy Census (Apex Network)) eligibles accessing:

1 (Genetics) provider in 60 miles or 60 minutes

Genetics/Apex Network/MNN014 MNN015									
State Name	County	County SSA	Eligible	With Access ¹		Without Access ¹		Average Distance	Average Time
			#	#	%	#	%	1	1
Minnesota	Sherburne	24700	498	498	100.0	0	0.0	21.7	26.0
	Sibley	24710	167	90	53.9	77	46.1	58.8	74.0
	St. Louis	24680	919	0	0.0	919	100.0	146.0	181.2
	Stearns	24720	798	798	100.0	0	0.0	16.3	19.6
	Stevens	24740	199	0	0.0	199	100.0	85.7	101.7
	Swift	24750	102	2	2.0	100	98.0	79.3	95.2
	Todd	24760	286	180	62.9	106	37.1	55.7	66.8
	Traverse	24770	259	0	0.0	259	100.0	76.0	85.4
	Washington	24810	1,030	1,030	100.0	0	0.0	10.5	13.1
	Watonwan	24820	131	0	0.0	131	100.0	101.7	122.2
	Wilkin	24830	282	252	89.4	30	10.6	45.7	50.6
	Wright	24850	743	743	100.0	0	0.0	22.0	26.5
	Yellow Medicine	24860	199	0	0.0	199	100.0	94.1	112.9
	Grand Totals			26,659	20,062	75.3	6,597	24.7	36.6

Infectious Disease/Apex Network/MNN014 MNN015

May 8, 2024

Created by...

HealthPartners

Infectious Disease

143 providers at 85 locations

◆ All providers

Infectious Disease

Employee Group

National Proxy Census (Apex Network)

Provider Group

Infectious Disease

26,659 eligible locations

● With access (25,714)

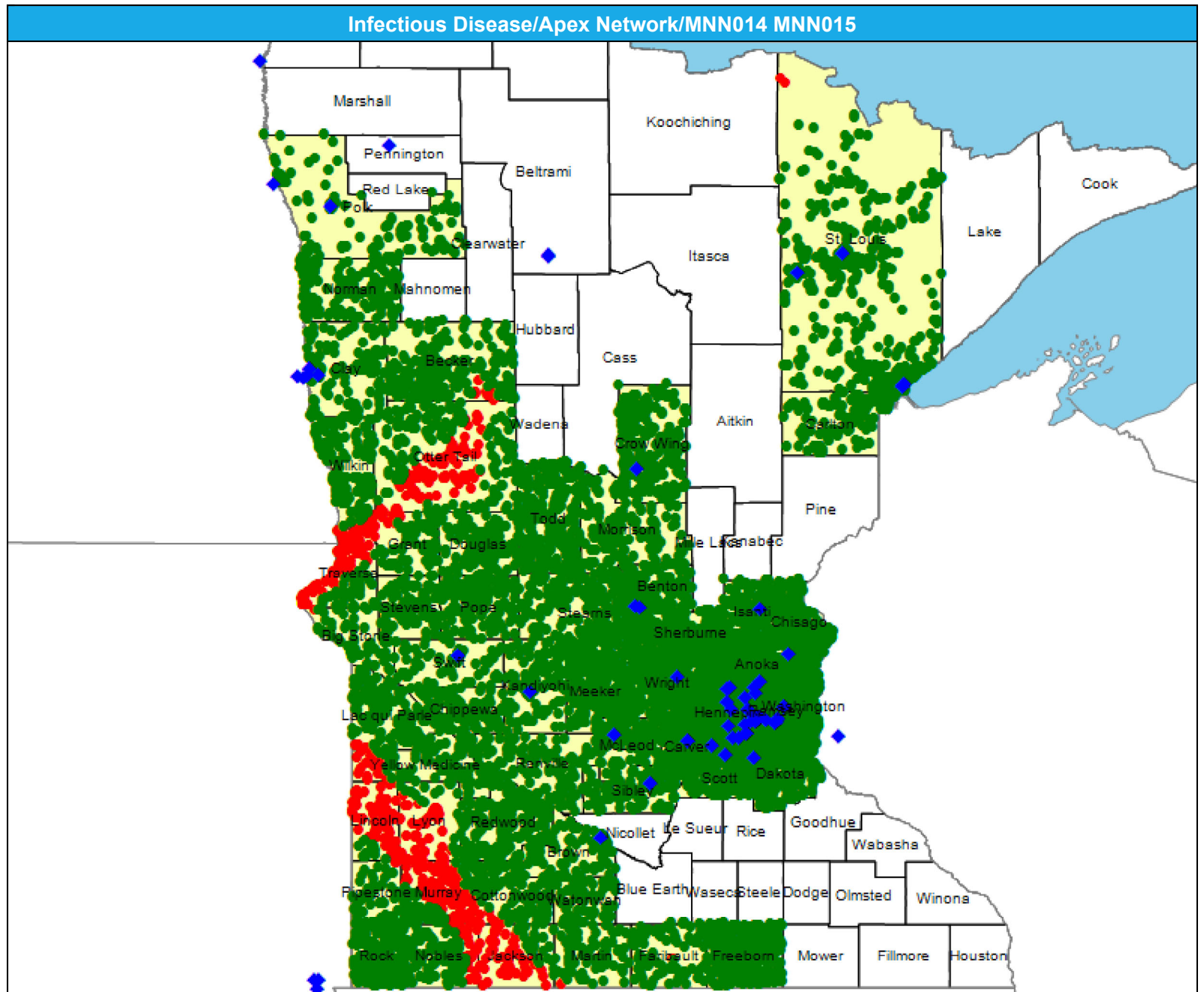
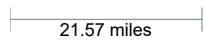
● Without access (945)

The Access Standard is defined as (National Proxy Census (Apex Network)) eligibles accessing:

1 (Infectious Disease) provider in 60 miles or 60 minutes

Service Areas

□ Apex Network



Access Detail By County SSA

May 8, 2024

Created by...
HealthPartners

Access Analysis
Infectious Disease

Eligible / Provider Groups
National Proxy Census (Apex Network)
Infectious Disease

¹ The Access Standard is defined as (National Proxy Census (Apex Network)) eligibles accessing:
1 (Infectious Disease) provider in 60 miles or 60 minutes

Infectious Disease/Apex Network/MNN014 MNN015									
State Name	County	County SSA	Eligible	With Access ¹		Without Access ¹		Average Distance	Average Time
			#	#	%	#	%	1	1
Minnesota	Anoka	24010	1,740	1,740	100.0	0	0.0	6.7	8.4
	Becker	24020	364	358	98.4	6	1.6	44.3	48.3
	Benton	24040	243	243	100.0	0	0.0	9.3	11.2
	Big Stone	24050	101	100	99.0	1	1.0	43.1	46.9
	Brown	24070	135	135	100.0	0	0.0	11.9	12.9
	Carlton	24080	180	180	100.0	0	0.0	29.2	35.0
	Carver	24090	795	795	100.0	0	0.0	5.5	6.1
	Chippewa	24110	266	266	100.0	0	0.0	26.6	29.0
	Chisago	24120	271	271	100.0	0	0.0	12.4	13.4
	Clay	24130	324	324	100.0	0	0.0	8.8	9.7
	Cottonwood	24160	255	250	98.0	5	2.0	50.3	54.8
	Crow Wing	24170	348	348	100.0	0	0.0	15.2	16.6
	Dakota	24180	1,818	1,818	100.0	0	0.0	8.4	11.0
	Douglas	24200	191	191	100.0	0	0.0	45.4	49.5
	Faribault	24210	151	150	99.3	1	0.7	53.3	58.1
	Freeborn	24230	668	668	100.0	0	0.0	39.3	43.0
	Grant	24250	127	113	89.0	14	11.0	52.4	57.1
	Hennepin	24260	5,098	5,098	100.0	0	0.0	3.2	4.8
	Isanti	24290	226	226	100.0	0	0.0	8.0	8.7
	Jackson	24310	107	29	27.1	78	72.9	62.6	68.7
	Kandiyohi	24330	231	231	100.0	0	0.0	8.7	9.4
	Lac qui Parle	24360	265	263	99.2	2	0.8	43.1	47.0
	Lincoln	24400	118	19	16.1	99	83.9	66.2	77.0
	Lyon	24410	136	42	30.9	94	69.1	61.9	67.6
	Martin	24450	200	199	99.5	1	0.5	46.5	50.7
	McLeod	24420	199	199	100.0	0	0.0	9.4	10.2
	Meeker	24460	512	512	100.0	0	0.0	21.1	23.2
	Morrison	24480	187	187	100.0	0	0.0	27.1	30.5
	Murray	24500	321	96	29.9	225	70.1	62.5	72.5
	Nobles	24520	268	236	88.1	32	11.9	53.3	63.9
	Norman	24530	286	286	100.0	0	0.0	33.7	36.7
	Otter Tail	24550	302	206	68.2	96	31.8	57.0	62.1
	Pipestone	24580	106	102	96.2	4	3.8	46.2	55.4
	Polk	24590	156	156	100.0	0	0.0	18.5	20.1
	Pope	24600	232	232	100.0	0	0.0	27.7	30.2
	Ramsey	24610	2,586	2,586	100.0	0	0.0	3.1	5.1
	Redwood	24630	335	335	100.0	0	0.0	40.6	44.3
	Renville	24640	157	157	100.0	0	0.0	26.9	29.3
	Rock	24660	440	440	100.0	0	0.0	29.8	35.7
	Scott	24690	601	601	100.0	0	0.0	7.8	8.8

Access Detail By County SSA

May 8, 2024

Created by...
HealthPartners

Access Analysis
Infectious Disease

Eligible / Provider Groups
National Proxy Census (Apex Network)
Infectious Disease

¹ The Access Standard is defined as (National Proxy Census (Apex Network)) eligibles accessing:
1 (Infectious Disease) provider in 60 miles or 60 minutes

Infectious Disease/Apex Network/MNN014 MNN015									
State Name	County	County SSA	Eligible	With Access ¹		Without Access ¹		Average Distance	Average Time
			#	#	%	#	%	1	1
Minnesota	Sherburne	24700	498	498	100.0	0	0.0	16.9	19.0
	Sibley	24710	167	167	100.0	0	0.0	10.8	11.8
	St. Louis	24680	919	917	99.8	2	0.2	12.6	14.5
	Stearns	24720	798	798	100.0	0	0.0	15.2	17.9
	Stevens	24740	199	199	100.0	0	0.0	31.4	34.2
	Swift	24750	102	102	100.0	0	0.0	12.6	13.7
	Todd	24760	286	286	100.0	0	0.0	41.8	46.7
	Traverse	24770	259	46	17.8	213	82.2	62.9	68.6
	Washington	24810	1,030	1,030	100.0	0	0.0	10.4	13.7
	Watonwan	24820	131	131	100.0	0	0.0	27.9	30.4
	Wilkin	24830	282	261	92.6	21	7.4	42.2	46.0
	Wright	24850	743	743	100.0	0	0.0	11.6	12.8
	Yellow Medicine	24860	199	148	74.4	51	25.6	48.0	52.3
	Grand Totals			26,659	25,714	96.5	945	3.5	17.1

Mammography/Apex Network/MNN014 MNN015

May 8, 2024

Created by...

HealthPartners

Mammography

246 providers at 276 locations

- ◆ All providers

Mammography

Employee Group

National Proxy Census (Apex Network)

Provider Group

Mammography

26,659 eligible locations

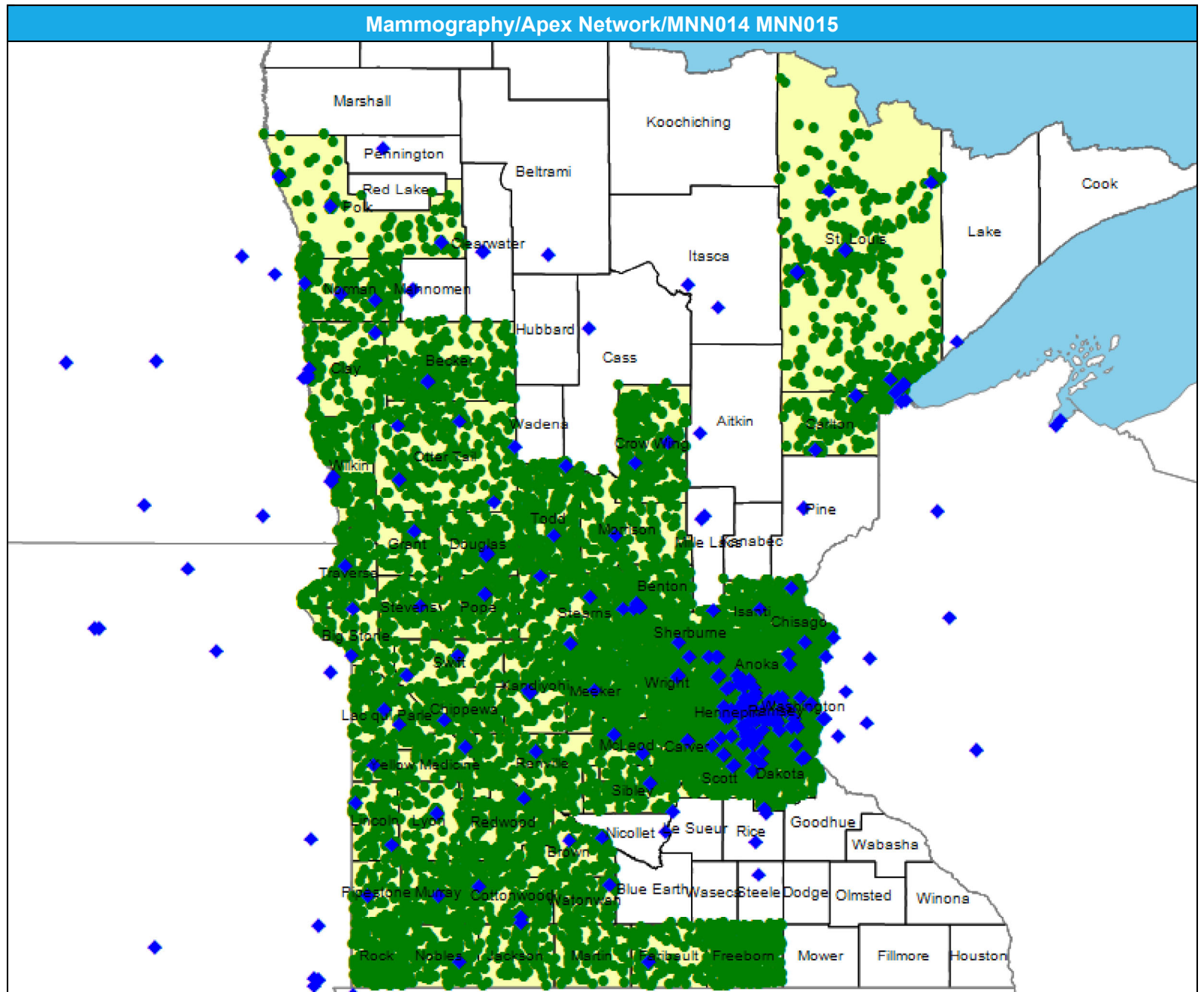
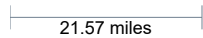
- With access (26,659)
- Without access (0)

The Access Standard is defined as (National Proxy Census (Apex Network)) eligibles accessing:

1 (Mammography) provider in 60 miles or 60 minutes

Service Areas

- Apex Network



Access Detail By County SSA

May 8, 2024

Created by...
HealthPartners

Access Analysis

Mammography

Eligible / Provider Groups

National Proxy Census (Apex Network)

Mammography

¹ The Access Standard is defined as (National Proxy Census (Apex Network)) eligibles accessing:

¹ (Mammography) provider in 60 miles or 60 minutes

Mammography/Apex Network/MNN014 MNN015									
State Name	County	County SSA	Eligible	With Access ¹		Without Access ¹		Average Distance	Average Time
			#	#	%	#	%	1	1
Minnesota	Anoka	24010	1,740	1,740	100.0	0	0.0	4.8	5.9
	Becker	24020	364	364	100.0	0	0.0	12.4	13.5
	Benton	24040	243	243	100.0	0	0.0	8.5	9.4
	Big Stone	24050	101	101	100.0	0	0.0	6.5	7.1
	Brown	24070	135	135	100.0	0	0.0	6.3	6.8
	Carlton	24080	180	180	100.0	0	0.0	7.0	7.6
	Carver	24090	795	795	100.0	0	0.0	5.0	5.5
	Chippewa	24110	266	266	100.0	0	0.0	6.4	7.0
	Chisago	24120	271	271	100.0	0	0.0	6.1	6.6
	Clay	24130	324	324	100.0	0	0.0	7.0	8.0
	Cottonwood	24160	255	255	100.0	0	0.0	7.1	7.7
	Crow Wing	24170	348	348	100.0	0	0.0	10.7	11.6
	Dakota	24180	1,818	1,818	100.0	0	0.0	3.7	4.7
	Douglas	24200	191	191	100.0	0	0.0	7.0	7.6
	Faribault	24210	151	151	100.0	0	0.0	13.8	15.0
	Freeborn	24230	668	668	100.0	0	0.0	32.6	35.6
	Grant	24250	127	127	100.0	0	0.0	10.8	11.8
	Hennepin	24260	5,098	5,098	100.0	0	0.0	2.2	3.3
	Isanti	24290	226	226	100.0	0	0.0	7.4	8.0
	Jackson	24310	107	107	100.0	0	0.0	15.6	16.9
	Kandiyohi	24330	231	231	100.0	0	0.0	7.2	7.8
	Lac qui Parle	24360	265	265	100.0	0	0.0	5.8	6.2
	Lincoln	24400	118	118	100.0	0	0.0	7.4	8.0
	Lyon	24410	136	136	100.0	0	0.0	8.5	9.3
	Martin	24450	200	200	100.0	0	0.0	19.2	20.9
	McLeod	24420	199	199	100.0	0	0.0	6.1	6.6
	Meeker	24460	512	512	100.0	0	0.0	8.7	9.4
	Morrison	24480	187	187	100.0	0	0.0	10.1	11.0
	Murray	24500	321	321	100.0	0	0.0	9.0	9.8
	Nobles	24520	268	268	100.0	0	0.0	9.2	10.0
	Norman	24530	286	286	100.0	0	0.0	6.1	6.6
	Otter Tail	24550	302	302	100.0	0	0.0	8.2	8.9
	Pipestone	24580	106	106	100.0	0	0.0	6.7	7.2
	Polk	24590	156	156	100.0	0	0.0	8.8	9.5
	Pope	24600	232	232	100.0	0	0.0	7.9	8.5
	Ramsey	24610	2,586	2,586	100.0	0	0.0	1.8	2.9
	Redwood	24630	335	335	100.0	0	0.0	11.5	12.5
	Renville	24640	157	157	100.0	0	0.0	10.3	11.2
	Rock	24660	440	440	100.0	0	0.0	20.5	22.3
	Scott	24690	601	601	100.0	0	0.0	5.9	6.5

Access Detail By County SSA

May 8, 2024

Created by...
HealthPartners

Access Analysis

Mammography

Eligible / Provider Groups

National Proxy Census (Apex Network)

Mammography

¹ The Access Standard is defined as (National Proxy Census (Apex Network)) eligibles accessing:

1 (Mammography) provider in 60 miles or 60 minutes

Mammography/Apex Network/MNN014 MNN015									
State Name	County	County SSA	Eligible	With Access ¹		Without Access ¹		Average Distance	Average Time
			#	#	%	#	%	1	1
Minnesota	Sherburne	24700	498	498	100.0	0	0.0	4.9	5.3
	Sibley	24710	167	167	100.0	0	0.0	10.0	10.9
	St. Louis	24680	919	919	100.0	0	0.0	7.4	8.4
	Stearns	24720	798	798	100.0	0	0.0	6.3	6.9
	Stevens	24740	199	199	100.0	0	0.0	6.7	7.3
	Swift	24750	102	102	100.0	0	0.0	6.1	6.6
	Todd	24760	286	286	100.0	0	0.0	9.1	9.9
	Traverse	24770	259	259	100.0	0	0.0	7.9	8.6
	Washington	24810	1,030	1,030	100.0	0	0.0	2.9	3.5
	Watonwan	24820	131	131	100.0	0	0.0	13.1	14.3
	Wilkin	24830	282	282	100.0	0	0.0	10.5	11.5
	Wright	24850	743	743	100.0	0	0.0	8.0	8.8
	Yellow Medicine	24860	199	199	100.0	0	0.0	8.0	8.7
	Grand Totals			26,659	26,659	100.0	0	0.0	6.4

Nephrology/Apex Network/MNN014 MNN015

May 8, 2024

Created by...

HealthPartners

Nephrology

171 providers at 185 locations

- ◆ All providers

Nephrology

Employee Group

National Proxy Census (Apex Network)

Provider Group

Nephrology

26,659 eligible locations

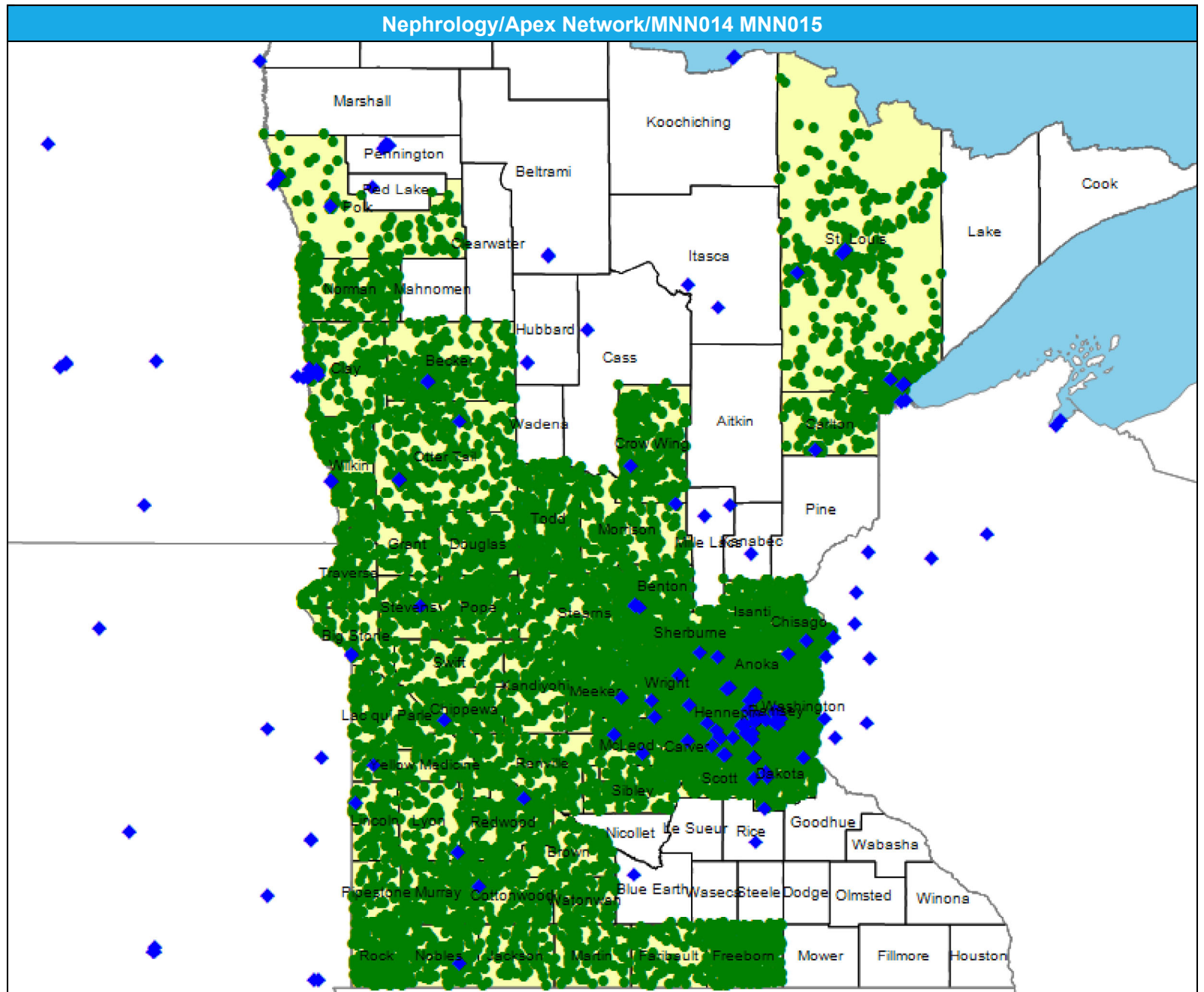
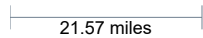
- With access (26,659)
- Without access (0)

The Access Standard is defined as (National Proxy Census (Apex Network)) eligibles accessing:

1 (Nephrology) provider in 60 miles or 60 minutes

Service Areas

- Apex Network



Access Detail By County SSA

May 8, 2024

Created by...
HealthPartners

Access Analysis

Nephrology

Eligible / Provider Groups

National Proxy Census (Apex Network)

Nephrology

¹ The Access Standard is defined as (National Proxy Census (Apex Network)) eligibles accessing:

1 (Nephrology) provider in 60 miles or 60 minutes

Nephrology/Apex Network/MNN014 MNN015									
State Name	County	County SSA	Eligible	With Access ¹		Without Access ¹		Average Distance	Average Time
			#	#	%	#	%	1	1
Minnesota	Anoka	24010	1,740	1,740	100.0	0	0.0	7.7	10.3
	Becker	24020	364	364	100.0	0	0.0	10.9	11.9
	Benton	24040	243	243	100.0	0	0.0	9.1	10.2
	Big Stone	24050	101	101	100.0	0	0.0	11.1	12.1
	Brown	24070	135	135	100.0	0	0.0	25.5	27.7
	Carlton	24080	180	180	100.0	0	0.0	15.5	16.9
	Carver	24090	795	795	100.0	0	0.0	4.5	5.0
	Chippewa	24110	266	266	100.0	0	0.0	8.8	9.6
	Chisago	24120	271	271	100.0	0	0.0	10.5	11.4
	Clay	24130	324	324	100.0	0	0.0	8.2	9.2
	Cottonwood	24160	255	255	100.0	0	0.0	20.4	22.2
	Crow Wing	24170	348	348	100.0	0	0.0	14.5	15.8
	Dakota	24180	1,818	1,818	100.0	0	0.0	4.8	6.5
	Douglas	24200	191	191	100.0	0	0.0	40.3	43.9
	Faribault	24210	151	151	100.0	0	0.0	37.8	41.1
	Freeborn	24230	668	668	100.0	0	0.0	37.3	40.8
	Grant	24250	127	127	100.0	0	0.0	22.8	24.9
	Hennepin	24260	5,098	5,098	100.0	0	0.0	3.4	5.2
	Isanti	24290	226	226	100.0	0	0.0	20.0	21.7
	Jackson	24310	107	107	100.0	0	0.0	27.1	29.5
	Kandiyohi	24330	231	231	100.0	0	0.0	35.6	38.8
	Lac qui Parle	24360	265	265	100.0	0	0.0	18.9	20.6
	Lincoln	24400	118	118	100.0	0	0.0	15.9	17.3
	Lyon	24410	136	136	100.0	0	0.0	18.8	20.4
	Martin	24450	200	200	100.0	0	0.0	38.8	42.2
	McLeod	24420	199	199	100.0	0	0.0	4.5	4.8
	Meeker	24460	512	512	100.0	0	0.0	13.3	14.4
	Morrison	24480	187	187	100.0	0	0.0	24.2	26.4
	Murray	24500	321	321	100.0	0	0.0	18.3	20.0
	Nobles	24520	268	268	100.0	0	0.0	9.8	10.7
	Norman	24530	286	286	100.0	0	0.0	32.3	35.4
	Otter Tail	24550	302	302	100.0	0	0.0	14.1	15.3
	Pipestone	24580	106	106	100.0	0	0.0	35.9	39.4
	Polk	24590	156	156	100.0	0	0.0	15.8	17.1
	Pope	24600	232	232	100.0	0	0.0	25.5	27.8
	Ramsey	24610	2,586	2,586	100.0	0	0.0	3.1	5.0
	Redwood	24630	335	335	100.0	0	0.0	11.0	11.9
	Renville	24640	157	157	100.0	0	0.0	19.7	21.4
	Rock	24660	440	440	100.0	0	0.0	28.1	32.3
	Scott	24690	601	601	100.0	0	0.0	7.1	7.9

Access Detail By County SSA

May 8, 2024

Created by...
HealthPartners

Access Analysis

Nephrology

Eligible / Provider Groups

National Proxy Census (Apex Network)

Nephrology

¹ The Access Standard is defined as (National Proxy Census (Apex Network)) eligibles accessing:

1 (Nephrology) provider in 60 miles or 60 minutes

Nephrology/Apex Network/MNN014 MNN015									
State Name	County	County SSA	Eligible	With Access ¹		Without Access ¹		Average Distance	Average Time
			#	#	%	#	%	1	1
Minnesota	Sherburne	24700	498	498	100.0	0	0.0	7.7	8.5
	Sibley	24710	167	167	100.0	0	0.0	18.8	20.5
	St. Louis	24680	919	919	100.0	0	0.0	11.5	12.8
	Stearns	24720	798	798	100.0	0	0.0	15.7	17.3
	Stevens	24740	199	199	100.0	0	0.0	6.9	7.5
	Swift	24750	102	102	100.0	0	0.0	26.4	28.7
	Todd	24760	286	286	100.0	0	0.0	40.7	44.4
	Traverse	24770	259	259	100.0	0	0.0	31.3	34.1
	Washington	24810	1,030	1,030	100.0	0	0.0	8.6	10.8
	Watonwan	24820	131	131	100.0	0	0.0	25.1	27.4
	Wilkin	24830	282	282	100.0	0	0.0	12.2	13.3
	Wright	24850	743	743	100.0	0	0.0	7.2	7.9
	Yellow Medicine	24860	199	199	100.0	0	0.0	13.7	15.0
	Grand Totals			26,659	26,659	100.0	0	0.0	11.4

Neurology and Neurological Surgery/Apex Network/MNN014 MNN015

May 8, 2024

Created by...

HealthPartners

Neurology and Neurological Surgery

532 providers at 230 locations

◆ All providers

Neurology and Neurological Surgery

Employee Group

National Proxy Census (Apex Network)

Provider Group

Neurology and Neurological Surgery

26,659 eligible locations

● With access (26,611)

● Without access (48)

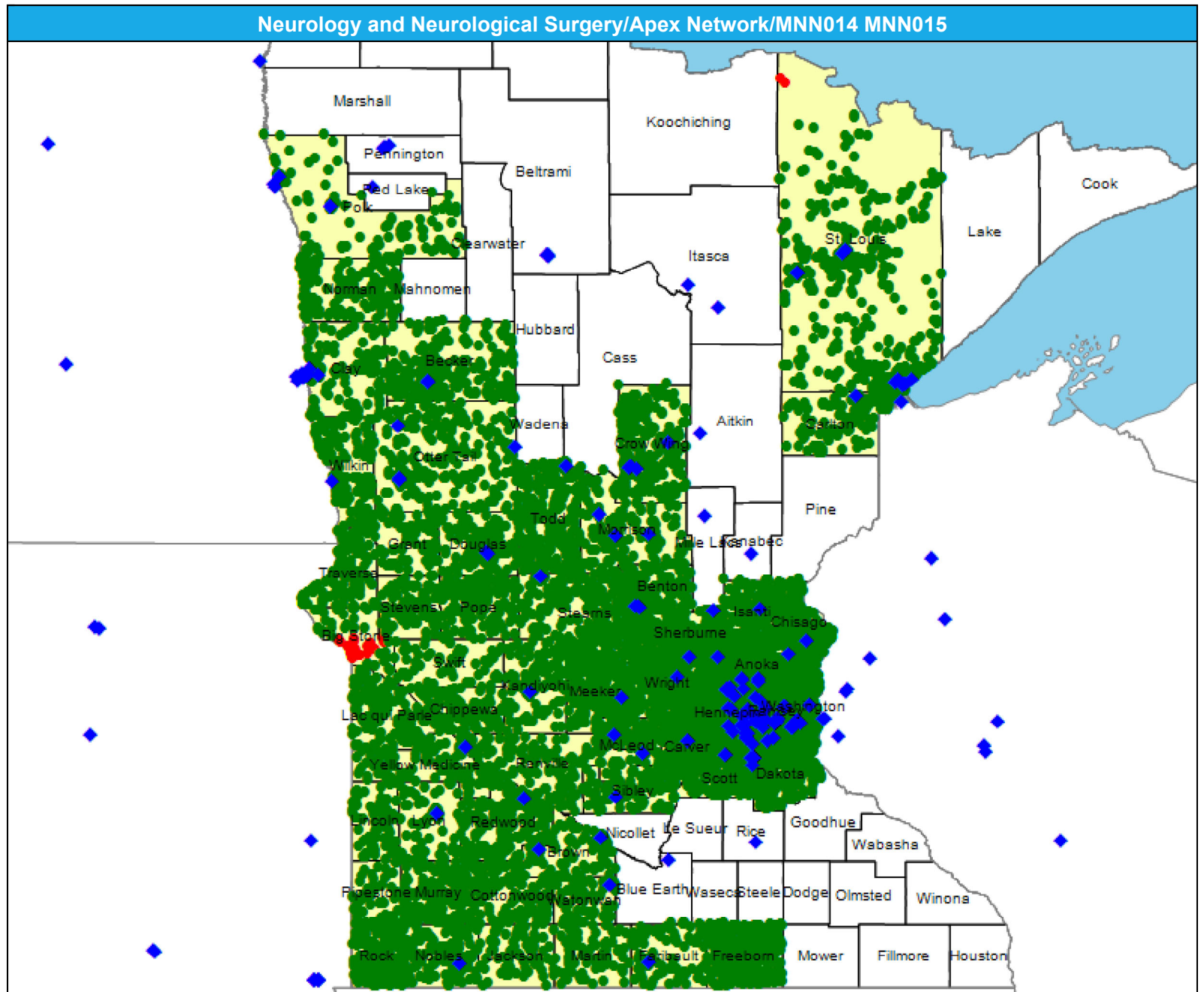
The Access Standard is defined as (National Proxy Census (Apex Network)) eligibles accessing:

1 (Neurology and Neurological Surgery) provider in 60 miles or 60 minutes

Service Areas

□ Apex Network

21.57 miles



Access Detail By County SSA

May 8, 2024

Created by...
HealthPartners

Access Analysis

Neurology and Neurological Surgery

Eligible / Provider Groups

National Proxy Census (Apex Network)

Neurology and Neurological Surgery

¹ The Access Standard is defined as (National Proxy Census (Apex Network)) eligibles accessing:

1 (Neurology and Neurological Surgery) provider in 60 miles or 60 minutes

Neurology and Neurological Surgery/Apex Network/MNN014 MNN015									
State Name	County	County SSA	Eligible	With Access ¹		Without Access ¹		Average Distance	Average Time
			#	#	%	#	%	1	1
Minnesota	Anoka	24010	1,740	1,740	100.0	0	0.0	4.9	6.4
	Becker	24020	364	364	100.0	0	0.0	13.3	14.5
	Benton	24040	243	243	100.0	0	0.0	8.6	9.9
	Big Stone	24050	101	55	54.5	46	45.5	58.8	64.1
	Brown	24070	135	135	100.0	0	0.0	6.5	7.1
	Carlton	24080	180	180	100.0	0	0.0	12.2	13.2
	Carver	24090	795	795	100.0	0	0.0	7.4	8.3
	Chippewa	24110	266	266	100.0	0	0.0	17.5	19.0
	Chisago	24120	271	271	100.0	0	0.0	9.1	9.9
	Clay	24130	324	324	100.0	0	0.0	8.0	8.8
	Cottonwood	24160	255	255	100.0	0	0.0	26.2	28.6
	Crow Wing	24170	348	348	100.0	0	0.0	10.3	11.2
	Dakota	24180	1,818	1,818	100.0	0	0.0	6.0	7.2
	Douglas	24200	191	191	100.0	0	0.0	8.1	8.8
	Faribault	24210	151	151	100.0	0	0.0	13.8	15.0
	Freeborn	24230	668	668	100.0	0	0.0	34.8	38.0
	Grant	24250	127	127	100.0	0	0.0	24.4	26.6
	Hennepin	24260	5,098	5,098	100.0	0	0.0	2.8	4.3
	Isanti	24290	226	226	100.0	0	0.0	7.4	8.0
	Jackson	24310	107	107	100.0	0	0.0	27.4	29.8
	Kandiyohi	24330	231	231	100.0	0	0.0	8.7	9.4
	Lac qui Parle	24360	265	265	100.0	0	0.0	37.8	41.1
	Lincoln	24400	118	118	100.0	0	0.0	25.7	28.0
	Lyon	24410	136	136	100.0	0	0.0	9.5	10.3
	Martin	24450	200	200	100.0	0	0.0	22.6	24.7
	McLeod	24420	199	199	100.0	0	0.0	5.9	6.4
	Meeker	24460	512	512	100.0	0	0.0	13.0	14.1
	Morrison	24480	187	187	100.0	0	0.0	7.4	8.1
	Murray	24500	321	321	100.0	0	0.0	27.3	29.7
	Nobles	24520	268	268	100.0	0	0.0	9.9	10.7
	Norman	24530	286	286	100.0	0	0.0	32.5	35.4
	Otter Tail	24550	302	302	100.0	0	0.0	12.7	13.8
	Pipestone	24580	106	106	100.0	0	0.0	38.1	41.6
	Polk	24590	156	156	100.0	0	0.0	15.7	17.1
	Pope	24600	232	232	100.0	0	0.0	20.9	22.7
	Ramsey	24610	2,586	2,586	100.0	0	0.0	2.4	3.7
	Redwood	24630	335	335	100.0	0	0.0	11.2	12.2
	Renville	24640	157	157	100.0	0	0.0	17.8	19.4
	Rock	24660	440	440	100.0	0	0.0	28.1	31.7
	Scott	24690	601	601	100.0	0	0.0	7.3	8.2

Access Detail By County SSA

May 8, 2024

Created by...
HealthPartners

Access Analysis

Neurology and Neurological Surgery

Eligible / Provider Groups

National Proxy Census (Apex Network)

Neurology and Neurological Surgery

¹ The Access Standard is defined as (National Proxy Census (Apex Network)) eligibles accessing:

1 (Neurology and Neurological Surgery) provider in 60 miles or 60 minutes

Neurology and Neurological Surgery/Apex Network/MNN014 MNN015									
State Name	County	County SSA	Eligible	With Access ¹		Without Access ¹		Average Distance	Average Time
			#	#	%	#	%	1	1
Minnesota	Sherburne	24700	498	498	100.0	0	0.0	6.6	7.2
	Sibley	24710	167	167	100.0	0	0.0	11.9	13.0
	St. Louis	24680	919	917	99.8	2	0.2	11.0	12.1
	Stearns	24720	798	798	100.0	0	0.0	10.8	12.5
	Stevens	24740	199	199	100.0	0	0.0	42.1	45.9
	Swift	24750	102	102	100.0	0	0.0	37.2	40.5
	Todd	24760	286	286	100.0	0	0.0	14.1	15.3
	Traverse	24770	259	259	100.0	0	0.0	36.2	39.5
	Washington	24810	1,030	1,030	100.0	0	0.0	4.7	5.6
	Watonwan	24820	131	131	100.0	0	0.0	13.8	15.0
	Wilkin	24830	282	282	100.0	0	0.0	11.3	12.3
	Wright	24850	743	743	100.0	0	0.0	8.2	9.0
	Yellow Medicine	24860	199	199	100.0	0	0.0	18.9	20.6
	Grand Totals			26,659	26,611	99.8	48	0.2	10.3

Obstetrics and Gynecology Physicians, Certified Nurse Midwives, Certified Professional Midwives, and/or OB/GYN Nurse Practitioners/Apex/MNN014 MNN015

May 8, 2024

Created by...

HealthPartners

Obstetrics and Gynecology Physicians, Certified Nurse Midwives, Certified Professional Midwives, and/or OB/GYN Nurse Practitioners

1,714 providers at 573 locations

◆ All providers

OB/GYN

Employee Group

National Proxy Census (Apex Network)

Provider Group

Obstetrics and Gynecology Physicians, Certified Nurse Midwives, Certified Professional Midwives, and/or OB/GYN Nurse Practitioners

26,659 eligible locations

● With access (26,659)

● Without access (0)

The Access Standard is defined as (National Proxy Census (Apex Network)) eligibles accessing:

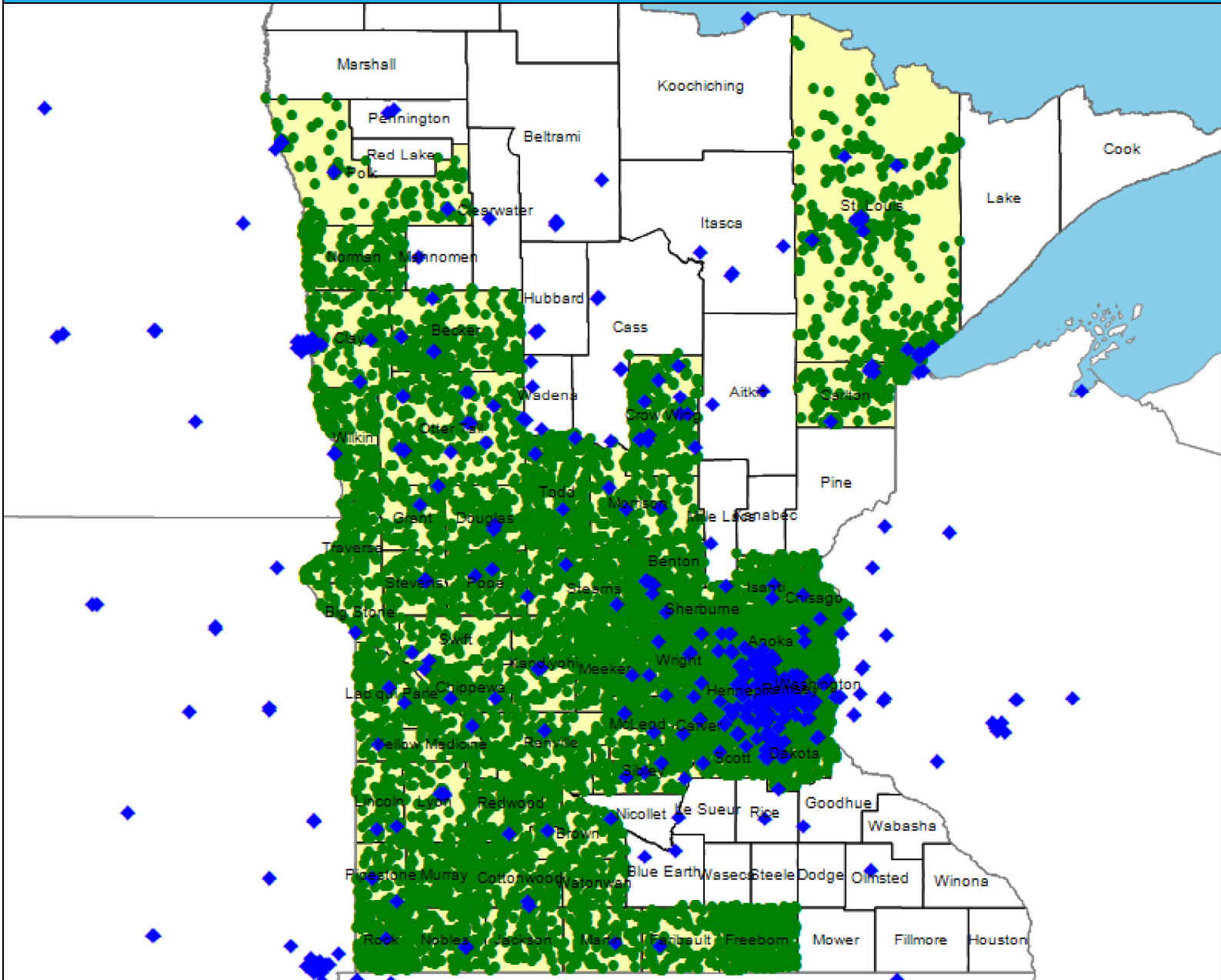
1 (Obstetrics and Gynecology Physicians, Certified Nurse Midwives, Certified Professional Midwives, and/or OB/GYN Nurse Practitioners) provider in 60 miles or 60 minutes

Service Areas

□ Apex Network

21.57 miles

Obstetrics and Gynecology Physicians, Certified Nurse Midwives, Certified Professional Midwives, and/or OB/GYN NPs/Apex/MNN014 MNN015



Access Detail By County SSA

May 8, 2024

Created by...
HealthPartners

Access Analysis

OB/GYN

Eligible / Provider Groups

National Proxy Census (Apex Network)
Obstetrics and Gynecology Physicians, Certified Nurse Midwives, Certified Professional Midwives, and/or OB/GYN Nurse Practitioners

¹ The Access Standard is defined as (National Proxy Census (Apex Network)) eligibles accessing:

1 (Obstetrics and Gynecology Physicians, Certified Nurse Midwives, Certified Professional Midwives, and/or OB/GYN Nurse Practitioners) provider in 60 miles or 60 minutes

Obstetrics and Gynecology Physicians, Certified Nurse Midwives, Certified Prof Midwives, OB/GYN NPs/Apex/MNN014 MNN015										
State Name	County	County SSA	Eligible		With Access ¹		Without Access ¹		Average Distance	Average Time
			#	%	#	%	#	%	1	1
Minnesota	Anoka	24010	1,740	100.0	1,740	100.0	0	0.0	3.4	4.2
	Becker	24020	364	100.0	364	100.0	0	0.0	7.8	8.5
	Benton	24040	243	100.0	243	100.0	0	0.0	7.0	7.7
	Big Stone	24050	101	100.0	101	100.0	0	0.0	10.5	11.5
	Brown	24070	135	100.0	135	100.0	0	0.0	6.7	7.3
	Carlton	24080	180	100.0	180	100.0	0	0.0	5.9	6.4
	Carver	24090	795	100.0	795	100.0	0	0.0	2.8	3.1
	Chippewa	24110	266	100.0	266	100.0	0	0.0	3.9	4.2
	Chisago	24120	271	100.0	271	100.0	0	0.0	5.7	6.2
	Clay	24130	324	100.0	324	100.0	0	0.0	3.9	4.3
	Cottonwood	24160	255	100.0	255	100.0	0	0.0	9.3	10.1
	Crow Wing	24170	348	100.0	348	100.0	0	0.0	4.7	5.1
	Dakota	24180	1,818	100.0	1,818	100.0	0	0.0	2.3	2.8
	Douglas	24200	191	100.0	191	100.0	0	0.0	6.6	7.2
	Faribault	24210	151	100.0	151	100.0	0	0.0	13.8	15.0
	Freeborn	24230	668	100.0	668	100.0	0	0.0	34.3	37.5
	Grant	24250	127	100.0	127	100.0	0	0.0	9.8	10.6
	Hennepin	24260	5,098	100.0	5,098	100.0	0	0.0	1.6	2.5
	Isanti	24290	226	100.0	226	100.0	0	0.0	5.6	6.1
	Jackson	24310	107	100.0	107	100.0	0	0.0	15.5	16.9
	Kandiyohi	24330	231	100.0	231	100.0	0	0.0	7.1	7.7
	Lac qui Parle	24360	265	100.0	265	100.0	0	0.0	5.7	6.1
	Lincoln	24400	118	100.0	118	100.0	0	0.0	9.8	10.6
	Lyon	24410	136	100.0	136	100.0	0	0.0	7.9	8.5
	Martin	24450	200	100.0	200	100.0	0	0.0	8.2	8.9
	McLeod	24420	199	100.0	199	100.0	0	0.0	4.2	4.6
	Meeker	24460	512	100.0	512	100.0	0	0.0	11.6	12.6
	Morrison	24480	187	100.0	187	100.0	0	0.0	7.0	7.6
	Murray	24500	321	100.0	321	100.0	0	0.0	20.3	22.1
	Nobles	24520	268	100.0	268	100.0	0	0.0	7.9	8.5
	Norman	24530	286	100.0	286	100.0	0	0.0	22.7	24.7
	Otter Tail	24550	302	100.0	302	100.0	0	0.0	5.8	6.3
	Pipestone	24580	106	100.0	106	100.0	0	0.0	4.2	4.5
	Polk	24590	156	100.0	156	100.0	0	0.0	9.3	10.1
	Pope	24600	232	100.0	232	100.0	0	0.0	5.9	6.4
	Ramsey	24610	2,586	100.0	2,586	100.0	0	0.0	1.2	1.9
	Redwood	24630	335	100.0	335	100.0	0	0.0	15.4	16.8
	Renville	24640	157	100.0	157	100.0	0	0.0	11.4	12.4
	Rock	24660	440	100.0	440	100.0	0	0.0	5.7	6.2
	Scott	24690	601	100.0	601	100.0	0	0.0	3.1	3.5

Access Detail By County SSA

May 8, 2024

Created by...
HealthPartners

Access Analysis

OB/GYN

Eligible / Provider Groups

National Proxy Census (Apex Network)
Obstetrics and Gynecology Physicians, Certified Nurse Midwives, Certified Professional Midwives, and/or OB/GYN Nurse Practitioners

¹ The Access Standard is defined as (National Proxy Census (Apex Network)) eligibles accessing:

1 (Obstetrics and Gynecology Physicians, Certified Nurse Midwives, Certified Professional Midwives, and/or OB/GYN Nurse Practitioners) provider in 60 miles or 60 minutes

Obstetrics and Gynecology Physicians, Certified Nurse Midwives, Certified Professional Midwives, and/or OB/GYN NPs/Apex/MNN014 MNN015									
State Name	County	County SSA	Eligible	With Access ¹		Without Access ¹		Average Distance	Average Time
			#	#	%	#	%	1	1
Minnesota	Sherburne	24700	498	498	100.0	0	0.0	5.3	5.8
	Sibley	24710	167	167	100.0	0	0.0	4.7	5.1
	St. Louis	24680	919	919	100.0	0	0.0	7.5	8.3
	Stearns	24720	798	798	100.0	0	0.0	6.4	7.0
	Stevens	24740	199	199	100.0	0	0.0	6.6	7.1
	Swift	24750	102	102	100.0	0	0.0	14.5	15.8
	Todd	24760	286	286	100.0	0	0.0	8.5	9.2
	Traverse	24770	259	259	100.0	0	0.0	26.5	28.9
	Washington	24810	1,030	1,030	100.0	0	0.0	2.7	3.2
	Watonwan	24820	131	131	100.0	0	0.0	20.9	22.7
	Wilkin	24830	282	282	100.0	0	0.0	9.9	10.7
	Wright	24850	743	743	100.0	0	0.0	3.6	3.9
	Yellow Medicine	24860	199	199	100.0	0	0.0	8.0	8.7
Grand Totals			26,659	26,659	100.0	0	0.0	5.9	6.7

Oncology Medical/Surgical/Apex Network/MNN014 MNN015

May 8, 2024

Created by...

HealthPartners

Oncology Medical/Surgical

418 providers at 283 locations

- ◆ All providers

Oncology Medical/Surgical

Employee Group

National Proxy Census (Apex Network)

Provider Group

Oncology Medical/Surgical

26,659 eligible locations

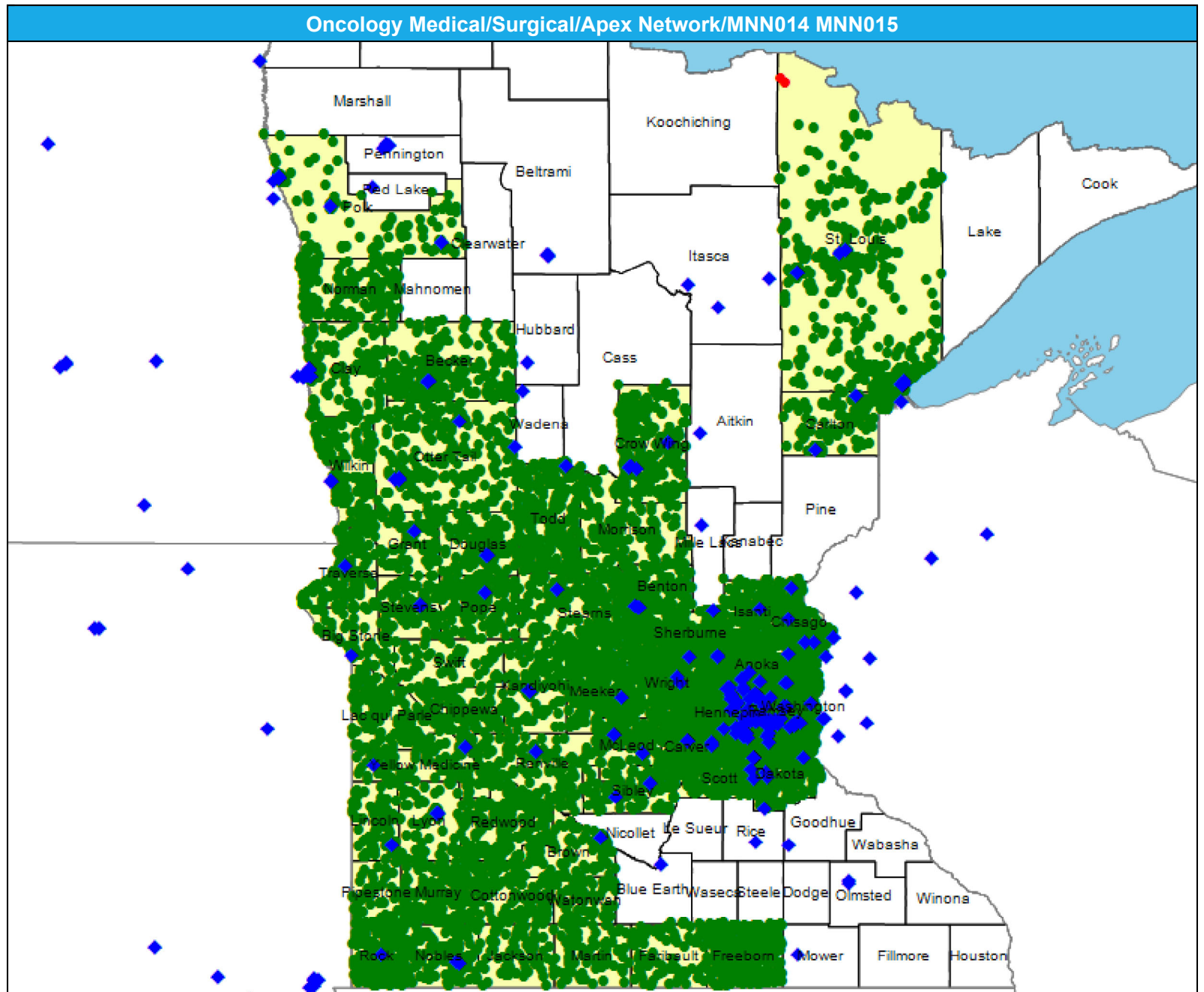
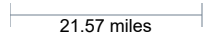
- With access (26,657)
- Without access (2)

The Access Standard is defined as (National Proxy Census (Apex Network)) eligibles accessing:

1 (Oncology Medical/Surgical) provider in 60 miles or 60 minutes

Service Areas

- Apex Network



Access Detail By County SSA

May 8, 2024

Created by...
HealthPartners

Access Analysis

Oncology Medical/Surgical

Eligible / Provider Groups

National Proxy Census (Apex Network)

Oncology Medical/Surgical

¹ The Access Standard is defined as (National Proxy Census (Apex Network)) eligibles accessing:

¹ (Oncology Medical/Surgical) provider in 60 miles or 60 minutes

Oncology Medical/Surgical/Open Access Network/MNN001									
State Name	County	County SSA	Eligible	With Access ¹		Without Access ¹		Average Distance	Average Time
			#	#	%	#	%	1	1
Minnesota	Anoka	24010	1,740	1,740	100.0	0	0.0	4.3	5.2
	Becker	24020	364	364	100.0	0	0.0	10.1	11.0
	Benton	24040	243	243	100.0	0	0.0	8.7	10.1
	Big Stone	24050	101	101	100.0	0	0.0	10.8	11.7
	Brown	24070	135	135	100.0	0	0.0	11.9	12.9
	Carlton	24080	180	180	100.0	0	0.0	7.0	7.6
	Carver	24090	795	795	100.0	0	0.0	5.0	5.6
	Chippewa	24110	266	266	100.0	0	0.0	17.4	18.9
	Chisago	24120	271	271	100.0	0	0.0	4.0	4.3
	Clay	24130	324	324	100.0	0	0.0	8.8	9.7
	Cottonwood	24160	255	255	100.0	0	0.0	38.2	41.6
	Crow Wing	24170	348	348	100.0	0	0.0	10.4	11.3
	Dakota	24180	1,818	1,818	100.0	0	0.0	3.7	4.7
	Douglas	24200	191	191	100.0	0	0.0	7.8	8.4
	Faribault	24210	151	151	100.0	0	0.0	37.4	40.8
	Freeborn	24230	668	668	100.0	0	0.0	24.3	26.6
	Grant	24250	127	127	100.0	0	0.0	10.8	11.7
	Hennepin	24260	5,098	5,098	100.0	0	0.0	2.6	3.8
	Isanti	24290	226	226	100.0	0	0.0	6.9	7.5
	Jackson	24310	107	107	100.0	0	0.0	27.8	30.2
	Kandiyohi	24330	231	231	100.0	0	0.0	8.2	8.9
	Lac qui Parle	24360	265	265	100.0	0	0.0	21.8	23.7
	Lincoln	24400	118	118	100.0	0	0.0	11.9	12.9
	Lyon	24410	136	136	100.0	0	0.0	8.4	9.1
	Martin	24450	200	200	100.0	0	0.0	44.9	48.9
	McLeod	24420	199	199	100.0	0	0.0	5.8	6.3
	Meeker	24460	512	512	100.0	0	0.0	13.0	14.1
	Morrison	24480	187	187	100.0	0	0.0	22.9	25.3
	Murray	24500	321	321	100.0	0	0.0	24.7	26.9
	Nobles	24520	268	268	100.0	0	0.0	8.4	9.1
	Norman	24530	286	286	100.0	0	0.0	31.8	34.6
	Otter Tail	24550	302	302	100.0	0	0.0	11.1	12.1
	Pipestone	24580	106	106	100.0	0	0.0	21.4	23.3
	Polk	24590	156	156	100.0	0	0.0	9.1	9.8
	Pope	24600	232	232	100.0	0	0.0	8.3	9.0
	Ramsey	24610	2,586	2,586	100.0	0	0.0	1.8	2.9
	Redwood	24630	335	335	100.0	0	0.0	24.5	26.6
	Renville	24640	157	157	100.0	0	0.0	11.5	12.5
	Rock	24660	440	440	100.0	0	0.0	7.2	7.8
	Scott	24690	601	601	100.0	0	0.0	8.6	9.7

Access Detail By County SSA

May 8, 2024

Created by...
HealthPartners

Access Analysis

Oncology Medical/Surgical

Eligible / Provider Groups

National Proxy Census (Apex Network)

Oncology Medical/Surgical

¹ The Access Standard is defined as (National Proxy Census (Apex Network)) eligibles accessing:

1 (Oncology Medical/Surgical) provider in 60 miles or 60 minutes

Oncology Medical/Surgical/Open Access Network/MNN001									
State Name	County	County SSA	Eligible	With Access ¹		Without Access ¹		Average Distance	Average Time
			#	#	%	#	%	1	1
Minnesota	Sherburne	24700	498	498	100.0	0	0.0	6.5	7.1
	Sibley	24710	167	167	100.0	0	0.0	7.7	8.4
	St. Louis	24680	919	917	99.8	2	0.2	11.4	12.7
	Stearns	24720	798	798	100.0	0	0.0	9.8	11.3
	Stevens	24740	199	199	100.0	0	0.0	6.7	7.3
	Swift	24750	102	102	100.0	0	0.0	25.7	28.0
	Todd	24760	286	286	100.0	0	0.0	16.1	17.6
	Traverse	24770	259	259	100.0	0	0.0	9.3	10.1
	Washington	24810	1,030	1,030	100.0	0	0.0	3.9	4.7
	Watonwan	24820	131	131	100.0	0	0.0	27.9	30.4
	Wilkin	24830	282	282	100.0	0	0.0	11.5	12.5
	Wright	24850	743	743	100.0	0	0.0	7.8	8.6
	Yellow Medicine	24860	199	199	100.0	0	0.0	8.1	8.8
	Grand Totals			26,659	26,657	99.9	2	0.1	8.5

Oncology Radiation/Apex Network/MNN014 MNN015

May 8, 2024

Created by...

HealthPartners

Oncology Radiation

314 providers at 189 locations

- ◆ All providers

Oncology Radiation

Employee Group

National Proxy Census (Apex Network)

Provider Group

Oncology Radiation

26,659 eligible locations

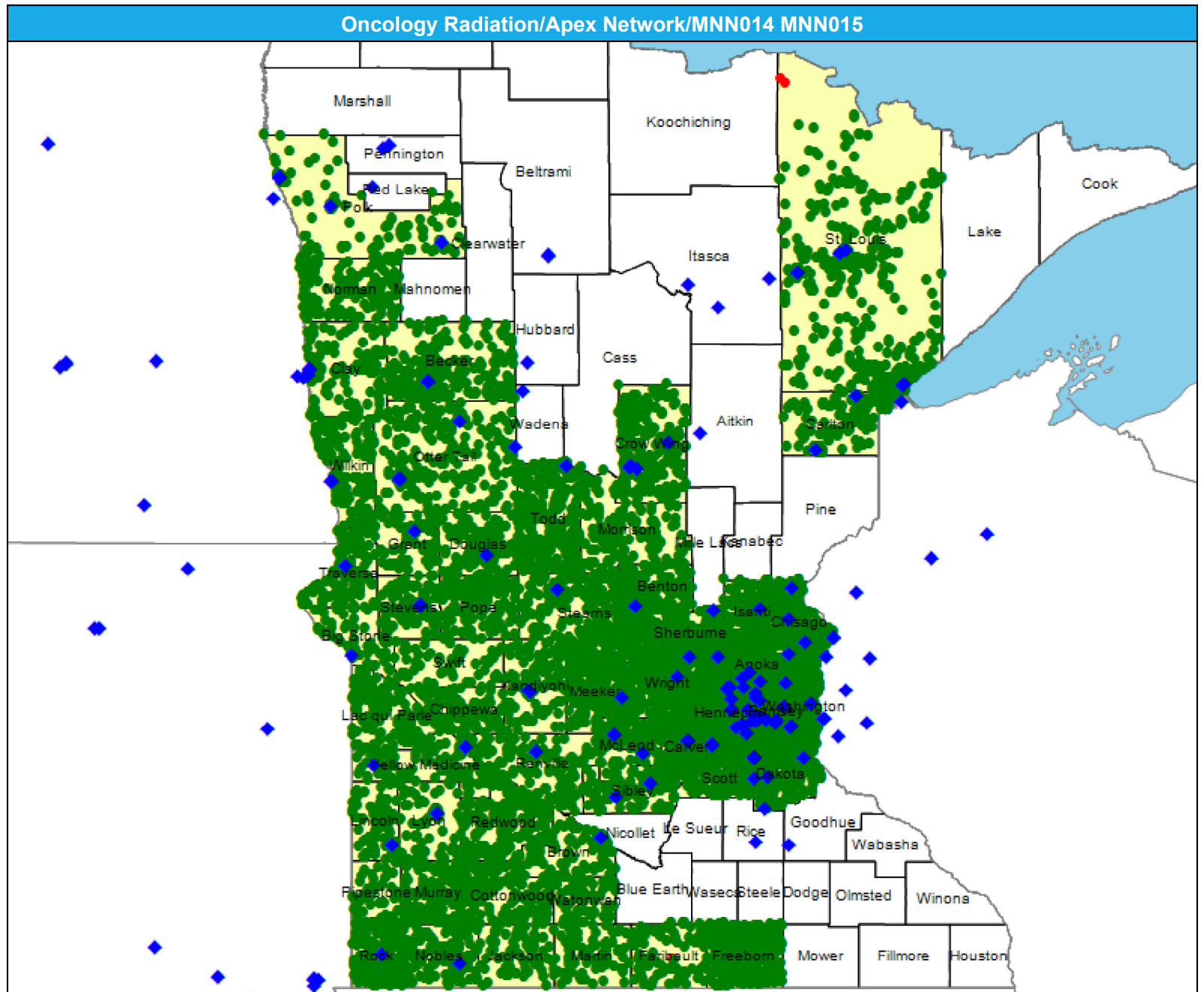
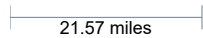
- With access (26,656)
- Without access (3)

The Access Standard is defined as (National Proxy Census (Apex Network)) eligibles accessing:

1 (Oncology Radiation) provider in 60 miles or 60 minutes

Service Areas

- Apex Network



Access Detail By County SSA

May 8, 2024

Created by...
HealthPartners

Access Analysis

Oncology Radiation

Eligible / Provider Groups

National Proxy Census (Apex Network)

Oncology Radiation

¹ The Access Standard is defined as (National Proxy Census (Apex Network)) eligibles accessing:

1 (Oncology Radiation) provider in 60 miles or 60 minutes

Oncology Radiation/Apex Network/MNN014 MNN015									
State Name	County	County SSA	Eligible	With Access ¹		Without Access ¹		Average Distance	Average Time
			#	#	%	#	%	1	1
Minnesota	Anoka	24010	1,740	1,740	100.0	0	0.0	4.3	5.3
	Becker	24020	364	364	100.0	0	0.0	10.3	11.2
	Benton	24040	243	243	100.0	0	0.0	9.8	11.5
	Big Stone	24050	101	101	100.0	0	0.0	10.8	11.7
	Brown	24070	135	135	100.0	0	0.0	11.9	12.9
	Carlton	24080	180	180	100.0	0	0.0	7.0	7.6
	Carver	24090	795	795	100.0	0	0.0	5.3	5.9
	Chippewa	24110	266	266	100.0	0	0.0	17.4	18.9
	Chisago	24120	271	271	100.0	0	0.0	4.2	4.5
	Clay	24130	324	324	100.0	0	0.0	9.4	10.8
	Cottonwood	24160	255	255	100.0	0	0.0	38.3	41.7
	Crow Wing	24170	348	348	100.0	0	0.0	10.4	11.3
	Dakota	24180	1,818	1,818	100.0	0	0.0	5.1	6.7
	Douglas	24200	191	191	100.0	0	0.0	8.1	8.8
	Faribault	24210	151	150	99.3	1	0.7	52.1	56.8
	Freeborn	24230	668	668	100.0	0	0.0	37.3	40.7
	Grant	24250	127	127	100.0	0	0.0	10.8	11.8
	Hennepin	24260	5,098	5,098	100.0	0	0.0	3.4	5.3
	Isanti	24290	226	226	100.0	0	0.0	6.9	7.5
	Jackson	24310	107	107	100.0	0	0.0	27.8	30.3
	Kandiyohi	24330	231	231	100.0	0	0.0	8.2	8.9
	Lac qui Parle	24360	265	265	100.0	0	0.0	21.8	23.7
	Lincoln	24400	118	118	100.0	0	0.0	11.9	12.9
	Lyon	24410	136	136	100.0	0	0.0	8.6	9.3
	Martin	24450	200	200	100.0	0	0.0	45.2	49.2
	McLeod	24420	199	199	100.0	0	0.0	5.8	6.3
	Meeker	24460	512	512	100.0	0	0.0	13.0	14.1
	Morrison	24480	187	187	100.0	0	0.0	24.6	27.3
	Murray	24500	321	321	100.0	0	0.0	25.4	27.6
	Nobles	24520	268	268	100.0	0	0.0	8.7	9.4
	Norman	24530	286	286	100.0	0	0.0	31.8	34.6
	Otter Tail	24550	302	302	100.0	0	0.0	11.2	12.2
	Pipestone	24580	106	106	100.0	0	0.0	21.4	23.3
	Polk	24590	156	156	100.0	0	0.0	9.1	9.8
	Pope	24600	232	232	100.0	0	0.0	17.3	18.9
	Ramsey	24610	2,586	2,586	100.0	0	0.0	2.7	4.3
	Redwood	24630	335	335	100.0	0	0.0	24.8	27.0
	Renville	24640	157	157	100.0	0	0.0	11.5	12.5
	Rock	24660	440	440	100.0	0	0.0	7.2	7.8
	Scott	24690	601	601	100.0	0	0.0	8.9	10.1

Access Detail By County SSA

May 8, 2024

Created by...
HealthPartners

Access Analysis

Oncology Radiation

Eligible / Provider Groups

National Proxy Census (Apex Network)

Oncology Radiation

¹ The Access Standard is defined as (National Proxy Census (Apex Network)) eligibles accessing:

1 (Oncology Radiation) provider in 60 miles or 60 minutes

Oncology Radiation/Apex Network/MNN014 MNN015										
State Name	County	County SSA	Eligible		With Access ¹		Without Access ¹		Average Distance	Average Time
			#	%	#	%	#	%	1	1
Minnesota	Sherburne	24700	498	100.0	498	100.0	0	0.0	6.9	7.6
	Sibley	24710	167	100.0	167	100.0	0	0.0	7.7	8.4
	St. Louis	24680	919	99.8	917	99.8	2	0.2	11.7	13.2
	Stearns	24720	798	100.0	798	100.0	0	0.0	10.5	12.0
	Stevens	24740	199	100.0	199	100.0	0	0.0	6.7	7.3
	Swift	24750	102	100.0	102	100.0	0	0.0	26.2	28.6
	Todd	24760	286	100.0	286	100.0	0	0.0	16.2	17.7
	Traverse	24770	259	100.0	259	100.0	0	0.0	9.3	10.1
	Washington	24810	1,030	100.0	1,030	100.0	0	0.0	4.6	5.5
	Watonwan	24820	131	100.0	131	100.0	0	0.0	27.9	30.4
	Wilkin	24830	282	100.0	282	100.0	0	0.0	11.8	12.9
	Wright	24850	743	100.0	743	100.0	0	0.0	8.2	9.0
	Yellow Medicine	24860	199	100.0	199	100.0	0	0.0	8.1	8.8
	Grand Totals			26,659	99.9	26,656	99.9	3	0.1	9.5

Ophthalmology/Apex Network/MNN014 MNN015

May 8, 2024

Created by...
HealthPartners

Ophthalmology

297 providers at 236 locations

◆ All providers

Ophthalmology

Employee Group

National Proxy Census (Apex Network)

Provider Group

Ophthalmology

26,659 eligible locations

● With access (26,659)

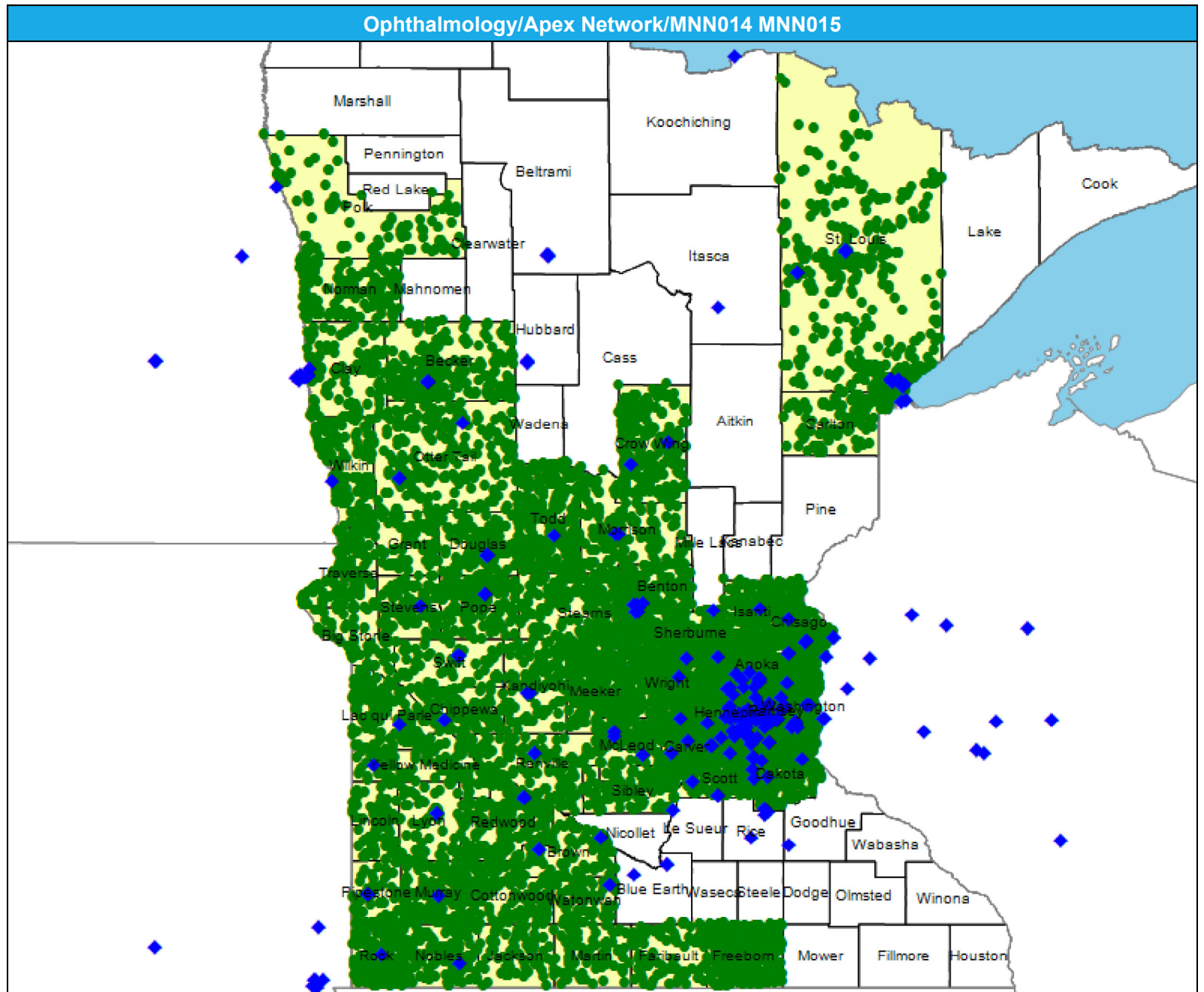
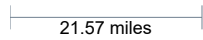
● Without access (0)

The Access Standard is defined as (National Proxy Census (Apex Network)) eligibles accessing:

1 (Ophthalmology) provider in 60 miles or 60 minutes

Service Areas

□ Apex Network



Access Detail By County SSA

May 8, 2024

Created by...
HealthPartners

Access Analysis

Ophthalmology

Eligible / Provider Groups

National Proxy Census (Apex Network)

Ophthalmology

¹ The Access Standard is defined as (National Proxy Census (Apex Network)) eligibles accessing:

¹ (Ophthalmology) provider in 60 miles or 60 minutes

Ophthalmology/Apex Network/MNN014 MNN015									
State Name	County	County SSA	Eligible	With Access ¹		Without Access ¹		Average Distance	Average Time
			#	#	%	#	%	1	1
Minnesota	Anoka	24010	1,740	1,740	100.0	0	0.0	3.8	4.7
	Becker	24020	364	364	100.0	0	0.0	10.9	11.8
	Benton	24040	243	243	100.0	0	0.0	8.1	8.8
	Big Stone	24050	101	101	100.0	0	0.0	33.8	36.8
	Brown	24070	135	135	100.0	0	0.0	6.5	7.1
	Carlton	24080	180	180	100.0	0	0.0	25.0	27.3
	Carver	24090	795	795	100.0	0	0.0	3.0	3.4
	Chippewa	24110	266	266	100.0	0	0.0	8.4	9.1
	Chisago	24120	271	271	100.0	0	0.0	5.6	6.0
	Clay	24130	324	324	100.0	0	0.0	9.5	10.9
	Cottonwood	24160	255	255	100.0	0	0.0	24.2	26.3
	Crow Wing	24170	348	348	100.0	0	0.0	10.8	11.8
	Dakota	24180	1,818	1,818	100.0	0	0.0	3.6	4.6
	Douglas	24200	191	191	100.0	0	0.0	8.4	9.1
	Faribault	24210	151	151	100.0	0	0.0	35.1	38.2
	Freeborn	24230	668	668	100.0	0	0.0	46.0	50.3
	Grant	24250	127	127	100.0	0	0.0	22.8	24.8
	Hennepin	24260	5,098	5,098	100.0	0	0.0	2.3	3.5
	Isanti	24290	226	226	100.0	0	0.0	6.9	7.5
	Jackson	24310	107	107	100.0	0	0.0	27.4	29.8
	Kandiyohi	24330	231	231	100.0	0	0.0	8.5	9.3
	Lac qui Parle	24360	265	265	100.0	0	0.0	12.1	13.2
	Lincoln	24400	118	118	100.0	0	0.0	20.4	22.2
	Lyon	24410	136	136	100.0	0	0.0	9.3	10.1
	Martin	24450	200	200	100.0	0	0.0	30.0	32.7
	McLeod	24420	199	199	100.0	0	0.0	5.3	5.7
	Meeker	24460	512	512	100.0	0	0.0	20.2	22.0
	Morrison	24480	187	187	100.0	0	0.0	11.4	12.4
	Murray	24500	321	321	100.0	0	0.0	10.1	11.0
	Nobles	24520	268	268	100.0	0	0.0	8.5	9.2
	Norman	24530	286	286	100.0	0	0.0	35.1	38.2
	Otter Tail	24550	302	302	100.0	0	0.0	13.0	14.1
	Pipestone	24580	106	106	100.0	0	0.0	7.2	7.9
	Polk	24590	156	156	100.0	0	0.0	29.6	32.2
	Pope	24600	232	232	100.0	0	0.0	7.8	8.5
	Ramsey	24610	2,586	2,586	100.0	0	0.0	2.0	3.2
	Redwood	24630	335	335	100.0	0	0.0	11.0	12.0
	Renville	24640	157	157	100.0	0	0.0	11.2	12.2
	Rock	24660	440	440	100.0	0	0.0	7.0	7.7
	Scott	24690	601	601	100.0	0	0.0	4.7	5.3

Access Detail By County SSA

May 8, 2024

Created by...
HealthPartners

Access Analysis

Ophthalmology

Eligible / Provider Groups

National Proxy Census (Apex Network)

Ophthalmology

¹ The Access Standard is defined as (National Proxy Census (Apex Network)) eligibles accessing:

1 (Ophthalmology) provider in 60 miles or 60 minutes

Ophthalmology/Apex Network/MNN014 MNN015									
State Name	County	County SSA	Eligible	With Access ¹		Without Access ¹		Average Distance	Average Time
			#	#	%	#	%	1	1
Minnesota	Sherburne	24700	498	498	100.0	0	0.0	6.7	7.2
	Sibley	24710	167	167	100.0	0	0.0	13.3	14.5
	St. Louis	24680	919	919	100.0	0	0.0	11.3	12.5
	Stearns	24720	798	798	100.0	0	0.0	12.0	13.1
	Stevens	24740	199	199	100.0	0	0.0	6.9	7.5
	Swift	24750	102	102	100.0	0	0.0	11.1	12.1
	Todd	24760	286	286	100.0	0	0.0	15.3	16.7
	Traverse	24770	259	259	100.0	0	0.0	33.5	36.5
	Washington	24810	1,030	1,030	100.0	0	0.0	3.9	4.7
	Watonwan	24820	131	131	100.0	0	0.0	13.8	15.0
	Wilkin	24830	282	282	100.0	0	0.0	12.3	13.5
	Wright	24850	743	743	100.0	0	0.0	8.5	9.3
	Yellow Medicine	24860	199	199	100.0	0	0.0	13.3	14.5
	Grand Totals			26,659	26,659	100.0	0	0.0	8.8

Orthopedic Surgery/Apex Network/MNN014 MNN015

May 8, 2024

Created by...

HealthPartners

Orthopedic Surgery

567 providers at 370 locations

◆ All providers

Orthopedic Surgery

Employee Group

National Proxy Census (Apex Network)

Provider Group

Orthopedic Surgery

26,659 eligible locations

● With access (26,659)

● Without access (0)

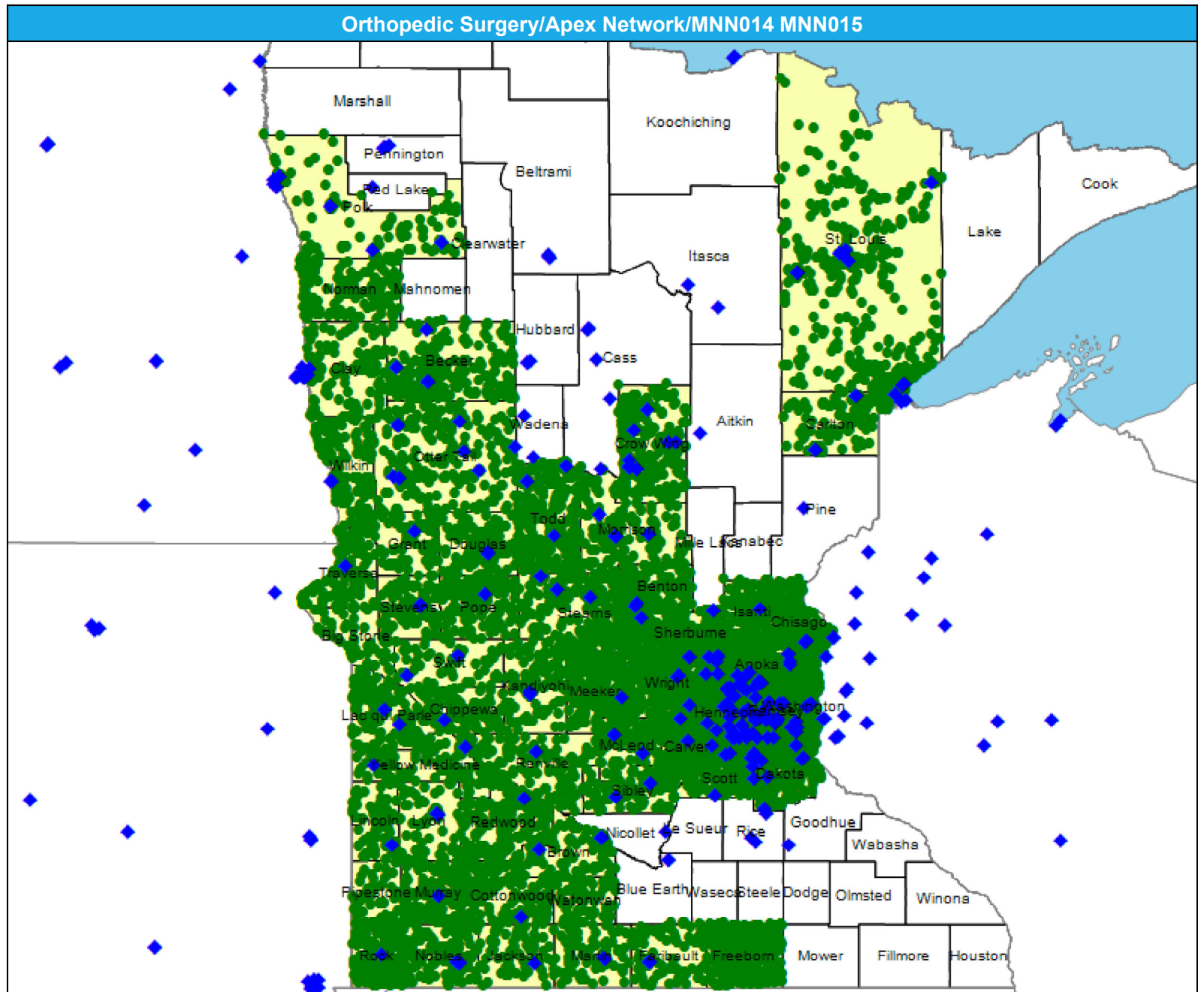
The Access Standard is defined as (National Proxy Census (Apex Network)) eligibles accessing:

1 (Orthopedic Surgery) provider in 60 miles or 60 minutes

Service Areas

□ Apex Network

21.57 miles



Access Detail By County SSA

May 8, 2024

Created by...
HealthPartners

Access Analysis

Orthopedic Surgery

Eligible / Provider Groups

National Proxy Census (Apex Network)

Orthopedic Surgery

¹ The Access Standard is defined as (National Proxy Census (Apex Network)) eligibles accessing:

¹ (Orthopedic Surgery) provider in 60 miles or 60 minutes

Orthopedic Surgery/Apex Network/MNN014 MNN015									
State Name	County	County SSA	Eligible	With Access ¹		Without Access ¹		Average Distance	Average Time
			#	#	%	#	%	1	1
Minnesota	Anoka	24010	1,740	1,740	100.0	0	0.0	4.0	4.9
	Becker	24020	364	364	100.0	0	0.0	8.4	9.1
	Benton	24040	243	243	100.0	0	0.0	9.0	9.8
	Big Stone	24050	101	101	100.0	0	0.0	22.7	24.7
	Brown	24070	135	135	100.0	0	0.0	6.7	7.3
	Carlton	24080	180	180	100.0	0	0.0	7.0	7.6
	Carver	24090	795	795	100.0	0	0.0	4.4	4.8
	Chippewa	24110	266	266	100.0	0	0.0	6.4	7.0
	Chisago	24120	271	271	100.0	0	0.0	8.5	9.2
	Clay	24130	324	324	100.0	0	0.0	7.4	8.4
	Cottonwood	24160	255	255	100.0	0	0.0	10.5	11.4
	Crow Wing	24170	348	348	100.0	0	0.0	5.7	6.1
	Dakota	24180	1,818	1,818	100.0	0	0.0	3.3	4.2
	Douglas	24200	191	191	100.0	0	0.0	7.6	8.2
	Faribault	24210	151	151	100.0	0	0.0	13.5	14.7
	Freeborn	24230	668	668	100.0	0	0.0	34.5	37.7
	Grant	24250	127	127	100.0	0	0.0	10.8	11.7
	Hennepin	24260	5,098	5,098	100.0	0	0.0	2.2	3.5
	Isanti	24290	226	226	100.0	0	0.0	7.4	8.1
	Jackson	24310	107	107	100.0	0	0.0	8.7	9.5
	Kandiyohi	24330	231	231	100.0	0	0.0	8.4	9.1
	Lac qui Parle	24360	265	265	100.0	0	0.0	6.2	6.7
	Lincoln	24400	118	118	100.0	0	0.0	11.8	12.9
	Lyon	24410	136	136	100.0	0	0.0	8.3	9.1
	Martin	24450	200	200	100.0	0	0.0	7.8	8.5
	McLeod	24420	199	199	100.0	0	0.0	5.3	5.8
	Meeker	24460	512	512	100.0	0	0.0	12.7	13.9
	Morrison	24480	187	187	100.0	0	0.0	7.0	7.6
	Murray	24500	321	321	100.0	0	0.0	10.0	10.9
	Nobles	24520	268	268	100.0	0	0.0	7.9	8.6
	Norman	24530	286	286	100.0	0	0.0	22.6	24.6
	Otter Tail	24550	302	302	100.0	0	0.0	7.1	7.7
	Pipestone	24580	106	106	100.0	0	0.0	21.3	23.2
	Polk	24590	156	156	100.0	0	0.0	7.4	8.0
	Pope	24600	232	232	100.0	0	0.0	7.8	8.5
	Ramsey	24610	2,586	2,586	100.0	0	0.0	2.3	3.7
	Redwood	24630	335	335	100.0	0	0.0	11.1	12.0
	Renville	24640	157	157	100.0	0	0.0	10.5	11.4
	Rock	24660	440	440	100.0	0	0.0	6.8	7.3
	Scott	24690	601	601	100.0	0	0.0	5.2	5.8

Access Detail By County SSA

May 8, 2024

Created by...
HealthPartners

Access Analysis

Orthopedic Surgery

Eligible / Provider Groups

National Proxy Census (Apex Network)

Orthopedic Surgery

¹ The Access Standard is defined as (National Proxy Census (Apex Network)) eligibles accessing:

1 (Orthopedic Surgery) provider in 60 miles or 60 minutes

Orthopedic Surgery/Apex Network/MNN014 MNN015									
State Name	County	County SSA	Eligible	With Access ¹		Without Access ¹		Average Distance	Average Time
			#	#	%	#	%	1	1
Minnesota	Sherburne	24700	498	498	100.0	0	0.0	5.8	6.3
	Sibley	24710	167	167	100.0	0	0.0	7.5	8.2
	St. Louis	24680	919	919	100.0	0	0.0	8.4	9.7
	Stearns	24720	798	798	100.0	0	0.0	7.6	8.4
	Stevens	24740	199	199	100.0	0	0.0	6.7	7.3
	Swift	24750	102	102	100.0	0	0.0	6.1	6.7
	Todd	24760	286	286	100.0	0	0.0	7.9	8.5
	Traverse	24770	259	259	100.0	0	0.0	7.6	8.2
	Washington	24810	1,030	1,030	100.0	0	0.0	3.2	3.8
	Watonwan	24820	131	131	100.0	0	0.0	22.4	24.4
	Wilkin	24830	282	282	100.0	0	0.0	10.6	11.7
	Wright	24850	743	743	100.0	0	0.0	5.6	6.1
	Yellow Medicine	24860	199	199	100.0	0	0.0	8.0	8.7
	Grand Totals			26,659	26,659	100.0	0	0.0	6.4

Otolaryngology/Apex Network/MNN014 MNN015

May 8, 2024

Created by...

HealthPartners

Otolaryngology

210 providers at 198 locations

- ◆ All providers

Otolaryngology

Employee Group

National Proxy Census (Apex Network)

Provider Group

Otolaryngology

26,659 eligible locations

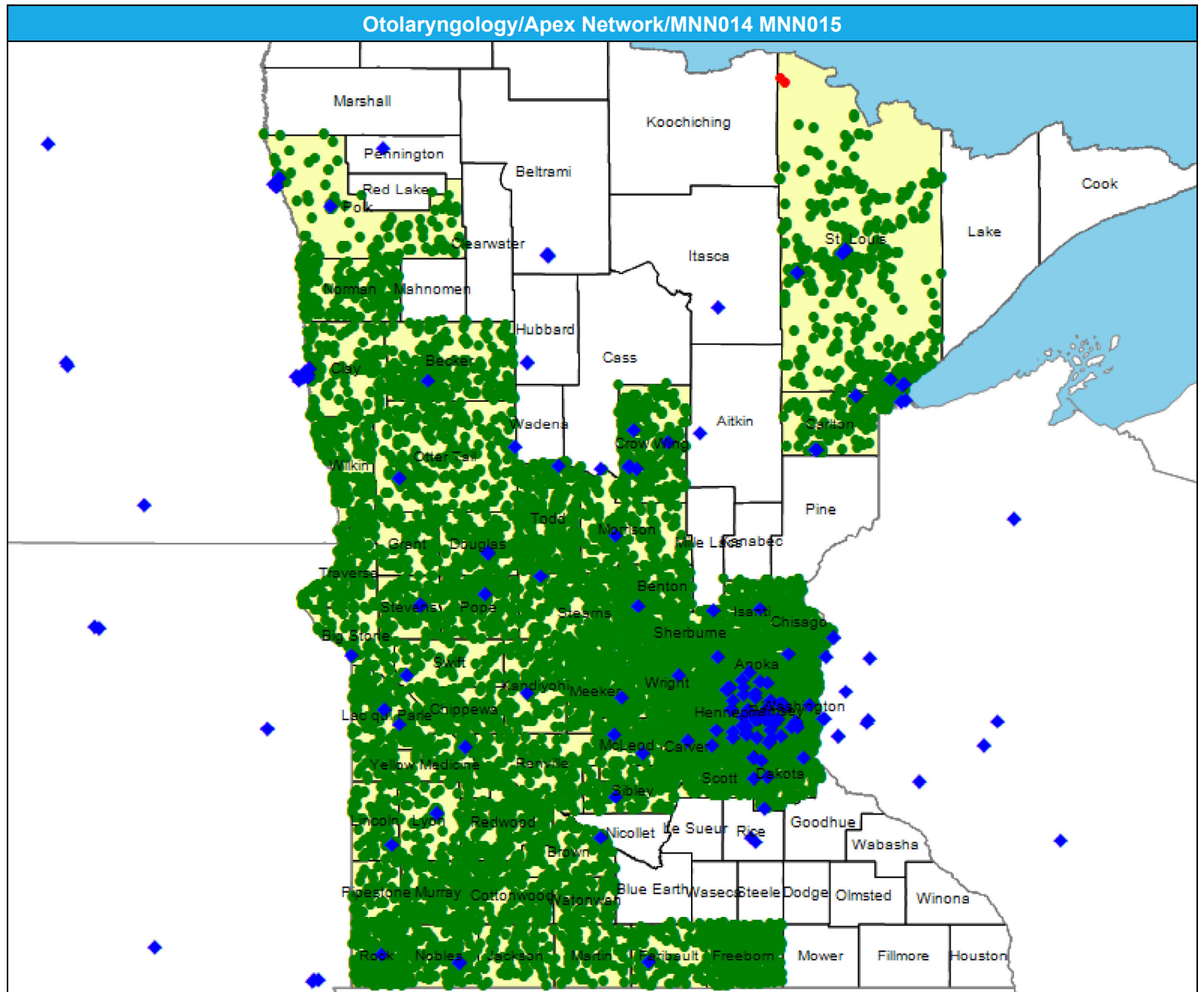
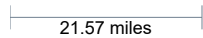
- With access (26,657)
- Without access (2)

The Access Standard is defined as (National Proxy Census (Apex Network)) eligibles accessing:

1 (Otolaryngology) provider in 60 miles or 60 minutes

Service Areas

- Apex Network



Access Detail By County SSA

May 8, 2024

Created by...
HealthPartners

Access Analysis

Otolaryngology

Eligible / Provider Groups

National Proxy Census (Apex Network)

Otolaryngology

¹ The Access Standard is defined as (National Proxy Census (Apex Network)) eligibles accessing:

¹ (Otolaryngology) provider in 60 miles or 60 minutes

Otolaryngology/Apex Network/MNN014 MNN015									
State Name	County	County SSA	Eligible	With Access ¹		Without Access ¹		Average Distance	Average Time
			#	#	%	#	%	1	1
Minnesota	Anoka	24010	1,740	1,740	100.0	0	0.0	4.3	5.2
	Becker	24020	364	364	100.0	0	0.0	11.1	12.1
	Benton	24040	243	243	100.0	0	0.0	9.1	10.7
	Big Stone	24050	101	101	100.0	0	0.0	10.8	11.7
	Brown	24070	135	135	100.0	0	0.0	11.9	12.9
	Carlton	24080	180	180	100.0	0	0.0	6.9	7.5
	Carver	24090	795	795	100.0	0	0.0	5.0	5.5
	Chippewa	24110	266	266	100.0	0	0.0	15.2	16.5
	Chisago	24120	271	271	100.0	0	0.0	10.5	11.4
	Clay	24130	324	324	100.0	0	0.0	9.4	10.8
	Cottonwood	24160	255	255	100.0	0	0.0	37.7	41.1
	Crow Wing	24170	348	348	100.0	0	0.0	7.4	8.0
	Dakota	24180	1,818	1,818	100.0	0	0.0	3.1	4.0
	Douglas	24200	191	191	100.0	0	0.0	8.1	8.8
	Faribault	24210	151	151	100.0	0	0.0	13.8	15.0
	Freeborn	24230	668	668	100.0	0	0.0	34.8	38.0
	Grant	24250	127	127	100.0	0	0.0	22.6	24.6
	Hennepin	24260	5,098	5,098	100.0	0	0.0	2.8	4.3
	Isanti	24290	226	226	100.0	0	0.0	7.4	8.1
	Jackson	24310	107	107	100.0	0	0.0	27.3	29.8
	Kandiyohi	24330	231	231	100.0	0	0.0	9.3	10.1
	Lac qui Parle	24360	265	265	100.0	0	0.0	6.1	6.6
	Lincoln	24400	118	118	100.0	0	0.0	14.1	15.4
	Lyon	24410	136	136	100.0	0	0.0	8.7	9.4
	Martin	24450	200	200	100.0	0	0.0	24.1	26.2
	McLeod	24420	199	199	100.0	0	0.0	5.9	6.4
	Meeker	24460	512	512	100.0	0	0.0	13.1	14.3
	Morrison	24480	187	187	100.0	0	0.0	10.7	11.7
	Murray	24500	321	321	100.0	0	0.0	24.9	27.1
	Nobles	24520	268	268	100.0	0	0.0	8.4	9.1
	Norman	24530	286	286	100.0	0	0.0	33.2	36.2
	Otter Tail	24550	302	302	100.0	0	0.0	14.8	16.1
	Pipestone	24580	106	106	100.0	0	0.0	21.4	23.3
	Polk	24590	156	156	100.0	0	0.0	17.8	19.3
	Pope	24600	232	232	100.0	0	0.0	8.2	8.9
	Ramsey	24610	2,586	2,586	100.0	0	0.0	2.1	3.4
	Redwood	24630	335	335	100.0	0	0.0	29.6	32.2
	Renville	24640	157	157	100.0	0	0.0	22.2	24.1
	Rock	24660	440	440	100.0	0	0.0	7.2	7.8
	Scott	24690	601	601	100.0	0	0.0	8.8	10.0

Access Detail By County SSA

May 8, 2024

Created by...
HealthPartners

Access Analysis

Otolaryngology

Eligible / Provider Groups

National Proxy Census (Apex Network)

Otolaryngology

¹ The Access Standard is defined as (National Proxy Census (Apex Network)) eligibles accessing:

1 (Otolaryngology) provider in 60 miles or 60 minutes

Otolaryngology/Apex Network/MNN014 MNN015									
State Name	County	County SSA	Eligible	With Access ¹		Without Access ¹		Average Distance	Average Time
			#	#	%	#	%	1	1
Minnesota	Sherburne	24700	498	498	100.0	0	0.0	8.3	9.1
	Sibley	24710	167	167	100.0	0	0.0	12.0	13.1
	St. Louis	24680	919	917	99.8	2	0.2	11.4	12.8
	Stearns	24720	798	798	100.0	0	0.0	11.5	13.3
	Stevens	24740	199	199	100.0	0	0.0	6.7	7.3
	Swift	24750	102	102	100.0	0	0.0	16.5	17.9
	Todd	24760	286	286	100.0	0	0.0	14.0	15.2
	Traverse	24770	259	259	100.0	0	0.0	33.4	36.4
	Washington	24810	1,030	1,030	100.0	0	0.0	4.3	5.1
	Watonwan	24820	131	131	100.0	0	0.0	27.9	30.4
	Wilkin	24830	282	282	100.0	0	0.0	24.2	26.8
	Wright	24850	743	743	100.0	0	0.0	9.5	10.4
	Yellow Medicine	24860	199	199	100.0	0	0.0	14.1	15.4
	Grand Totals			26,659	26,657	99.9	2	0.1	9.2

Outpatient Infusion/Chemotherapy/Apex Network/MNN014 MNN015

May 8, 2024

Created by...

HealthPartners

Outpatient Infusion/Chemotherapy

164 providers at 174 locations

◆ All providers

Outpatient Infusion/Chemotherapy

Employee Group

National Proxy Census (Apex Network)

Provider Group

Outpatient Infusion/Chemotherapy

26,659 eligible locations

● With access (26,659)

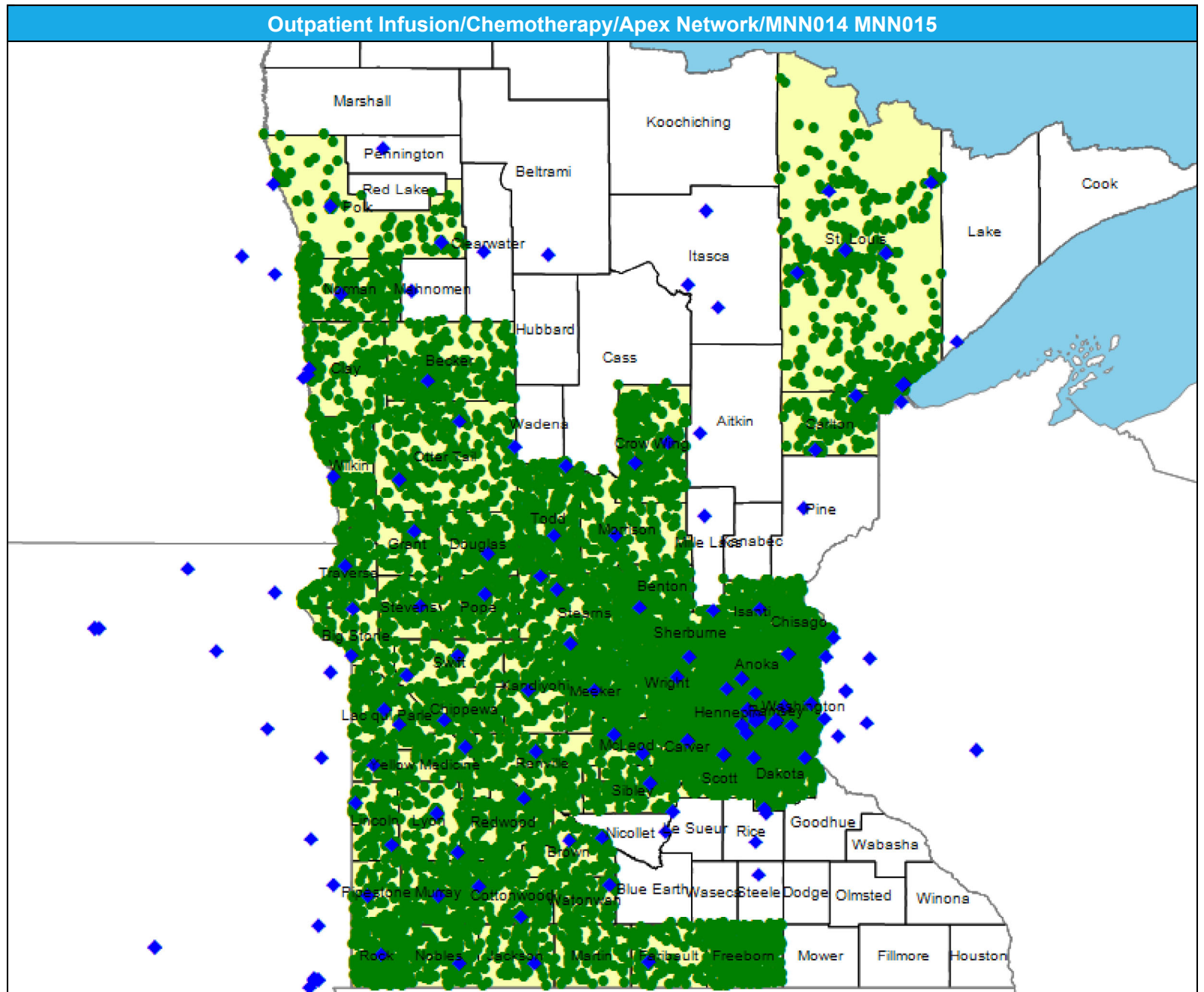
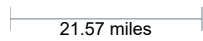
● Without access (0)

The Access Standard is defined as (National Proxy Census (Apex Network)) eligibles accessing:

1 (Outpatient Infusion/Chemotherapy) provider in 60 miles or 60 minutes

Service Areas

□ Apex Network



Access Detail By County SSA

May 8, 2024

Created by...
HealthPartners

Access Analysis

Outpatient
Infusion/Chemotherapy

Eligible / Provider Groups

National Proxy Census (Apex
Network)

Outpatient
Infusion/Chemotherapy

¹ The Access Standard is defined
as (National Proxy Census
(Apex Network)) eligibles
accessing:

1 (Outpatient
Infusion/Chemotherapy)
provider in 60 miles or 60
minutes

Outpatient Infusion/Chemotherapy/Apex Network/MNN014 MNN015									
State Name	County	County SSA	Eligible	With Access ¹		Without Access ¹		Average Distance	Average Time
			#	#	%	#	%	1	1
Minnesota	Anoka	24010	1,740	1,740	100.0	0	0.0	6.5	8.6
	Becker	24020	364	364	100.0	0	0.0	12.9	14.0
	Benton	24040	243	243	100.0	0	0.0	9.0	10.5
	Big Stone	24050	101	101	100.0	0	0.0	6.5	7.1
	Brown	24070	135	135	100.0	0	0.0	6.3	6.8
	Carlton	24080	180	180	100.0	0	0.0	7.0	7.6
	Carver	24090	795	795	100.0	0	0.0	7.8	8.6
	Chippewa	24110	266	266	100.0	0	0.0	6.5	7.0
	Chisago	24120	271	271	100.0	0	0.0	10.5	11.4
	Clay	24130	324	324	100.0	0	0.0	9.3	10.5
	Cottonwood	24160	255	255	100.0	0	0.0	7.2	7.8
	Crow Wing	24170	348	348	100.0	0	0.0	10.7	11.6
	Dakota	24180	1,818	1,818	100.0	0	0.0	6.3	8.2
	Douglas	24200	191	191	100.0	0	0.0	7.8	8.4
	Faribault	24210	151	151	100.0	0	0.0	13.8	15.0
	Freeborn	24230	668	668	100.0	0	0.0	31.4	34.3
	Grant	24250	127	127	100.0	0	0.0	10.8	11.8
	Hennepin	24260	5,098	5,098	100.0	0	0.0	4.7	7.2
	Isanti	24290	226	226	100.0	0	0.0	7.5	8.1
	Jackson	24310	107	107	100.0	0	0.0	8.7	9.5
	Kandiyohi	24330	231	231	100.0	0	0.0	7.4	8.0
	Lac qui Parle	24360	265	265	100.0	0	0.0	5.8	6.2
	Lincoln	24400	118	118	100.0	0	0.0	7.4	8.0
	Lyon	24410	136	136	100.0	0	0.0	5.8	6.3
	Martin	24450	200	200	100.0	0	0.0	18.4	20.0
	McLeod	24420	199	199	100.0	0	0.0	6.1	6.6
	Meeker	24460	512	512	100.0	0	0.0	8.7	9.4
	Morrison	24480	187	187	100.0	0	0.0	10.4	11.3
	Murray	24500	321	321	100.0	0	0.0	8.8	9.5
	Nobles	24520	268	268	100.0	0	0.0	8.3	9.0
	Norman	24530	286	286	100.0	0	0.0	11.2	12.2
	Otter Tail	24550	302	302	100.0	0	0.0	11.3	12.2
	Pipestone	24580	106	106	100.0	0	0.0	6.7	7.2
	Polk	24590	156	156	100.0	0	0.0	10.0	10.9
	Pope	24600	232	232	100.0	0	0.0	7.9	8.5
	Ramsey	24610	2,586	2,586	100.0	0	0.0	3.5	5.7
	Redwood	24630	335	335	100.0	0	0.0	10.5	11.4
	Renville	24640	157	157	100.0	0	0.0	10.3	11.2
	Rock	24660	440	440	100.0	0	0.0	7.0	7.6
	Scott	24690	601	601	100.0	0	0.0	7.8	8.8

Access Detail By County SSA

May 8, 2024

Created by...
HealthPartners

Access Analysis

Outpatient
Infusion/Chemotherapy

Eligible / Provider Groups

National Proxy Census (Apex
Network)

Outpatient
Infusion/Chemotherapy

¹ The Access Standard is defined
as (National Proxy Census
(Apex Network)) eligibles
accessing:

1 (Outpatient
Infusion/Chemotherapy)
provider in 60 miles or 60
minutes

Outpatient Infusion/Chemotherapy/Apex Network/MNN014 MNN015									
State Name	County	County SSA	Eligible	With Access ¹		Without Access ¹		Average Distance	Average Time
			#	#	%	#	%	1	1
Minnesota	Sherburne	24700	498	498	100.0	0	0.0	9.0	9.9
	Sibley	24710	167	167	100.0	0	0.0	10.0	10.9
	St. Louis	24680	919	919	100.0	0	0.0	7.6	8.6
	Stearns	24720	798	798	100.0	0	0.0	8.0	9.1
	Stevens	24740	199	199	100.0	0	0.0	6.7	7.3
	Swift	24750	102	102	100.0	0	0.0	6.1	6.6
	Todd	24760	286	286	100.0	0	0.0	9.3	10.2
	Traverse	24770	259	259	100.0	0	0.0	7.1	7.7
	Washington	24810	1,030	1,030	100.0	0	0.0	5.1	6.1
	Watonwan	24820	131	131	100.0	0	0.0	13.1	14.3
	Wilkin	24830	282	282	100.0	0	0.0	11.7	12.8
	Wright	24850	743	743	100.0	0	0.0	9.7	10.7
	Yellow Medicine	24860	199	199	100.0	0	0.0	8.0	8.7
	Grand Totals			26,659	26,659	100.0	0	0.0	7.6

Pediatric Specialty/Apex Network/MNN014 MNN015

May 15, 2024

Created by...
HealthPartners

Pediatric Specialty

916 providers at 428 locations

◆ All providers

Pediatric Specialty

Employee Group

National Proxy Census (Apex Network)

Provider Group

Pediatric Specialty

26,659 eligible locations

● With access (26,657)

● Without access (2)

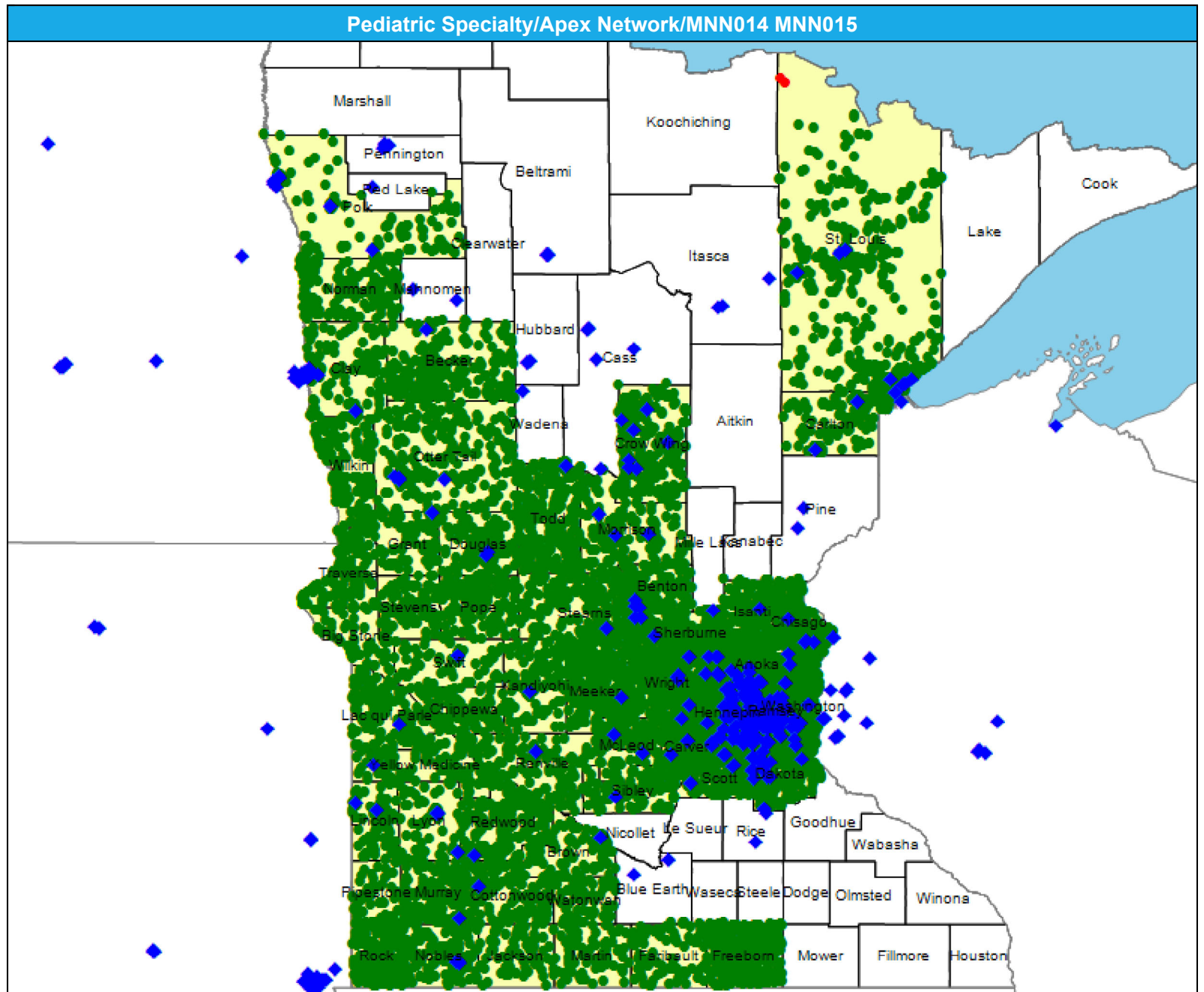
The Access Standard is defined as (National Proxy Census (Apex Network)) eligibles accessing:

1 (Pediatric Specialty) provider in 60 miles or 60 minutes

Service Areas

□ Apex Network

21.57 miles



Access Detail By County SSA

May 15, 2024

Created by...
HealthPartners

Access Analysis

Pediatric Specialty

Eligible / Provider Groups

National Proxy Census (Apex Network)

Pediatric Specialty

¹ The Access Standard is defined as (National Proxy Census (Apex Network)) eligibles accessing:

¹ (Pediatric Specialty) provider in 60 miles or 60 minutes

Pediatric Specialty/Apex/MNN014 MNN015									
State Name	County	County SSA	Eligible	With Access ¹		Without Access ¹		Average Distance	Average Time
			#	#	%	#	%	1	1
Minnesota	Anoka	24010	1,740	1,740	100.0	0	0.0	3.3	4.1
	Becker	24020	364	364	100.0	0	0.0	18.4	20.1
	Benton	24040	243	243	100.0	0	0.0	8.0	8.8
	Big Stone	24050	101	101	100.0	0	0.0	41.4	45.1
	Brown	24070	135	135	100.0	0	0.0	11.0	12.0
	Carlton	24080	180	180	100.0	0	0.0	6.4	7.0
	Carver	24090	795	795	100.0	0	0.0	2.9	3.3
	Chippewa	24110	266	266	100.0	0	0.0	20.4	22.2
	Chisago	24120	271	271	100.0	0	0.0	5.5	5.9
	Clay	24130	324	324	100.0	0	0.0	5.9	6.6
	Cottonwood	24160	255	255	100.0	0	0.0	19.6	21.3
	Crow Wing	24170	348	348	100.0	0	0.0	5.7	6.1
	Dakota	24180	1,818	1,818	100.0	0	0.0	2.3	2.8
	Douglas	24200	191	191	100.0	0	0.0	7.1	7.7
	Faribault	24210	151	151	100.0	0	0.0	35.4	38.5
	Freeborn	24230	668	668	100.0	0	0.0	36.1	39.4
	Grant	24250	127	127	100.0	0	0.0	16.7	18.2
	Hennepin	24260	5,098	5,098	100.0	0	0.0	1.6	2.4
	Isanti	24290	226	226	100.0	0	0.0	6.9	7.5
	Jackson	24310	107	107	100.0	0	0.0	26.2	28.5
	Kandiyohi	24330	231	231	100.0	0	0.0	8.6	9.3
	Lac qui Parle	24360	265	265	100.0	0	0.0	12.4	13.4
	Lincoln	24400	118	118	100.0	0	0.0	9.6	10.5
	Lyon	24410	136	136	100.0	0	0.0	6.2	6.8
	Martin	24450	200	200	100.0	0	0.0	38.7	42.2
	McLeod	24420	199	199	100.0	0	0.0	5.4	5.8
	Meeker	24460	512	512	100.0	0	0.0	11.8	12.8
	Morrison	24480	187	187	100.0	0	0.0	7.3	8.0
	Murray	24500	321	321	100.0	0	0.0	12.4	13.5
	Nobles	24520	268	268	100.0	0	0.0	8.6	9.3
	Norman	24530	286	286	100.0	0	0.0	21.6	23.5
	Otter Tail	24550	302	302	100.0	0	0.0	14.6	15.9
	Pipestone	24580	106	106	100.0	0	0.0	30.2	32.9
	Polk	24590	156	156	100.0	0	0.0	10.9	11.9
	Pope	24600	232	232	100.0	0	0.0	18.2	19.8
	Ramsey	24610	2,586	2,586	100.0	0	0.0	1.2	2.0
	Redwood	24630	335	335	100.0	0	0.0	18.7	20.4
	Renville	24640	157	157	100.0	0	0.0	12.4	13.4
	Rock	24660	440	440	100.0	0	0.0	21.1	23.0
	Scott	24690	601	601	100.0	0	0.0	4.4	4.9

Access Detail By County SSA

May 15, 2024

Created by...
HealthPartners

Access Analysis
Pediatric Specialty

Eligible / Provider Groups
National Proxy Census (Apex Network)
Pediatric Specialty

¹ The Access Standard is defined as (National Proxy Census (Apex Network)) eligibles accessing:

1 (Pediatric Specialty) provider in 60 miles or 60 minutes

Pediatric Specialty/Apex/MNN014 MNN015									
State Name	County	County SSA	Eligible	With Access ¹		Without Access ¹		Average Distance	Average Time
			#	#	%	#	%	1	1
Minnesota	Sherburne	24700	498	498	100.0	0	0.0	5.4	5.9
	Sibley	24710	167	167	100.0	0	0.0	9.9	10.7
	St. Louis	24680	919	917	99.8	2	0.2	10.8	11.9
	Stearns	24720	798	798	100.0	0	0.0	10.0	11.0
	Stevens	24740	199	199	100.0	0	0.0	30.4	33.1
	Swift	24750	102	102	100.0	0	0.0	11.3	12.3
	Todd	24760	286	286	100.0	0	0.0	17.9	19.5
	Traverse	24770	259	259	100.0	0	0.0	44.8	48.9
	Washington	24810	1,030	1,030	100.0	0	0.0	2.7	3.2
	Watonwan	24820	131	131	100.0	0	0.0	25.1	27.3
	Wilkin	24830	282	282	100.0	0	0.0	20.7	22.5
	Wright	24850	743	743	100.0	0	0.0	5.1	5.5
	Yellow Medicine	24860	199	199	100.0	0	0.0	17.3	18.8
	Grand Totals			26,659	26,657	99.9	2	0.1	8.5

Physical Therapy, Occupational Therapy, and/or Speech Therapy Services/Apex/MNN014 MNN015

May 8, 2024

Created by...
HealthPartners

Physical Therapy, Occupational Therapy, and/or Speech Therapy Services

6,556 providers at 1,126 locations
◆ All providers

Physical Therapy, Occupational Therapy Speech Therapy

Employee Group

National Proxy Census (Apex Network)

Provider Group

Physical Therapy, Occupational Therapy, and/or Speech Therapy Services

26,659 eligible locations
● With access (26,657)
● Without access (2)

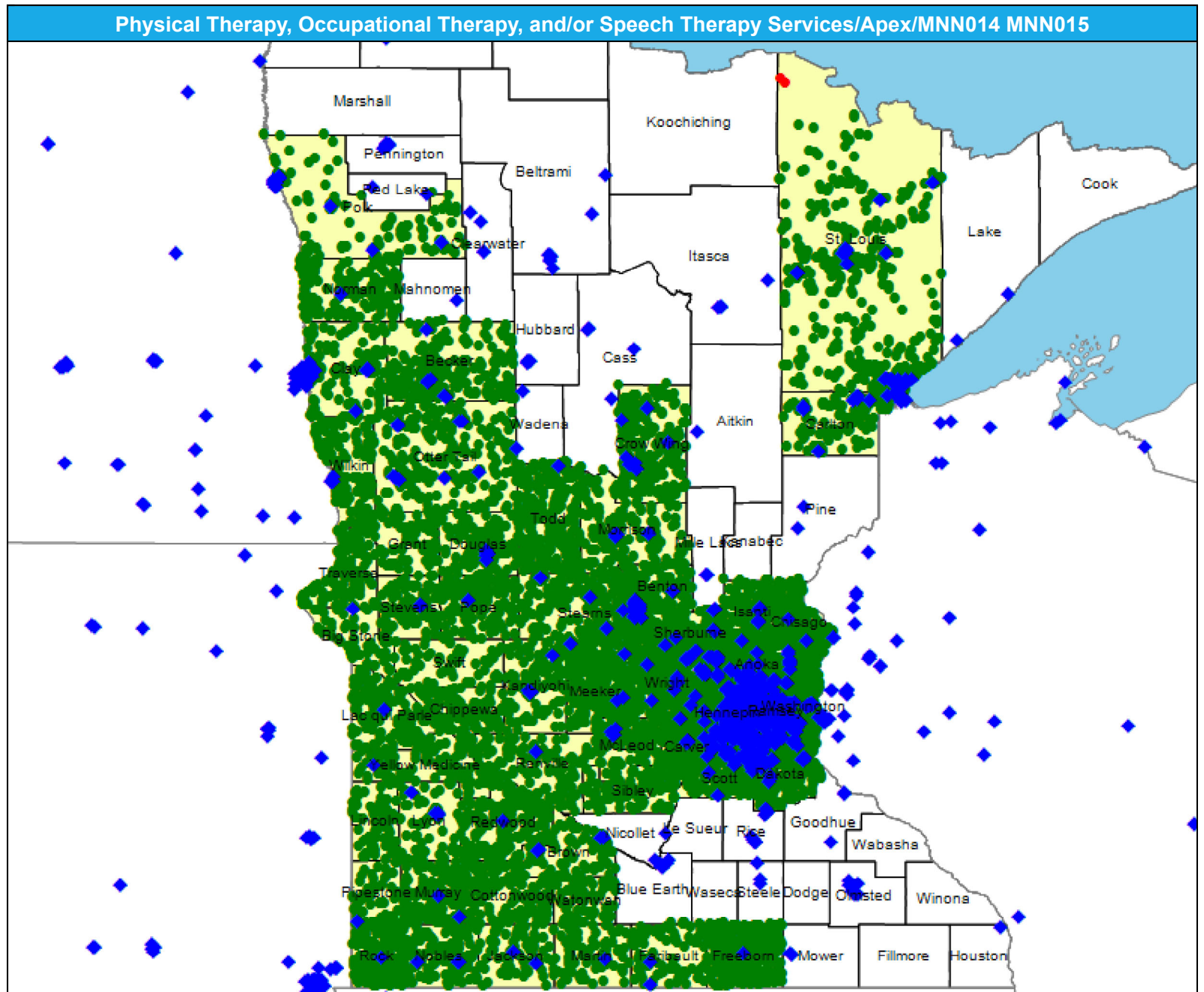
The Access Standard is defined as (National Proxy Census (Apex Network)) eligibles accessing:

1 (Physical Therapy, Occupational Therapy, and/or Speech Therapy Services) provider in 60 miles or 60 minutes

Service Areas

Apex Network

21.57 miles



Access Detail By County SSA

May 8, 2024

Created by...
HealthPartners

Access Analysis

Physical Therapy, Occupation
Therapy Speech Therapy

Eligible / Provider Groups

National Proxy Census (Apex
Network)
Physical Therapy,
Occupational Therapy, and/or
Speech Therapy Services

¹ The Access Standard is defined
as (National Proxy Census
(Apex Network)) eligibles
accessing:

¹ (Physical Therapy,
Occupational Therapy, and/or
Speech Therapy Services)
provider in 60 miles or 60
minutes

Physical Therapy, Occupational Therapy, and/or Speech Therapy Services/Apex/MNN014 MNN015									
State Name	County	County SSA	Eligible	With Access ¹		Without Access ¹		Average Distance	Average Time
			#	#	%	#	%	1	1
Minnesota	Anoka	24010	1,740	1,740	100.0	0	0.0	1.9	2.3
	Becker	24020	364	364	100.0	0	0.0	7.6	8.2
	Benton	24040	243	243	100.0	0	0.0	4.6	5.0
	Big Stone	24050	101	101	100.0	0	0.0	14.4	15.7
	Brown	24070	135	135	100.0	0	0.0	6.5	7.1
	Carlton	24080	180	180	100.0	0	0.0	4.4	4.8
	Carver	24090	795	795	100.0	0	0.0	3.0	3.3
	Chippewa	24110	266	266	100.0	0	0.0	24.9	27.2
	Chisago	24120	271	271	100.0	0	0.0	5.6	6.1
	Clay	24130	324	324	100.0	0	0.0	3.3	3.6
	Cottonwood	24160	255	255	100.0	0	0.0	17.7	19.3
	Crow Wing	24170	348	348	100.0	0	0.0	5.7	6.2
	Dakota	24180	1,818	1,818	100.0	0	0.0	1.8	2.2
	Douglas	24200	191	191	100.0	0	0.0	7.1	7.7
	Faribault	24210	151	151	100.0	0	0.0	12.1	13.1
	Freeborn	24230	668	668	100.0	0	0.0	8.0	8.7
	Grant	24250	127	127	100.0	0	0.0	21.3	23.2
	Hennepin	24260	5,098	5,098	100.0	0	0.0	1.1	1.7
	Isanti	24290	226	226	100.0	0	0.0	4.9	5.3
	Jackson	24310	107	107	100.0	0	0.0	6.7	7.2
	Kandiyohi	24330	231	231	100.0	0	0.0	5.7	6.2
	Lac qui Parle	24360	265	265	100.0	0	0.0	10.0	10.9
	Lincoln	24400	118	118	100.0	0	0.0	20.9	22.7
	Lyon	24410	136	136	100.0	0	0.0	7.7	8.3
	Martin	24450	200	200	100.0	0	0.0	8.3	9.0
	McLeod	24420	199	199	100.0	0	0.0	8.8	9.5
	Meeker	24460	512	512	100.0	0	0.0	9.6	10.5
	Morrison	24480	187	187	100.0	0	0.0	8.2	8.9
	Murray	24500	321	321	100.0	0	0.0	7.7	8.4
	Nobles	24520	268	268	100.0	0	0.0	5.4	5.9
	Norman	24530	286	286	100.0	0	0.0	11.9	12.9
	Otter Tail	24550	302	302	100.0	0	0.0	6.9	7.4
	Pipestone	24580	106	106	100.0	0	0.0	14.5	15.8
	Polk	24590	156	156	100.0	0	0.0	6.9	7.5
	Pope	24600	232	232	100.0	0	0.0	9.7	10.5
	Ramsey	24610	2,586	2,586	100.0	0	0.0	0.9	1.5
	Redwood	24630	335	335	100.0	0	0.0	13.4	14.6
	Renville	24640	157	157	100.0	0	0.0	12.8	13.9
	Rock	24660	440	440	100.0	0	0.0	5.7	6.2
	Scott	24690	601	601	100.0	0	0.0	3.0	3.2

Access Detail By County SSA

May 8, 2024

Created by...
HealthPartners

Access Analysis

Physical Therapy, Occupation
Therapy Speech Therapy

Eligible / Provider Groups

National Proxy Census (Apex
Network)
Physical Therapy,
Occupational Therapy, and/or
Speech Therapy Services

¹ The Access Standard is defined
as (National Proxy Census
(Apex Network)) eligibles
accessing:

¹ (Physical Therapy,
Occupational Therapy, and/or
Speech Therapy Services)
provider in 60 miles or 60
minutes

Physical Therapy, Occupational Therapy, and/or Speech Therapy Services/Apex/MNN014 MNN015									
State Name	County	County SSA	Eligible	With Access ¹		Without Access ¹		Average Distance	Average Time
			#	#	%	#	%	1	1
Minnesota	Sherburne	24700	498	498	100.0	0	0.0	3.1	3.3
	Sibley	24710	167	167	100.0	0	0.0	19.5	21.2
	St. Louis	24680	919	917	99.8	2	0.2	5.8	6.4
	Stearns	24720	798	798	100.0	0	0.0	4.2	4.5
	Stevens	24740	199	199	100.0	0	0.0	6.6	7.2
	Swift	24750	102	102	100.0	0	0.0	21.6	23.5
	Todd	24760	286	286	100.0	0	0.0	14.1	15.3
	Traverse	24770	259	259	100.0	0	0.0	18.0	19.6
	Washington	24810	1,030	1,030	100.0	0	0.0	2.0	2.4
	Watonwan	24820	131	131	100.0	0	0.0	23.6	25.7
	Wilkin	24830	282	282	100.0	0	0.0	9.6	10.5
	Wright	24850	743	743	100.0	0	0.0	2.8	3.1
	Yellow Medicine	24860	199	199	100.0	0	0.0	17.1	18.6
	Grand Totals			26,659	26,657	99.9	2	0.1	5.0

Physical Medicine and Rehabilitation and Occupational Medicine/Apex/MNN014 MNN015

May 8, 2024

Created by...

HealthPartners

Physical Medicine and Rehabilitation and Occupational Medicine

2,189 providers at 786 locations

◆ All providers

Physical Medicine and Rehab and Occupational Medicine

Employee Group

National Proxy Census (Apex Network)

Provider Group

Physical Medicine and Rehabilitation and Occupational Medicine

26,659 eligible locations

● With access (26,659)

● Without access (0)

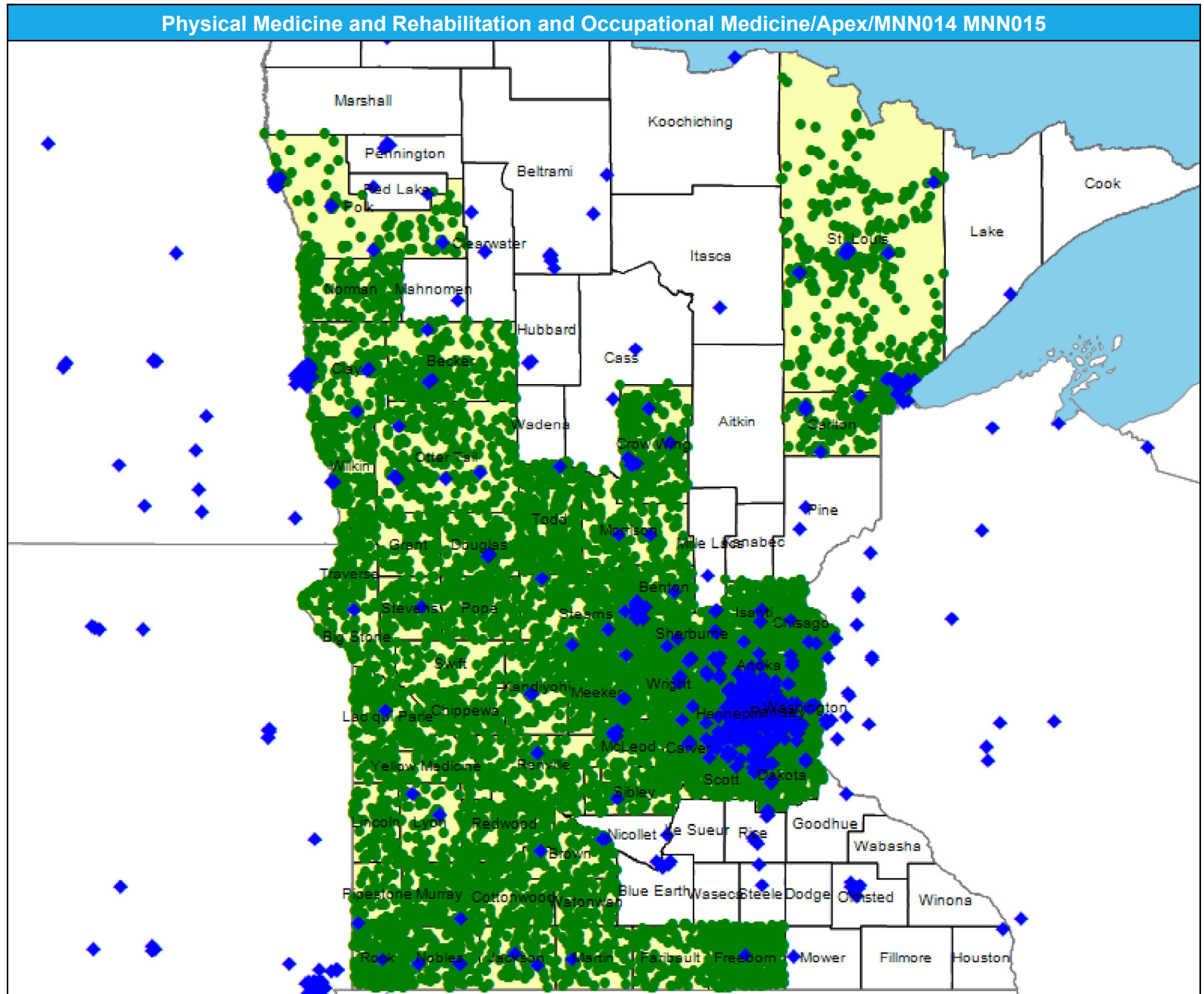
The Access Standard is defined as (National Proxy Census (Apex Network)) eligibles accessing:

1 (Physical Medicine and Rehabilitation and Occupational Medicine) provider in 60 miles or 60 minutes

Service Areas

□ Apex Network

21.57 miles



Access Detail By County SSA

May 8, 2024

Created by...
HealthPartners

Access Analysis

Physical Medicine and Rehab
and Occupational Medicine

Eligible / Provider Groups

National Proxy Census (Apex
Network)

Physical Medicine and
Rehabilitation and
Occupational Medicine

¹ The Access Standard is defined
as (National Proxy Census
(Apex Network)) eligibles
accessing:

¹ (Physical Medicine and
Rehabilitation and Occupational
Medicine) provider in 60 miles
or 60 minutes

Physical Medicine and Rehabilitation and Occupational Medicine/Apex Network/MNN014 MNN015									
State Name	County	County SSA	Eligible	With Access ¹		Without Access ¹		Average Distance	Average Time
			#	#	%	#	%	1	1
Minnesota	Anoka	24010	1,740	1,740	100.0	0	0.0	2.1	2.5
	Becker	24020	364	364	100.0	0	0.0	9.0	9.8
	Benton	24040	243	243	100.0	0	0.0	4.5	4.9
	Big Stone	24050	101	101	100.0	0	0.0	14.4	15.7
	Brown	24070	135	135	100.0	0	0.0	6.6	7.1
	Carlton	24080	180	180	100.0	0	0.0	5.6	6.1
	Carver	24090	795	795	100.0	0	0.0	3.2	3.5
	Chippewa	24110	266	266	100.0	0	0.0	25.0	27.2
	Chisago	24120	271	271	100.0	0	0.0	5.4	5.9
	Clay	24130	324	324	100.0	0	0.0	4.2	4.6
	Cottonwood	24160	255	255	100.0	0	0.0	18.0	19.6
	Crow Wing	24170	348	348	100.0	0	0.0	6.9	7.5
	Dakota	24180	1,818	1,818	100.0	0	0.0	2.1	2.5
	Douglas	24200	191	191	100.0	0	0.0	7.7	8.3
	Faribault	24210	151	151	100.0	0	0.0	28.2	30.7
	Freeborn	24230	668	668	100.0	0	0.0	8.0	8.8
	Grant	24250	127	127	100.0	0	0.0	21.8	23.8
	Hennepin	24260	5,098	5,098	100.0	0	0.0	1.3	2.0
	Isanti	24290	226	226	100.0	0	0.0	5.0	5.4
	Jackson	24310	107	107	100.0	0	0.0	6.7	7.2
	Kandiyohi	24330	231	231	100.0	0	0.0	7.6	8.2
	Lac qui Parle	24360	265	265	100.0	0	0.0	10.2	11.0
	Lincoln	24400	118	118	100.0	0	0.0	21.9	23.8
	Lyon	24410	136	136	100.0	0	0.0	8.2	8.9
	Martin	24450	200	200	100.0	0	0.0	13.3	14.4
	McLeod	24420	199	199	100.0	0	0.0	8.7	9.5
	Meeker	24460	512	512	100.0	0	0.0	10.1	11.0
	Morrison	24480	187	187	100.0	0	0.0	8.9	9.7
	Murray	24500	321	321	100.0	0	0.0	14.3	15.6
	Nobles	24520	268	268	100.0	0	0.0	5.4	5.9
	Norman	24530	286	286	100.0	0	0.0	22.5	24.5
	Otter Tail	24550	302	302	100.0	0	0.0	10.6	11.6
	Pipestone	24580	106	106	100.0	0	0.0	14.9	16.2
	Polk	24590	156	156	100.0	0	0.0	7.0	7.6
	Pope	24600	232	232	100.0	0	0.0	17.2	18.8
	Ramsey	24610	2,586	2,586	100.0	0	0.0	1.2	1.9
	Redwood	24630	335	335	100.0	0	0.0	19.1	20.8
	Renville	24640	157	157	100.0	0	0.0	12.3	13.4
	Rock	24660	440	440	100.0	0	0.0	5.7	6.2
	Scott	24690	601	601	100.0	0	0.0	4.9	5.4

Access Detail By County SSA

May 8, 2024

Created by...
HealthPartners

Access Analysis

Physical Medicine and Rehab
and Occupational Medicine

Eligible / Provider Groups

National Proxy Census (Apex
Network)

Physical Medicine and
Rehabilitation and
Occupational Medicine

¹ The Access Standard is defined
as (National Proxy Census
(Apex Network)) eligibles
accessing:

¹ (Physical Medicine and
Rehabilitation and Occupational
Medicine) provider in 60 miles
or 60 minutes

Physical Medicine and Rehabilitation and Occupational Medicine/Apex Network/MNN014 MNN015									
State Name	County	County SSA	Eligible	With Access ¹		Without Access ¹		Average Distance	Average Time
			#	#	%	#	%	1	1
Minnesota	Sherburne	24700	498	498	100.0	0	0.0	3.6	3.8
	Sibley	24710	167	167	100.0	0	0.0	12.5	13.6
	St. Louis	24680	919	919	100.0	0	0.0	7.0	7.6
	Stearns	24720	798	798	100.0	0	0.0	5.2	5.6
	Stevens	24740	199	199	100.0	0	0.0	6.7	7.3
	Swift	24750	102	102	100.0	0	0.0	25.0	27.3
	Todd	24760	286	286	100.0	0	0.0	14.5	15.7
	Traverse	24770	259	259	100.0	0	0.0	18.8	20.4
	Washington	24810	1,030	1,030	100.0	0	0.0	2.3	2.7
	Watonwan	24820	131	131	100.0	0	0.0	22.0	23.9
	Wilkin	24830	282	282	100.0	0	0.0	9.7	10.6
	Wright	24850	743	743	100.0	0	0.0	4.5	4.8
	Yellow Medicine	24860	199	199	100.0	0	0.0	22.8	24.8
Grand Totals			26,659	26,659	100.0	0	0.0	5.9	6.7

Podiatry/Apex Network/MNN014 MNN015

May 8, 2024

Created by...

HealthPartners

Podiatry

222 providers at 384 locations

- ◆ All providers

Podiatry

Employee Group

National Proxy Census (Apex Network)

Provider Group

Podiatry

26,659 eligible locations

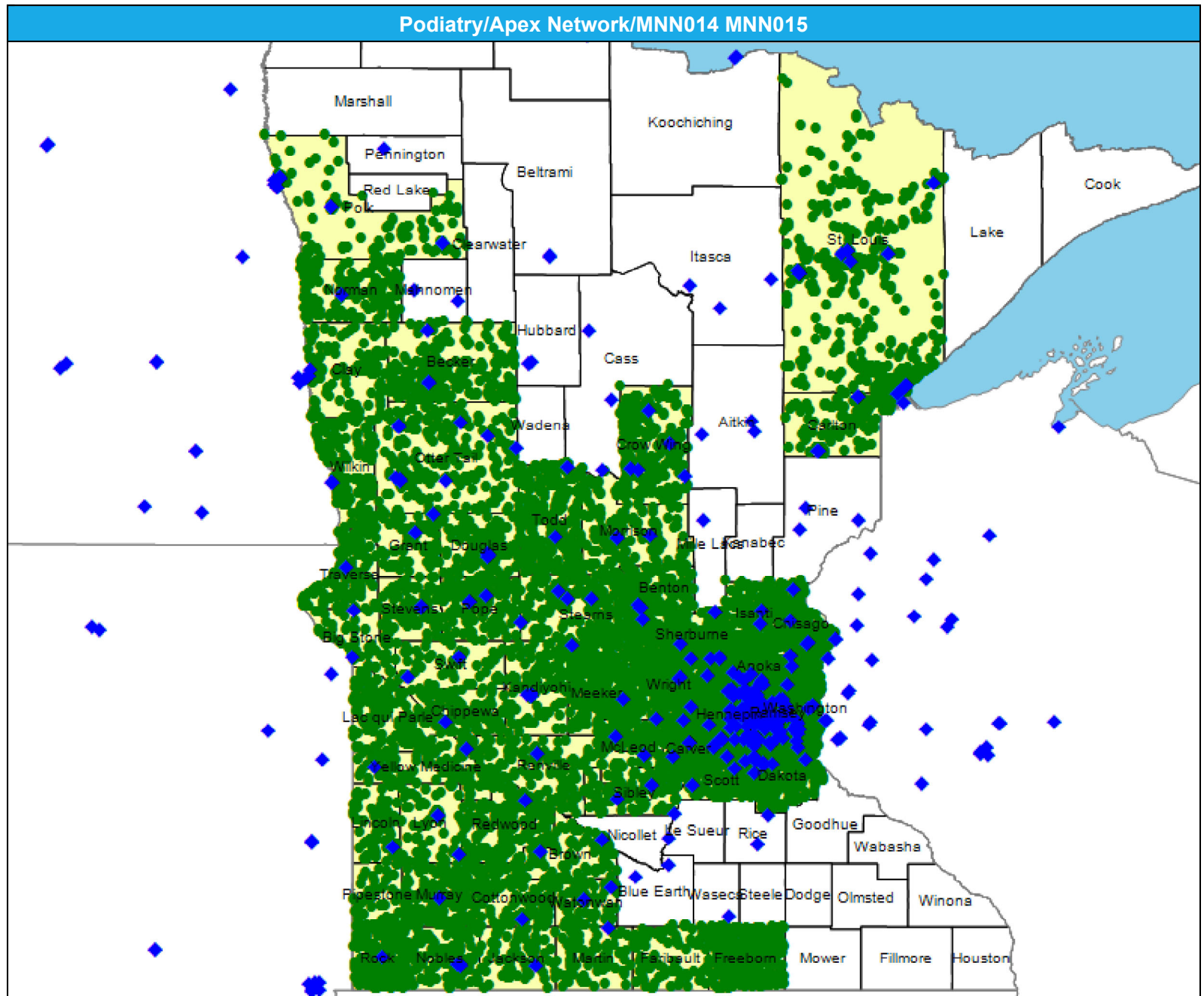
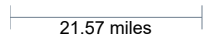
- With access (26,659)
- Without access (0)

The Access Standard is defined as (National Proxy Census (Apex Network)) eligibles accessing:

- 1 (Podiatry) provider in 60 miles or 60 minutes

Service Areas

- Apex Network



Access Detail By County SSA

May 8, 2024

Created by...
HealthPartners

Access Analysis
Podiatry
Eligible / Provider Groups
National Proxy Census (Apex Network)
Podiatry

¹ The Access Standard is defined as (National Proxy Census (Apex Network)) eligibles accessing:
1 (Podiatry) provider in 60 miles or 60 minutes

Podiatry/Apex Network/MNN014 MNN015										
State Name	County	County SSA	Eligible #		With Access ¹		Without Access ¹		Average Distance ¹	Average Time ¹
			#	With Access #	%	#	%			
Minnesota	Anoka	24010	1,740	1,740	100.0	0	0.0	3.4	4.1	
	Becker	24020	364	364	100.0	0	0.0	9.2	10.0	
	Benton	24040	243	243	100.0	0	0.0	8.4	9.3	
	Big Stone	24050	101	101	100.0	0	0.0	6.5	7.1	
	Brown	24070	135	135	100.0	0	0.0	6.4	7.0	
	Carlton	24080	180	180	100.0	0	0.0	6.7	7.2	
	Carver	24090	795	795	100.0	0	0.0	2.9	3.3	
	Chippewa	24110	266	266	100.0	0	0.0	6.4	6.9	
	Chisago	24120	271	271	100.0	0	0.0	4.0	4.4	
	Clay	24130	324	324	100.0	0	0.0	8.3	9.4	
	Cottonwood	24160	255	255	100.0	0	0.0	10.1	11.0	
	Crow Wing	24170	348	348	100.0	0	0.0	6.6	7.2	
	Dakota	24180	1,818	1,818	100.0	0	0.0	3.0	3.5	
	Douglas	24200	191	191	100.0	0	0.0	7.1	7.7	
	Faribault	24210	151	151	100.0	0	0.0	25.8	28.1	
	Freeborn	24230	668	668	100.0	0	0.0	21.0	22.9	
	Grant	24250	127	127	100.0	0	0.0	9.4	10.2	
	Hennepin	24260	5,098	5,098	100.0	0	0.0	1.9	2.8	
	Isanti	24290	226	226	100.0	0	0.0	5.6	6.0	
	Jackson	24310	107	107	100.0	0	0.0	8.7	9.5	
	Kandiyohi	24330	231	231	100.0	0	0.0	7.1	7.6	
	Lac qui Parle	24360	265	265	100.0	0	0.0	17.2	18.7	
	Lincoln	24400	118	118	100.0	0	0.0	11.9	12.9	
	Lyon	24410	136	136	100.0	0	0.0	5.8	6.3	
	Martin	24450	200	200	100.0	0	0.0	13.9	15.1	
	McLeod	24420	199	199	100.0	0	0.0	4.3	4.6	
	Meeker	24460	512	512	100.0	0	0.0	11.3	12.3	
	Morrison	24480	187	187	100.0	0	0.0	7.8	8.5	
	Murray	24500	321	321	100.0	0	0.0	9.4	10.2	
	Nobles	24520	268	268	100.0	0	0.0	8.1	8.8	
	Norman	24530	286	286	100.0	0	0.0	12.1	13.2	
	Other Tail	24550	302	302	100.0	0	0.0	7.2	7.8	
	Pipestone	24580	106	106	100.0	0	0.0	21.4	23.3	
	Polk	24590	156	156	100.0	0	0.0	9.3	10.1	
	Pope	24600	232	232	100.0	0	0.0	5.7	6.2	
	Ramsey	24610	2,586	2,586	100.0	0	0.0	1.5	2.5	
	Redwood	24630	335	335	100.0	0	0.0	9.5	10.3	
	Renville	24640	157	157	100.0	0	0.0	10.5	11.4	
	Rock	24660	440	440	100.0	0	0.0	7.2	7.8	
	Scott	24690	601	601	100.0	0	0.0	4.2	4.6	

Access Detail By County SSA

May 8, 2024

Created by...
HealthPartners

Access Analysis

Podiatry

Eligible / Provider Groups

National Proxy Census (Apex Network)

Podiatry

¹ The Access Standard is defined as (National Proxy Census (Apex Network)) eligibles accessing:

1 (Podiatry) provider in 60 miles or 60 minutes

Podiatry/Apex Network/MNN014 MNN015									
State Name	County	County SSA	Eligible	With Access ¹		Without Access ¹		Average Distance	Average Time
			#	#	%	#	%	1	1
Minnesota	Sherburne	24700	498	498	100.0	0	0.0	4.7	5.1
	Sibley	24710	167	167	100.0	0	0.0	6.3	6.8
	St. Louis	24680	919	919	100.0	0	0.0	7.8	9.0
	Stearns	24720	798	798	100.0	0	0.0	6.2	6.8
	Stevens	24740	199	199	100.0	0	0.0	6.6	7.1
	Swift	24750	102	102	100.0	0	0.0	6.1	6.6
	Todd	24760	286	286	100.0	0	0.0	10.0	10.9
	Traverse	24770	259	259	100.0	0	0.0	7.9	8.6
	Washington	24810	1,030	1,030	100.0	0	0.0	2.6	3.1
	Watonwan	24820	131	131	100.0	0	0.0	5.3	5.7
	Wilkin	24830	282	282	100.0	0	0.0	10.7	11.7
	Wright	24850	743	743	100.0	0	0.0	5.4	5.8
	Yellow Medicine	24860	199	199	100.0	0	0.0	8.0	8.7
	Grand Totals			26,659	26,659	100.0	0	0.0	5.6

Pulmonary Disease/Apex Network/MNN014 MNN015

May 8, 2024

Created by...

HealthPartners

Pulmonary Disease

224 providers at 188 locations

◆ All providers

Pulmonary Disease

Employee Group

National Proxy Census (Apex Network)

Provider Group

Pulmonary Disease

26,659 eligible locations

● With access (26,372)

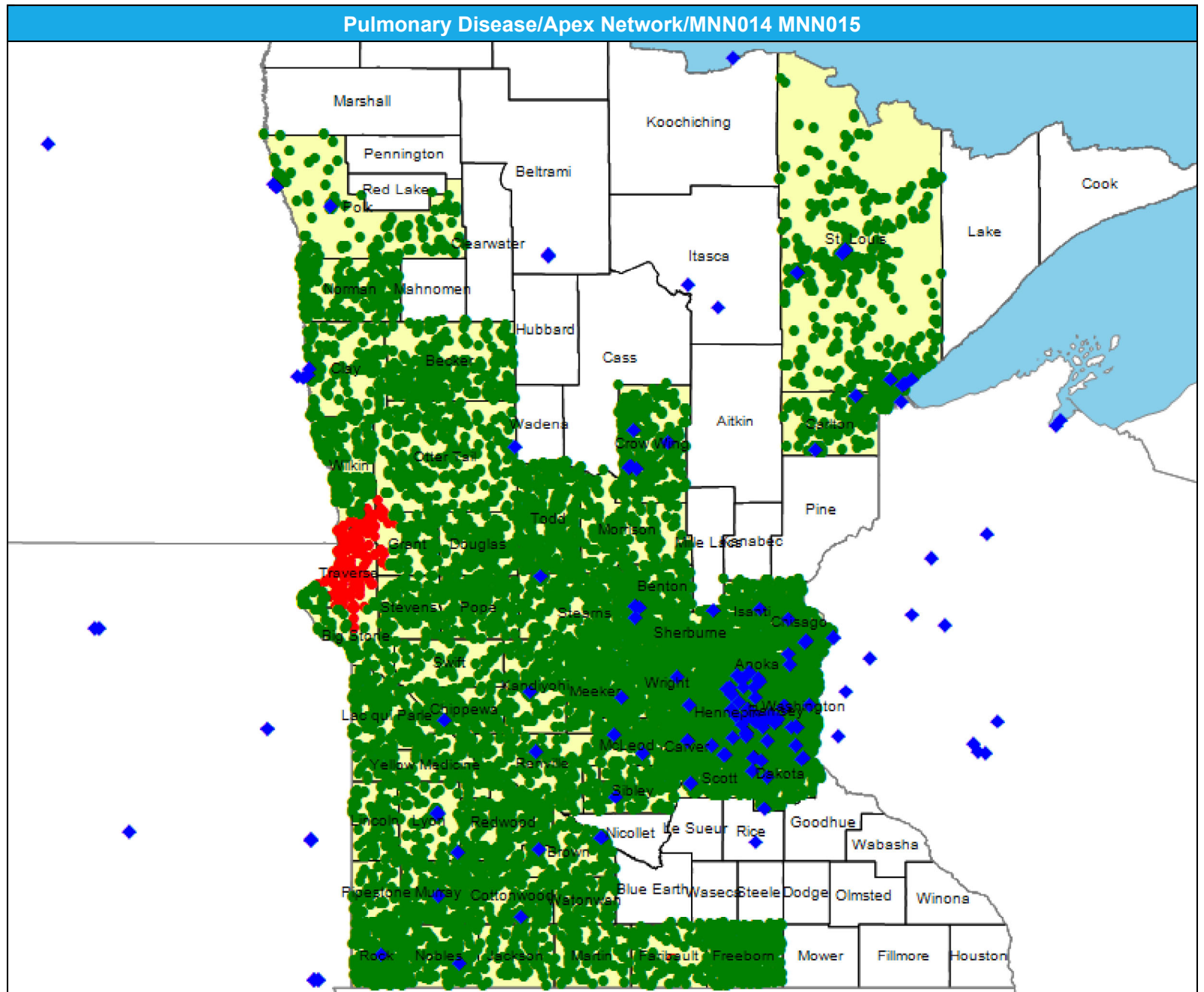
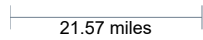
● Without access (287)

The Access Standard is defined as (National Proxy Census (Apex Network)) eligibles accessing:

1 (Pulmonary Disease) provider in 60 miles or 60 minutes

Service Areas

□ Apex Network



Access Detail By County SSA

May 8, 2024

Created by...
HealthPartners

Access Analysis

Pulmonary Disease

Eligible / Provider Groups

National Proxy Census (Apex Network)

Pulmonary Disease

¹ The Access Standard is defined as (National Proxy Census (Apex Network)) eligibles accessing:

1 (Pulmonary Disease) provider in 60 miles or 60 minutes

Pulmonary Disease/Apex Network/MNN014 MNN015									
State Name	County	County SSA	Eligible	With Access ¹		Without Access ¹		Average Distance	Average Time
			#	#	%	#	%	1	1
Minnesota	Anoka	24010	1,740	1,740	100.0	0	0.0	4.3	5.2
	Becker	24020	364	364	100.0	0	0.0	41.6	45.5
	Benton	24040	243	243	100.0	0	0.0	8.9	10.4
	Big Stone	24050	101	83	82.2	18	17.8	52.8	57.6
	Brown	24070	135	135	100.0	0	0.0	6.7	7.3
	Carlton	24080	180	180	100.0	0	0.0	7.0	7.6
	Carver	24090	795	795	100.0	0	0.0	5.3	5.8
	Chippewa	24110	266	266	100.0	0	0.0	8.5	9.2
	Chisago	24120	271	271	100.0	0	0.0	5.7	6.2
	Clay	24130	324	324	100.0	0	0.0	10.0	11.5
	Cottonwood	24160	255	255	100.0	0	0.0	10.2	11.0
	Crow Wing	24170	348	348	100.0	0	0.0	7.4	8.0
	Dakota	24180	1,818	1,818	100.0	0	0.0	3.7	4.7
	Douglas	24200	191	191	100.0	0	0.0	29.4	32.1
	Faribault	24210	151	150	99.3	1	0.7	52.0	56.7
	Freeborn	24230	668	668	100.0	0	0.0	37.3	40.8
	Grant	24250	127	109	85.8	18	14.2	53.8	58.6
	Hennepin	24260	5,098	5,098	100.0	0	0.0	3.1	4.6
	Isanti	24290	226	226	100.0	0	0.0	7.0	7.6
	Jackson	24310	107	107	100.0	0	0.0	18.0	19.6
	Kandiyohi	24330	231	231	100.0	0	0.0	8.6	9.4
	Lac qui Parle	24360	265	265	100.0	0	0.0	25.1	27.4
	Lincoln	24400	118	118	100.0	0	0.0	25.3	27.5
	Lyon	24410	136	136	100.0	0	0.0	6.5	7.0
	Martin	24450	200	200	100.0	0	0.0	38.1	41.6
	McLeod	24420	199	199	100.0	0	0.0	5.9	6.4
	Meeker	24460	512	512	100.0	0	0.0	13.0	14.1
	Morrison	24480	187	187	100.0	0	0.0	25.5	28.3
	Murray	24500	321	321	100.0	0	0.0	9.6	10.4
	Nobles	24520	268	268	100.0	0	0.0	8.5	9.2
	Norman	24530	286	286	100.0	0	0.0	33.9	36.9
	Otter Tail	24550	302	301	99.7	1	0.3	33.9	37.0
	Pipestone	24580	106	106	100.0	0	0.0	23.7	25.8
	Polk	24590	156	156	100.0	0	0.0	18.7	20.3
	Pope	24600	232	232	100.0	0	0.0	28.4	31.0
	Ramsey	24610	2,586	2,586	100.0	0	0.0	2.6	4.1
	Redwood	24630	335	335	100.0	0	0.0	17.5	19.0
	Renville	24640	157	157	100.0	0	0.0	12.3	13.4
	Rock	24660	440	440	100.0	0	0.0	7.2	7.8
	Scott	24690	601	601	100.0	0	0.0	5.7	6.4

Access Detail By County SSA

May 8, 2024

Created by...
HealthPartners

Access Analysis

Pulmonary Disease

Eligible / Provider Groups

National Proxy Census (Apex Network)

Pulmonary Disease

¹ The Access Standard is defined as (National Proxy Census (Apex Network)) eligibles accessing:

1 (Pulmonary Disease) provider in 60 miles or 60 minutes

Pulmonary Disease/Apex Network/MNN014 MNN015									
State Name	County	County SSA	Eligible	With Access ¹		Without Access ¹		Average Distance	Average Time
			#	#	%	#	%	1	1
Minnesota	Sherburne	24700	498	498	100.0	0	0.0	12.5	13.7
	Sibley	24710	167	167	100.0	0	0.0	10.1	11.0
	St. Louis	24680	919	919	100.0	0	0.0	10.9	12.1
	Stearns	24720	798	798	100.0	0	0.0	9.8	10.9
	Stevens	24740	199	199	100.0	0	0.0	46.7	50.9
	Swift	24750	102	102	100.0	0	0.0	27.6	30.1
	Todd	24760	286	286	100.0	0	0.0	19.9	21.7
	Traverse	24770	259	39	15.1	220	84.9	67.9	74.5
	Washington	24810	1,030	1,030	100.0	0	0.0	3.7	4.4
	Watonwan	24820	131	131	100.0	0	0.0	23.4	25.5
	Wilkin	24830	282	253	89.7	29	10.3	44.7	50.6
	Wright	24850	743	743	100.0	0	0.0	9.4	10.3
	Yellow Medicine	24860	199	199	100.0	0	0.0	24.5	26.6
	Grand Totals			26,659	26,372	98.9	287	1.1	11.4

Radiology and Nuclear Medicine/Apex Network/MNN014 MNN015

May 8, 2024

Created by...

HealthPartners

Radiology and Nuclear Medicine

1,813 providers at 426 locations

◆ All providers

Radiology and Nuclear Medicine

Employee Group

National Proxy Census (Apex Network)

Provider Group

Radiology and Nuclear Medicine

26,659 eligible locations

● With access (26,657)

● Without access (2)

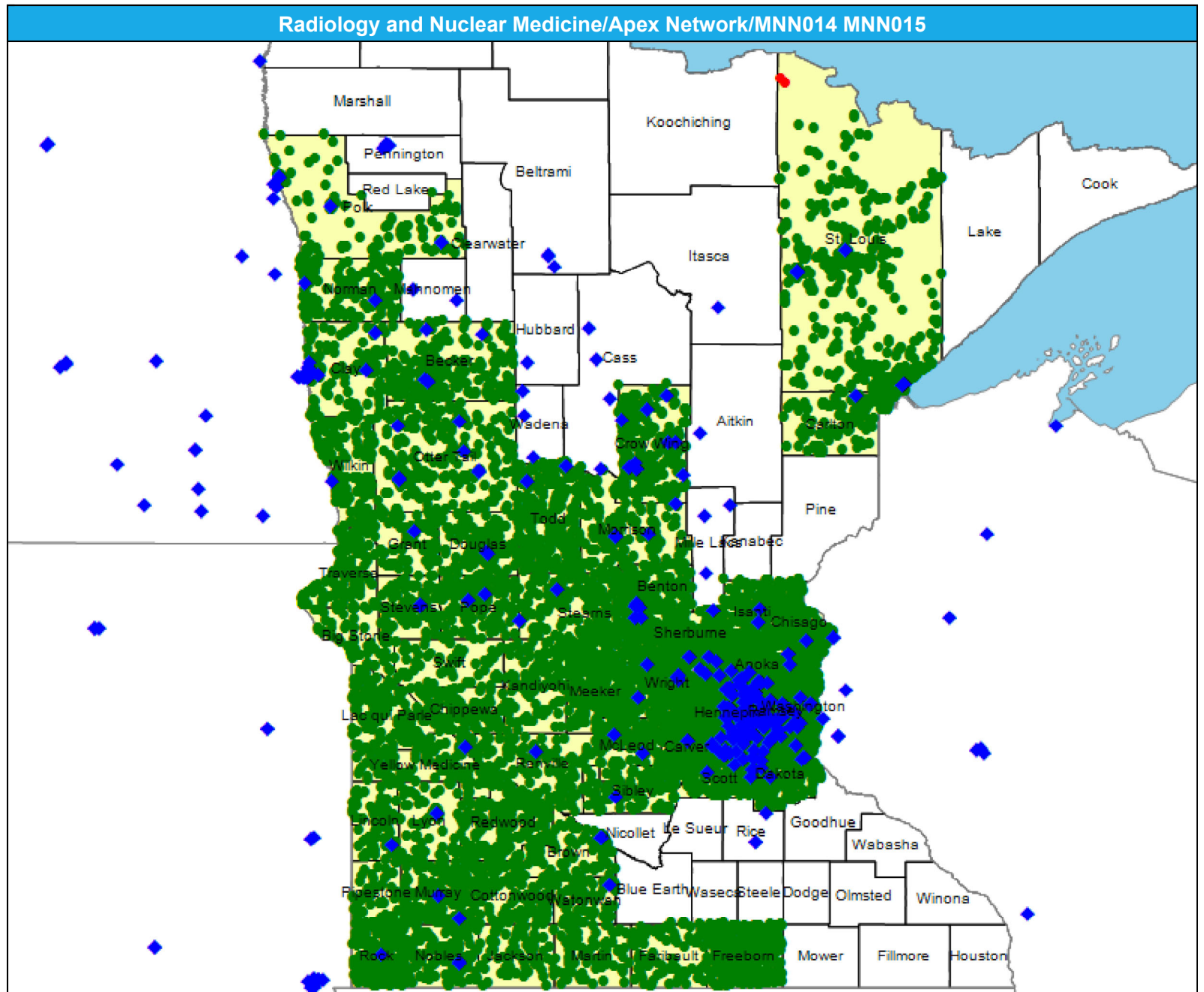
The Access Standard is defined as (National Proxy Census (Apex Network)) eligibles accessing:

1 (Radiology and Nuclear Medicine) provider in 60 miles or 60 minutes

Service Areas

□ Apex Network

21.57 miles



Access Detail By County SSA

May 8, 2024

Created by...
HealthPartners

Access Analysis

Radiology and Nuclear
Medicine

Eligible / Provider Groups

National Proxy Census (Apex
Network)

Radiology and Nuclear
Medicine

¹ The Access Standard is defined
as (National Proxy Census
(Apex Network)) eligibles
accessing:

1 (Radiology and Nuclear
Medicine) provider in 60 miles
or 60 minutes

Radiology and Nuclear Medicine/Apex Network/MNN014 MNN015									
State Name	County	County SSA	Eligible	With Access ¹		Without Access ¹		Average Distance	Average Time
			#	#	%	#	%	1	1
Minnesota	Anoka	24010	1,740	1,740	100.0	0	0.0	3.5	4.3
	Becker	24020	364	364	100.0	0	0.0	7.5	8.2
	Benton	24040	243	243	100.0	0	0.0	7.4	8.1
	Big Stone	24050	101	101	100.0	0	0.0	34.9	38.0
	Brown	24070	135	135	100.0	0	0.0	11.3	12.3
	Carlton	24080	180	180	100.0	0	0.0	12.2	13.2
	Carver	24090	795	795	100.0	0	0.0	4.7	5.2
	Chippewa	24110	266	266	100.0	0	0.0	17.8	19.3
	Chisago	24120	271	271	100.0	0	0.0	8.6	9.4
	Clay	24130	324	324	100.0	0	0.0	4.7	5.1
	Cottonwood	24160	255	255	100.0	0	0.0	25.8	28.0
	Crow Wing	24170	348	348	100.0	0	0.0	4.7	5.1
	Dakota	24180	1,818	1,818	100.0	0	0.0	2.6	3.2
	Douglas	24200	191	191	100.0	0	0.0	7.6	8.3
	Faribault	24210	151	151	100.0	0	0.0	41.1	44.8
	Freeborn	24230	668	668	100.0	0	0.0	37.3	40.8
	Grant	24250	127	127	100.0	0	0.0	11.2	12.2
	Hennepin	24260	5,098	5,098	100.0	0	0.0	2.0	2.9
	Isanti	24290	226	226	100.0	0	0.0	6.0	6.4
	Jackson	24310	107	107	100.0	0	0.0	26.2	28.5
	Kandiyohi	24330	231	231	100.0	0	0.0	23.4	25.5
	Lac qui Parle	24360	265	265	100.0	0	0.0	35.4	38.5
	Lincoln	24400	118	118	100.0	0	0.0	13.9	15.1
	Lyon	24410	136	136	100.0	0	0.0	8.7	9.4
	Martin	24450	200	200	100.0	0	0.0	30.0	32.7
	McLeod	24420	199	199	100.0	0	0.0	5.7	6.2
	Meeker	24460	512	512	100.0	0	0.0	16.6	18.1
	Morrison	24480	187	187	100.0	0	0.0	7.7	8.3
	Murray	24500	321	321	100.0	0	0.0	7.5	8.1
	Nobles	24520	268	268	100.0	0	0.0	7.9	8.5
	Norman	24530	286	286	100.0	0	0.0	9.7	10.5
	Otter Tail	24550	302	302	100.0	0	0.0	7.6	8.3
	Pipestone	24580	106	106	100.0	0	0.0	21.3	23.2
	Polk	24590	156	156	100.0	0	0.0	8.8	9.6
	Pope	24600	232	232	100.0	0	0.0	5.9	6.4
	Ramsey	24610	2,586	2,586	100.0	0	0.0	1.7	2.7
	Redwood	24630	335	335	100.0	0	0.0	24.6	26.8
	Renville	24640	157	157	100.0	0	0.0	11.5	12.5
	Rock	24660	440	440	100.0	0	0.0	7.1	7.8
	Scott	24690	601	601	100.0	0	0.0	3.4	3.7

Access Detail By County SSA

May 8, 2024

Created by...
HealthPartners

Access Analysis

Radiology and Nuclear
Medicine

Eligible / Provider Groups

National Proxy Census (Apex
Network)

Radiology and Nuclear
Medicine

¹ The Access Standard is defined
as (National Proxy Census
(Apex Network)) eligibles
accessing:

1 (Radiology and Nuclear
Medicine) provider in 60 miles
or 60 minutes

Radiology and Nuclear Medicine/Apex Network/MNN014 MNN015									
State Name	County	County SSA	Eligible	With Access ¹		Without Access ¹		Average Distance	Average Time
			#	#	%	#	%	1	1
Minnesota	Sherburne	24700	498	498	100.0	0	0.0	6.1	6.7
	Sibley	24710	167	167	100.0	0	0.0	11.6	12.6
	St. Louis	24680	919	917	99.8	2	0.2	12.0	13.6
	Stearns	24720	798	798	100.0	0	0.0	8.3	9.1
	Stevens	24740	199	199	100.0	0	0.0	6.7	7.3
	Swift	24750	102	102	100.0	0	0.0	24.6	26.8
	Todd	24760	286	286	100.0	0	0.0	13.7	14.9
	Traverse	24770	259	259	100.0	0	0.0	32.0	34.9
	Washington	24810	1,030	1,030	100.0	0	0.0	2.9	3.4
	Watonwan	24820	131	131	100.0	0	0.0	14.1	15.3
	Wilkin	24830	282	282	100.0	0	0.0	10.8	11.8
	Wright	24850	743	743	100.0	0	0.0	4.6	5.0
	Yellow Medicine	24860	199	199	100.0	0	0.0	17.8	19.4
Grand Totals			26,659	26,657	99.9	2	0.1	8.0	9.1

Reconstructive Surgery/Apex Network/MNN014 MNN015

May 8, 2024

Created by...

HealthPartners

Reconstructive Surgery

105 providers at 141 locations

◆ All providers

Reconstructive Surgery

Employee Group

National Proxy Census (Apex Network)

Provider Group

Reconstructive Surgery

26,659 eligible locations

● With access (24,498)

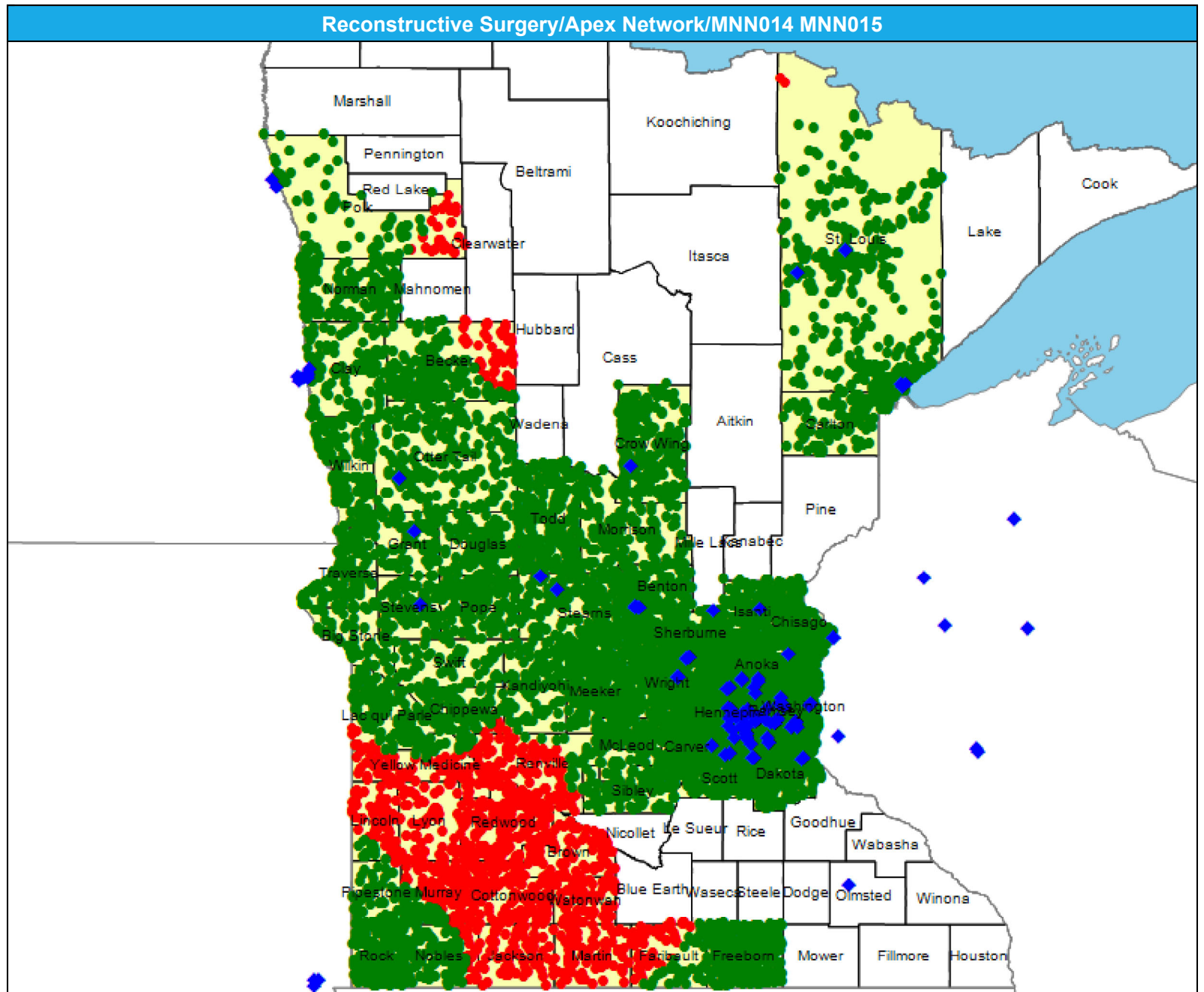
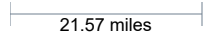
● Without access (2,161)

The Access Standard is defined as (National Proxy Census (Apex Network)) eligibles accessing:

1 (Reconstructive Surgery) provider in 60 miles or 60 minutes

Service Areas

□ Apex Network



Access Detail By County SSA

May 8, 2024

Created by...
HealthPartners

Access Analysis

Reconstructive Surgery

Eligible / Provider Groups

National Proxy Census (Apex Network)

Reconstructive Surgery

¹ The Access Standard is defined as (National Proxy Census (Apex Network)) eligibles accessing:

¹ (Reconstructive Surgery) provider in 60 miles or 60 minutes

Reconstructive Surgery/Apex Network/MNN014 MNN015									
State Name	County	County SSA	Eligible	With Access ¹		Without Access ¹		Average Distance	Average Time
			#	#	%	#	%	1	1
Minnesota	Anoka	24010	1,740	1,740	100.0	0	0.0	5.1	6.8
	Becker	24020	364	300	82.4	64	17.6	47.3	51.6
	Benton	24040	243	243	100.0	0	0.0	8.9	10.4
	Big Stone	24050	101	101	100.0	0	0.0	35.4	38.6
	Brown	24070	135	0	0.0	135	100.0	72.8	79.4
	Carlton	24080	180	180	100.0	0	0.0	28.8	31.9
	Carver	24090	795	795	100.0	0	0.0	8.8	9.8
	Chippewa	24110	266	246	92.5	20	7.5	48.8	53.1
	Chisago	24120	271	271	100.0	0	0.0	10.6	11.6
	Clay	24130	324	324	100.0	0	0.0	9.7	11.3
	Cottonwood	24160	255	0	0.0	255	100.0	86.8	102.3
	Crow Wing	24170	348	348	100.0	0	0.0	15.3	16.7
	Dakota	24180	1,818	1,818	100.0	0	0.0	5.5	6.9
	Douglas	24200	191	191	100.0	0	0.0	25.2	27.4
	Faribault	24210	151	68	45.0	83	55.0	61.6	67.2
	Freeborn	24230	668	668	100.0	0	0.0	39.1	42.9
	Grant	24250	127	127	100.0	0	0.0	11.2	12.2
	Hennepin	24260	5,098	5,098	100.0	0	0.0	2.9	4.5
	Isanti	24290	226	226	100.0	0	0.0	7.5	8.1
	Jackson	24310	107	0	0.0	107	100.0	82.6	98.2
	Kandiyohi	24330	231	231	100.0	0	0.0	40.0	43.6
	Lac qui Parle	24360	265	259	97.7	6	2.3	47.9	52.2
	Lincoln	24400	118	19	16.1	99	83.9	67.1	79.7
	Lyon	24410	136	0	0.0	136	100.0	78.8	88.5
	Martin	24450	200	0	0.0	200	100.0	80.8	88.1
	McLeod	24420	199	199	100.0	0	0.0	33.7	36.7
	Meeker	24460	512	512	100.0	0	0.0	32.2	35.4
	Morrison	24480	187	187	100.0	0	0.0	26.2	29.1
	Murray	24500	321	69	21.5	252	78.5	65.5	78.6
	Nobles	24520	268	236	88.1	32	11.9	53.4	64.0
	Norman	24530	286	286	100.0	0	0.0	37.8	41.2
	Otter Tail	24550	302	302	100.0	0	0.0	24.2	26.4
	Pipestone	24580	106	102	96.2	4	3.8	46.2	55.4
	Polk	24590	156	126	80.8	30	19.2	34.7	37.8
	Pope	24600	232	232	100.0	0	0.0	21.9	23.9
	Ramsey	24610	2,586	2,586	100.0	0	0.0	2.3	3.7
	Redwood	24630	335	0	0.0	335	100.0	83.3	91.9
	Renville	24640	157	31	19.7	126	80.3	63.5	69.3
	Rock	24660	440	440	100.0	0	0.0	29.8	35.7
	Scott	24690	601	601	100.0	0	0.0	7.8	8.8

Access Detail By County SSA

May 8, 2024

Created by...
HealthPartners

Access Analysis

Reconstructive Surgery

Eligible / Provider Groups

National Proxy Census (Apex Network)

Reconstructive Surgery

¹ The Access Standard is defined as (National Proxy Census (Apex Network)) eligibles accessing:

1 (Reconstructive Surgery) provider in 60 miles or 60 minutes

Reconstructive Surgery/Apex Network/MNN014 MNN015									
State Name	County	County SSA	Eligible	With Access ¹		Without Access ¹		Average Distance	Average Time
			#	#	%	#	%	1	1
Minnesota	Sherburne	24700	498	498	100.0	0	0.0	8.9	9.8
	Sibley	24710	167	167	100.0	0	0.0	39.1	42.7
	St. Louis	24680	919	917	99.8	2	0.2	12.2	13.6
	Stearns	24720	798	798	100.0	0	0.0	9.4	10.8
	Stevens	24740	199	199	100.0	0	0.0	7.1	7.7
	Swift	24750	102	102	100.0	0	0.0	31.3	34.1
	Todd	24760	286	286	100.0	0	0.0	22.7	24.8
	Traverse	24770	259	259	100.0	0	0.0	33.2	36.2
	Washington	24810	1,030	1,030	100.0	0	0.0	4.4	5.3
	Watonwan	24820	131	0	0.0	131	100.0	85.8	93.6
	Wilkin	24830	282	282	100.0	0	0.0	23.5	26.1
	Wright	24850	743	743	100.0	0	0.0	9.8	10.8
	Yellow Medicine	24860	199	55	27.6	144	72.4	63.9	69.7
	Grand Totals			26,659	24,498	91.9	2,161	8.1	18.2

Rheumatology/Apex Network/MNN014 MNN015

May 8, 2024

Created by...

HealthPartners

Rheumatology

114 providers at 89 locations

- ◆ All providers

Rheumatology

Employee Group

National Proxy Census (Apex Network)

Provider Group

Rheumatology

26,659 eligible locations

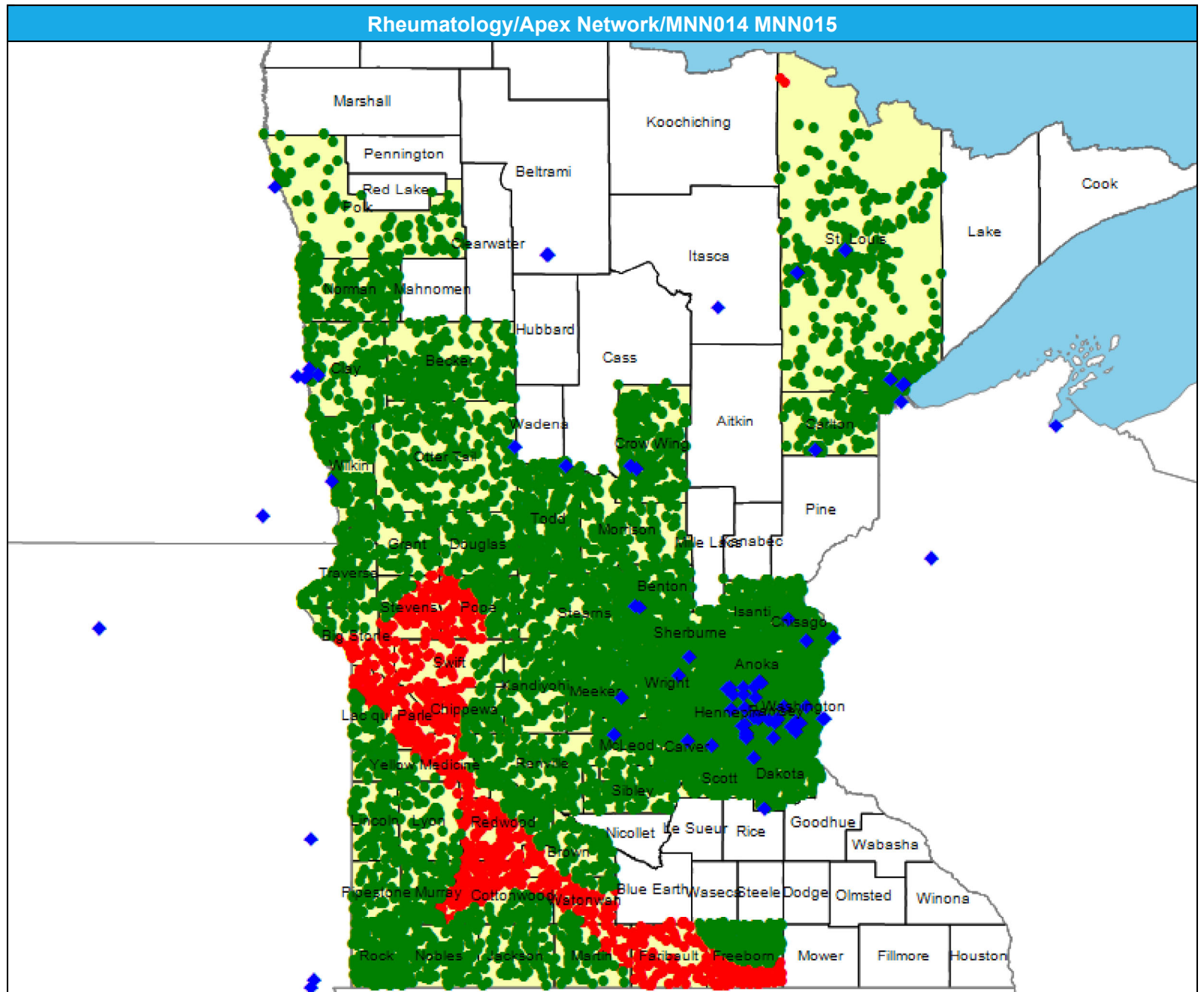
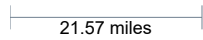
- With access (24,836)
- Without access (1,823)

The Access Standard is defined as (National Proxy Census (Apex Network)) eligibles accessing:

- 1 (Rheumatology) provider in 60 miles or 60 minutes

Service Areas

- Apex Network



Access Detail By County SSA

May 8, 2024

Created by...
HealthPartners

Access Analysis

Rheumatology

Eligible / Provider Groups

National Proxy Census (Apex Network)

Rheumatology

¹ The Access Standard is defined as (National Proxy Census (Apex Network)) eligibles accessing:

¹ (Rheumatology) provider in 60 miles or 60 minutes

Rheumatology/Apex Network/MNN014 MNN015									
State Name	County	County SSA	Eligible	With Access ¹		Without Access ¹		Average Distance	Average Time
			#	#	%	#	%	1	1
Minnesota	Anoka	24010	1,740	1,740	100.0	0	0.0	6.3	8.2
	Becker	24020	364	364	100.0	0	0.0	39.4	42.9
	Benton	24040	243	243	100.0	0	0.0	9.3	11.2
	Big Stone	24050	101	39	38.6	62	61.4	62.2	67.8
	Brown	24070	135	112	83.0	23	17.0	48.3	52.7
	Carlton	24080	180	180	100.0	0	0.0	15.5	16.9
	Carver	24090	795	795	100.0	0	0.0	5.6	6.2
	Chippewa	24110	266	82	30.8	184	69.2	64.1	69.8
	Chisago	24120	271	271	100.0	0	0.0	6.8	7.4
	Clay	24130	324	324	100.0	0	0.0	8.8	9.7
	Cottonwood	24160	255	156	61.2	99	38.8	58.2	63.5
	Crow Wing	24170	348	348	100.0	0	0.0	14.5	15.8
	Dakota	24180	1,818	1,818	100.0	0	0.0	6.4	7.9
	Douglas	24200	191	190	99.5	1	0.5	43.3	47.2
	Faribault	24210	151	6	4.0	145	96.0	68.7	74.9
	Freeborn	24230	668	459	68.7	209	31.3	58.5	63.9
	Grant	24250	127	127	100.0	0	0.0	45.2	49.3
	Hennepin	24260	5,098	5,098	100.0	0	0.0	3.6	5.5
	Isanti	24290	226	226	100.0	0	0.0	16.6	18.1
	Jackson	24310	107	107	100.0	0	0.0	39.2	42.7
	Kandiyohi	24330	231	231	100.0	0	0.0	37.1	40.5
	Lac qui Parle	24360	265	41	15.5	224	84.5	63.8	69.6
	Lincoln	24400	118	118	100.0	0	0.0	30.6	33.3
	Lyon	24410	136	128	94.1	8	5.9	51.3	55.9
	Martin	24450	200	123	61.5	77	38.5	57.4	62.6
	McLeod	24420	199	199	100.0	0	0.0	10.2	11.1
	Meeker	24460	512	512	100.0	0	0.0	13.3	14.4
	Morrison	24480	187	187	100.0	0	0.0	25.5	28.6
	Murray	24500	321	197	61.4	124	38.6	58.7	64.3
	Nobles	24520	268	267	99.6	1	0.4	47.6	53.6
	Norman	24530	286	286	100.0	0	0.0	37.1	40.4
	Otter Tail	24550	302	302	100.0	0	0.0	27.6	30.1
	Pipestone	24580	106	106	100.0	0	0.0	40.5	45.2
	Polk	24590	156	156	100.0	0	0.0	30.1	32.7
	Pope	24600	232	152	65.5	80	34.5	59.4	66.0
	Ramsey	24610	2,586	2,586	100.0	0	0.0	3.0	4.8
	Redwood	24630	335	178	53.1	157	46.9	58.9	64.2
	Renville	24640	157	157	100.0	0	0.0	35.5	38.6
	Rock	24660	440	440	100.0	0	0.0	31.1	37.3
	Scott	24690	601	601	100.0	0	0.0	9.8	11.3

Access Detail By County SSA

May 8, 2024

Created by...
HealthPartners

Access Analysis

Rheumatology

Eligible / Provider Groups

National Proxy Census (Apex Network)

Rheumatology

¹ The Access Standard is defined as (National Proxy Census (Apex Network)) eligibles accessing:

1 (Rheumatology) provider in 60 miles or 60 minutes

Rheumatology/Apex Network/MNN014 MNN015										
State Name	County	County SSA	Eligible	With Access ¹		Without Access ¹		Average Distance	Average Time	
			#	#	%	#	%	1	1	
Minnesota	Sherburne	24700	498	498	100.0	0	0.0	12.0	13.2	
	Sibley	24710	167	167	100.0	0	0.0	25.1	27.4	
	St. Louis	24680	919	917	99.8	2	0.2	11.7	13.1	
	Stearns	24720	798	798	100.0	0	0.0	15.7	18.7	
	Stevens	24740	199	26	13.1	173	86.9	65.5	71.5	
	Swift	24750	102	16	15.7	86	84.3	69.2	75.4	
	Todd	24760	286	286	100.0	0	0.0	24.0	26.3	
	Traverse	24770	259	259	100.0	0	0.0	35.5	38.7	
	Washington	24810	1,030	1,030	100.0	0	0.0	5.4	6.4	
	Watonwan	24820	131	40	30.5	91	69.5	62.5	68.1	
	Wilkin	24830	282	282	100.0	0	0.0	12.9	14.1	
	Wright	24850	743	743	100.0	0	0.0	9.0	9.9	
	Yellow Medicine	24860	199	122	61.3	77	38.7	56.9	62.0	
	Grand Totals			26,659	24,836	93.2	1,823	6.8	18.1	20.5

Substance Use Disorder (SUD) Outpatient/Apex Network/MNN014 MNN015

May 8, 2024

Created by...

HealthPartners

Substance Use Disorder (SUD) Outpatient

443 providers at 316 locations

◆ All providers

SUD Outpatient

Employee Group

National Proxy Census (Apex Network)

Provider Group

Substance Use Disorder (SUD) Outpatient

26,659 eligible locations

● With access (26,534)

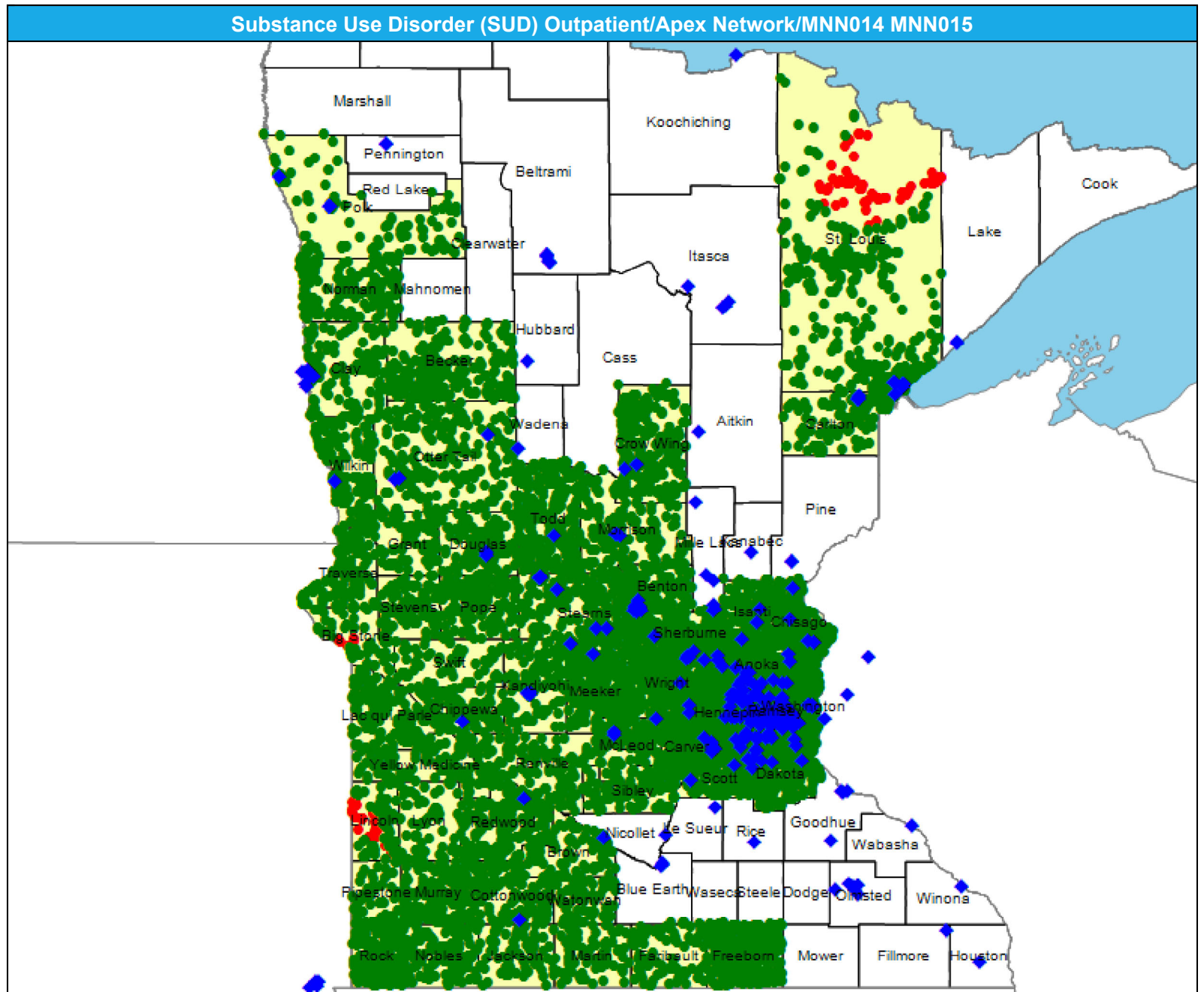
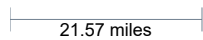
● Without access (125)

The Access Standard is defined as (National Proxy Census (Apex Network)) eligibles accessing:

1 (Substance Use Disorder (SUD) Outpatient) provider in 60 miles or 60 minutes

Service Areas

□ Apex Network



Access Detail By County SSA

May 8, 2024

Created by...
HealthPartners

Access Analysis

SUD Outpatient

Eligible / Provider Groups

National Proxy Census (Apex Network)

Substance Use Disorder (SUD) Outpatient

¹ The Access Standard is defined as (National Proxy Census (Apex Network)) eligibles accessing:

¹ (Substance Use Disorder (SUD) Outpatient) provider in 60 miles or 60 minutes

Substance Use Disorder (SUD) Outpatient/Apex Network/MNN014 MNN015									
State Name	County	County SSA	Eligible	With Access ¹		Without Access ¹		Average Distance	Average Time
			#	#	%	#	%	1	1
Minnesota	Anoka	24010	1,740	1,740	100.0	0	0.0	3.0	3.7
	Becker	24020	364	364	100.0	0	0.0	31.8	34.7
	Benton	24040	243	243	100.0	0	0.0	6.6	7.2
	Big Stone	24050	101	96	95.0	5	5.0	53.7	58.5
	Brown	24070	135	135	100.0	0	0.0	11.0	12.0
	Carlton	24080	180	180	100.0	0	0.0	11.6	12.6
	Carver	24090	795	795	100.0	0	0.0	5.8	6.5
	Chippewa	24110	266	266	100.0	0	0.0	10.3	11.2
	Chisago	24120	271	271	100.0	0	0.0	4.2	4.6
	Clay	24130	324	324	100.0	0	0.0	8.8	9.8
	Cottonwood	24160	255	255	100.0	0	0.0	12.3	13.4
	Crow Wing	24170	348	348	100.0	0	0.0	12.1	13.1
	Dakota	24180	1,818	1,818	100.0	0	0.0	3.3	4.0
	Douglas	24200	191	191	100.0	0	0.0	7.7	8.3
	Faribault	24210	151	151	100.0	0	0.0	37.6	40.9
	Freeborn	24230	668	668	100.0	0	0.0	45.4	49.6
	Grant	24250	127	127	100.0	0	0.0	24.3	26.5
	Hennepin	24260	5,098	5,098	100.0	0	0.0	2.3	3.4
	Isanti	24290	226	226	100.0	0	0.0	5.0	5.4
	Jackson	24310	107	107	100.0	0	0.0	18.6	20.3
	Kandiyohi	24330	231	231	100.0	0	0.0	7.3	7.9
	Lac qui Parle	24360	265	265	100.0	0	0.0	31.7	34.5
	Lincoln	24400	118	86	72.9	32	27.1	58.1	64.3
	Lyon	24410	136	136	100.0	0	0.0	39.3	42.8
	Martin	24450	200	200	100.0	0	0.0	37.4	40.7
	McLeod	24420	199	199	100.0	0	0.0	7.8	8.4
	Meeker	24460	512	512	100.0	0	0.0	13.1	14.2
	Morrison	24480	187	187	100.0	0	0.0	10.1	11.0
	Murray	24500	321	321	100.0	0	0.0	35.6	38.8
	Nobles	24520	268	268	100.0	0	0.0	37.6	41.7
	Norman	24530	286	286	100.0	0	0.0	34.0	37.0
	Otter Tail	24550	302	302	100.0	0	0.0	13.3	14.5
Pipestone	24580	106	106	100.0	0	0.0	46.4	54.8	
Polk	24590	156	156	100.0	0	0.0	17.7	19.3	
Pope	24600	232	232	100.0	0	0.0	20.1	21.8	
Ramsey	24610	2,586	2,586	100.0	0	0.0	1.3	2.0	
Redwood	24630	335	335	100.0	0	0.0	15.0	16.3	
Renville	24640	157	157	100.0	0	0.0	19.0	20.7	
Rock	24660	440	440	100.0	0	0.0	30.2	36.2	
Scott	24690	601	601	100.0	0	0.0	4.4	4.9	

Access Detail By County SSA

May 8, 2024

Created by...
HealthPartners

Access Analysis

SUD Outpatient

Eligible / Provider Groups

National Proxy Census (Apex Network)

Substance Use Disorder (SUD) Outpatient

¹ The Access Standard is defined as (National Proxy Census (Apex Network)) eligibles accessing:

1 (Substance Use Disorder (SUD) Outpatient) provider in 60 miles or 60 minutes

Substance Use Disorder (SUD) Outpatient/Apex Network/MNN014 MNN015									
State Name	County	County SSA	Eligible	With Access ¹		Without Access ¹		Average Distance	Average Time
			#	#	%	#	%	1	1
Minnesota	Sherburne	24700	498	498	100.0	0	0.0	4.9	5.3
	Sibley	24710	167	167	100.0	0	0.0	17.1	18.7
	St. Louis	24680	919	831	90.4	88	9.6	25.3	27.8
	Stearns	24720	798	798	100.0	0	0.0	4.7	5.1
	Stevens	24740	199	199	100.0	0	0.0	41.1	44.8
	Swift	24750	102	102	100.0	0	0.0	29.4	32.1
	Todd	24760	286	286	100.0	0	0.0	12.4	13.5
	Traverse	24770	259	259	100.0	0	0.0	35.8	39.1
	Washington	24810	1,030	1,030	100.0	0	0.0	2.7	3.2
	Watonwan	24820	131	131	100.0	0	0.0	24.3	26.5
	Wilkin	24830	282	282	100.0	0	0.0	11.4	12.5
	Wright	24850	743	743	100.0	0	0.0	5.8	6.4
	Yellow Medicine	24860	199	199	100.0	0	0.0	26.6	29.0
Grand Totals			26,659	26,534	99.5	125	0.5	11.2	12.6

Substance Use Disorder (SUD) Inpatient/Apex Network/MNN014 MNN015

May 8, 2024

Created by...

HealthPartners

Substance Use Disorder (SUD) Inpatient

53 providers at 60 locations

- ◆ All providers

SUD Inpatient

Employee Group

National Proxy Census (Apex Network)

Provider Group

Substance Use Disorder (SUD) Inpatient

26,659 eligible locations

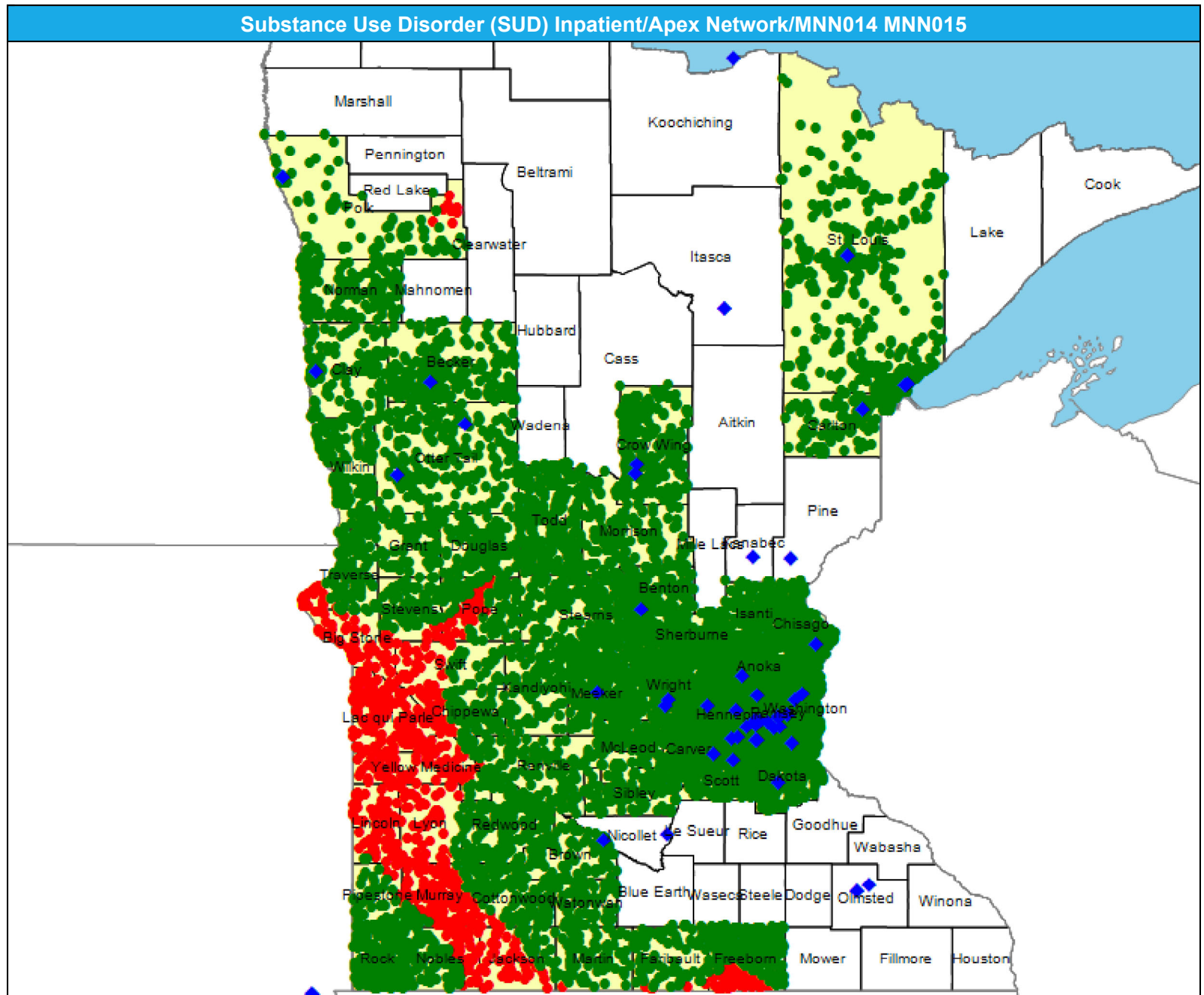
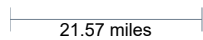
- With access (24,821)
- Without access (1,838)

The Access Standard is defined as (National Proxy Census (Apex Network)) eligibles accessing:

- 1 (Substance Use Disorder (SUD) Inpatient) provider in 60 miles or 60 minutes

Service Areas

- Apex Network



Access Detail By County SSA

May 8, 2024

Created by...
HealthPartners

Access Analysis

SUD Inpatient

Eligible / Provider Groups

National Proxy Census (Apex Network)

Substance Use Disorder (SUD) Inpatient

¹ The Access Standard is defined as (National Proxy Census (Apex Network)) eligibles accessing:

¹ (Substance Use Disorder (SUD) Inpatient) provider in 60 miles or 60 minutes

Substance Use Disorder (SUD) Inpatient/Apex Network/MNN014 MNN015									
State Name	County	County SSA	Eligible	With Access ¹		Without Access ¹		Average Distance	Average Time
			#	#	%	#	%	1	1
Minnesota	Anoka	24010	1,740	1,740	100.0	0	0.0	6.6	8.3
	Becker	24020	364	364	100.0	0	0.0	13.6	14.8
	Benton	24040	243	243	100.0	0	0.0	9.4	11.2
	Big Stone	24050	101	17	16.8	84	83.2	68.0	74.2
	Brown	24070	135	135	100.0	0	0.0	11.8	12.8
	Carlton	24080	180	180	100.0	0	0.0	12.2	13.2
	Carver	24090	795	795	100.0	0	0.0	8.6	9.5
	Chippewa	24110	266	112	42.1	154	57.9	58.6	63.9
	Chisago	24120	271	271	100.0	0	0.0	11.8	12.8
	Clay	24130	324	324	100.0	0	0.0	9.1	9.9
	Cottonwood	24160	255	250	98.0	5	2.0	50.1	54.6
	Crow Wing	24170	348	348	100.0	0	0.0	13.8	15.0
	Dakota	24180	1,818	1,818	100.0	0	0.0	7.7	9.9
	Douglas	24200	191	191	100.0	0	0.0	49.1	53.6
	Faribault	24210	151	144	95.4	7	4.6	49.4	53.9
	Freeborn	24230	668	499	74.7	169	25.3	56.9	66.1
	Grant	24250	127	127	100.0	0	0.0	29.2	31.9
	Hennepin	24260	5,098	5,098	100.0	0	0.0	4.0	6.0
	Isanti	24290	226	226	100.0	0	0.0	20.3	22.1
	Jackson	24310	107	29	27.1	78	72.9	62.7	68.7
	Kandiyohi	24330	231	231	100.0	0	0.0	27.6	30.1
	Lac qui Parle	24360	265	0	0.0	265	100.0	81.9	89.3
	Lincoln	24400	118	3	2.5	115	97.5	72.4	86.3
	Lyon	24410	136	19	14.0	117	86.0	68.0	74.3
	Martin	24450	200	199	99.5	1	0.5	46.3	50.5
	McLeod	24420	199	199	100.0	0	0.0	21.0	22.9
	Meeker	24460	512	512	100.0	0	0.0	9.4	10.2
	Morrison	24480	187	187	100.0	0	0.0	26.1	29.1
	Murray	24500	321	38	11.8	283	88.2	65.9	74.3
	Nobles	24520	268	127	47.4	141	52.6	57.3	68.5
	Norman	24530	286	286	100.0	0	0.0	36.3	39.5
	Otter Tail	24550	302	302	100.0	0	0.0	14.1	15.3
	Pipestone	24580	106	96	90.6	10	9.4	51.4	61.7
	Polk	24590	156	148	94.9	8	5.1	32.6	35.5
	Pope	24600	232	103	44.4	129	55.6	58.7	66.2
	Ramsey	24610	2,586	2,586	100.0	0	0.0	2.9	4.8
	Redwood	24630	335	335	100.0	0	0.0	41.7	45.4
	Renville	24640	157	157	100.0	0	0.0	39.1	42.6
	Rock	24660	440	440	100.0	0	0.0	35.0	42.0
	Scott	24690	601	601	100.0	0	0.0	7.6	8.4

Access Detail By County SSA

May 8, 2024

Created by...
HealthPartners

Access Analysis

SUD Inpatient

Eligible / Provider Groups

National Proxy Census (Apex Network)

Substance Use Disorder (SUD) Inpatient

¹ The Access Standard is defined as (National Proxy Census (Apex Network)) eligibles accessing:

1 (Substance Use Disorder (SUD) Inpatient) provider in 60 miles or 60 minutes

Substance Use Disorder (SUD) Inpatient/Apex Network/MNN014 MNN015									
State Name	County	County SSA	Eligible	With Access ¹		Without Access ¹		Average Distance	Average Time
			#	#	%	#	%	1	1
Minnesota	Sherburne	24700	498	498	100.0	0	0.0	19.8	22.0
	Sibley	24710	167	167	100.0	0	0.0	20.8	22.7
	St. Louis	24680	919	919	100.0	0	0.0	14.1	16.3
	Stearns	24720	798	798	100.0	0	0.0	16.1	18.9
	Stevens	24740	199	174	87.4	25	12.6	52.9	57.7
	Swift	24750	102	57	55.9	45	44.1	61.0	66.5
	Todd	24760	286	286	100.0	0	0.0	41.0	45.8
	Traverse	24770	259	218	84.2	41	15.8	48.3	52.6
	Washington	24810	1,030	1,030	100.0	0	0.0	7.0	8.1
	Watonwan	24820	131	131	100.0	0	0.0	27.7	30.2
	Wilkin	24830	282	282	100.0	0	0.0	24.1	26.2
	Wright	24850	743	743	100.0	0	0.0	13.1	14.4
	Yellow Medicine	24860	199	38	19.1	161	80.9	73.4	80.8
	Grand Totals			26,659	24,821	93.1	1,838	6.9	18.5

Thoracic Surgery/Apex Network/MNN014 MNN015

May 8, 2024

Created by...

HealthPartners

Thoracic Surgery

109 providers at 79 locations

◆ All providers

Thoracic Surgery

Employee Group

National Proxy Census (Apex Network)

Provider Group

Thoracic Surgery

26,659 eligible locations

● With access (22,576)

● Without access (4,083)

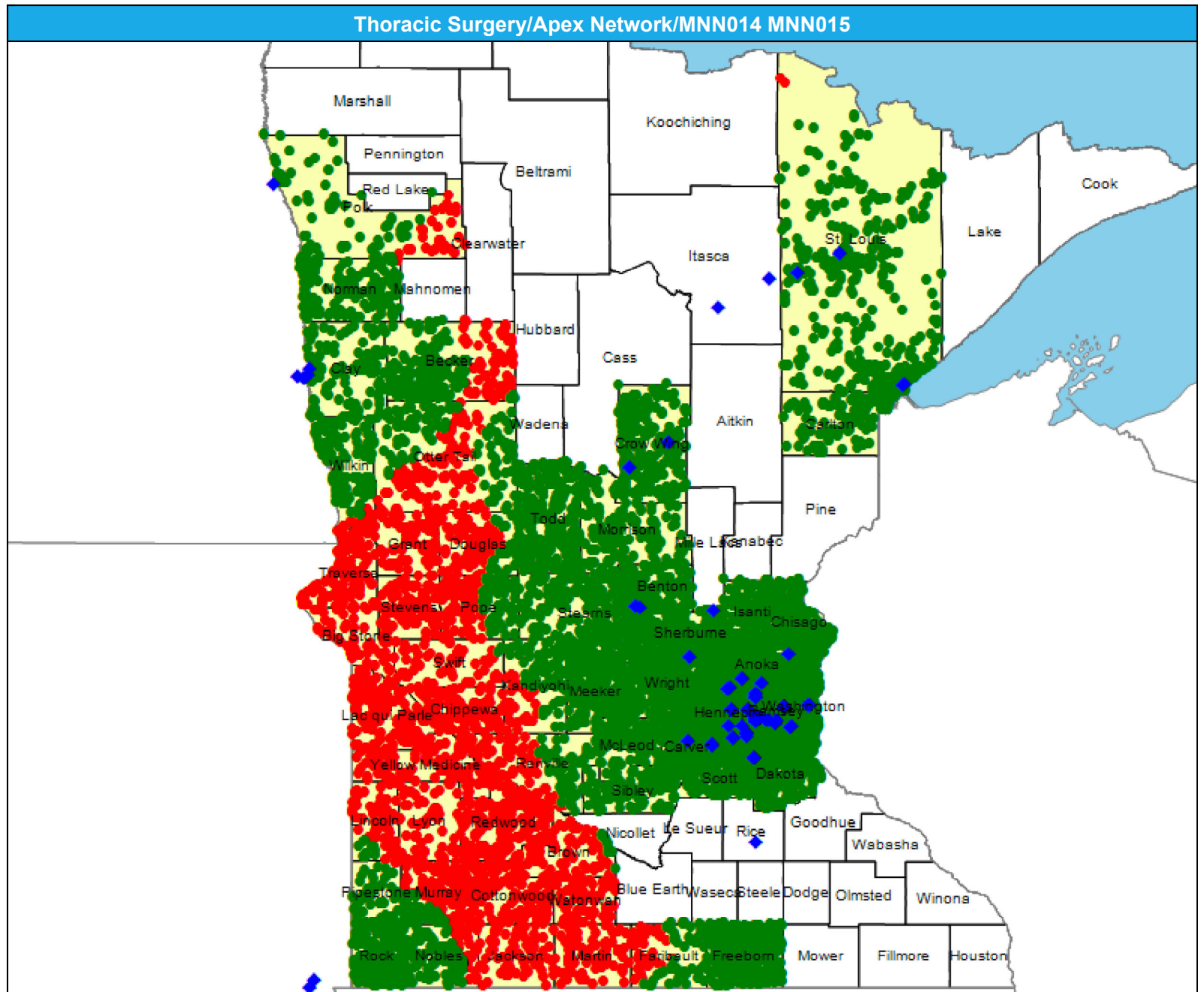
The Access Standard is defined as (National Proxy Census (Apex Network)) eligibles accessing:

1 (Thoracic Surgery) provider in 60 miles or 60 minutes

Service Areas

□ Apex Network

21.57 miles



Access Detail By County SSA

May 8, 2024

Created by...
HealthPartners

Access Analysis

Thoracic Surgery

Eligible / Provider Groups

National Proxy Census (Apex Network)

Thoracic Surgery

¹ The Access Standard is defined as (National Proxy Census (Apex Network)) eligibles accessing:

¹ (Thoracic Surgery) provider in 60 miles or 60 minutes

Thoracic Surgery/Apex Network/MNN014 MNN015									
State Name	County	County SSA	Eligible	With Access ¹		Without Access ¹		Average Distance	Average Time
			#	#	%	#	%	1	1
Minnesota	Anoka	24010	1,740	1,740	100.0	0	0.0	5.4	6.9
	Becker	24020	364	283	77.7	81	22.3	50.9	55.6
	Benton	24040	243	243	100.0	0	0.0	8.9	10.4
	Big Stone	24050	101	0	0.0	101	100.0	101.2	115.3
	Brown	24070	135	26	19.3	109	80.7	67.4	73.4
	Carlton	24080	180	180	100.0	0	0.0	29.5	40.1
	Carver	24090	795	795	100.0	0	0.0	5.4	5.9
	Chippewa	24110	266	0	0.0	266	100.0	87.5	100.6
	Chisago	24120	271	271	100.0	0	0.0	14.9	16.2
	Clay	24130	324	324	100.0	0	0.0	10.0	11.5
	Cottonwood	24160	255	0	0.0	255	100.0	86.4	100.4
	Crow Wing	24170	348	348	100.0	0	0.0	11.1	12.1
	Dakota	24180	1,818	1,818	100.0	0	0.0	7.8	10.0
	Douglas	24200	191	28	14.7	163	85.3	64.5	74.4
	Faribault	24210	151	81	53.6	70	46.4	58.6	63.9
	Freeborn	24230	668	668	100.0	0	0.0	37.3	40.8
	Grant	24250	127	0	0.0	127	100.0	79.0	88.0
	Hennepin	24260	5,098	5,098	100.0	0	0.0	3.4	5.2
	Isanti	24290	226	226	100.0	0	0.0	17.5	19.1
	Jackson	24310	107	0	0.0	107	100.0	84.0	99.1
	Kandiyohi	24330	231	106	45.9	125	54.1	57.7	66.7
	Lac qui Parle	24360	265	0	0.0	265	100.0	104.6	124.7
	Lincoln	24400	118	16	13.6	102	86.4	68.3	81.9
	Lyon	24410	136	0	0.0	136	100.0	84.7	100.9
	Martin	24450	200	0	0.0	200	100.0	78.9	86.0
	McLeod	24420	199	199	100.0	0	0.0	25.4	27.7
	Meeker	24460	512	512	100.0	0	0.0	37.8	42.3
	Morrison	24480	187	187	100.0	0	0.0	26.4	29.5
	Murray	24500	321	51	15.9	270	84.1	66.4	79.7
	Nobles	24520	268	222	82.8	46	17.2	54.8	65.7
	Norman	24530	286	285	99.7	1	0.3	38.0	41.4
	Otter Tail	24550	302	135	44.7	167	55.3	59.1	65.3
	Pipestone	24580	106	101	95.3	5	4.7	47.4	56.8
	Polk	24590	156	120	76.9	36	23.1	36.1	39.3
	Pope	24600	232	123	53.0	109	47.0	61.4	73.7
	Ramsey	24610	2,586	2,586	100.0	0	0.0	2.9	4.8
	Redwood	24630	335	0	0.0	335	100.0	79.1	87.0
	Renville	24640	157	69	43.9	88	56.1	60.2	65.6
	Rock	24660	440	440	100.0	0	0.0	31.0	37.2
	Scott	24690	601	601	100.0	0	0.0	9.7	11.3

Access Detail By County SSA

May 8, 2024

Created by...
HealthPartners

Access Analysis

Thoracic Surgery

Eligible / Provider Groups

National Proxy Census (Apex Network)

Thoracic Surgery

¹ The Access Standard is defined as (National Proxy Census (Apex Network)) eligibles accessing:

1 (Thoracic Surgery) provider in 60 miles or 60 minutes

Thoracic Surgery/Apex Network/MNN014 MNN015									
State Name	County	County SSA	Eligible	With Access ¹		Without Access ¹		Average Distance	Average Time
			#	#	%	#	%	1	1
Minnesota	Sherburne	24700	498	498	100.0	0	0.0	9.0	9.9
	Sibley	24710	167	167	100.0	0	0.0	33.1	36.1
	St. Louis	24680	919	917	99.8	2	0.2	12.9	15.4
	Stearns	24720	798	798	100.0	0	0.0	15.9	19.0
	Stevens	24740	199	0	0.0	199	100.0	85.6	101.7
	Swift	24750	102	2	2.0	100	98.0	79.3	95.2
	Todd	24760	286	286	100.0	0	0.0	40.7	45.6
	Traverse	24770	259	0	0.0	259	100.0	76.4	86.7
	Washington	24810	1,030	1,030	100.0	0	0.0	5.5	6.6
	Watonwan	24820	131	0	0.0	131	100.0	73.6	80.2
	Wilkin	24830	282	253	89.7	29	10.3	44.4	50.6
	Wright	24850	743	743	100.0	0	0.0	13.4	14.8
	Yellow Medicine	24860	199	0	0.0	199	100.0	90.5	102.5
	Grand Totals			26,659	22,576	84.7	4,083	15.3	23.3

Urology/Apex Network/MNN014 MNN015

May 8, 2024

Created by...
HealthPartners

Urology

197 providers at 207 locations

◆ All providers

Urology

Employee Group

National Proxy Census (Apex Network)

Provider Group

Urology

26,659 eligible locations

● With access (26,659)

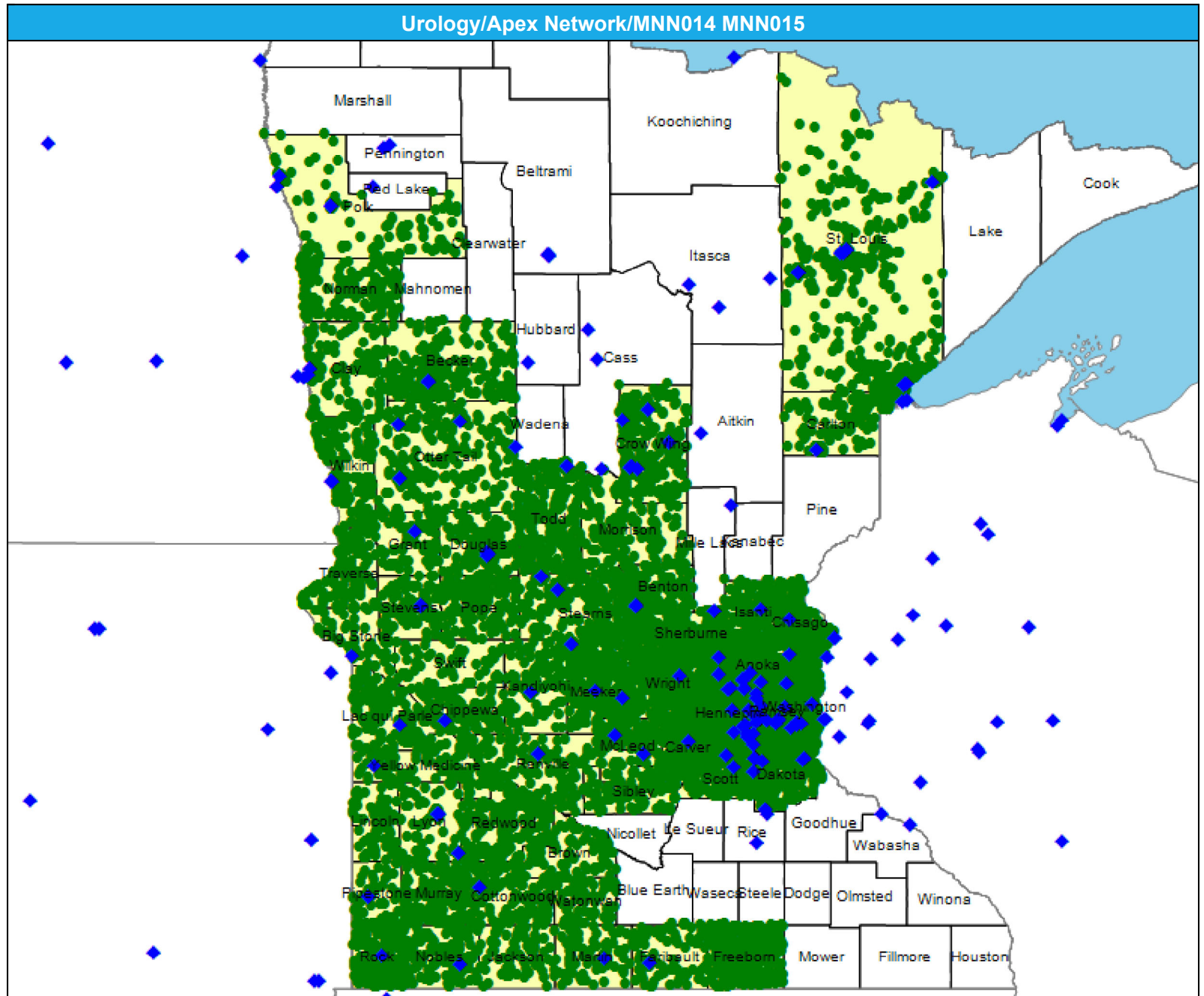
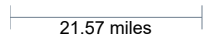
● Without access (0)

The Access Standard is defined as (National Proxy Census (Apex Network)) eligibles accessing:

1 (Urology) provider in 60 miles or 60 minutes

Service Areas

□ Apex Network



Access Detail By County SSA

May 8, 2024

Created by...
HealthPartners

Access Analysis

Urology

Eligible / Provider Groups

National Proxy Census (Apex Network)

Urology

¹ The Access Standard is defined as (National Proxy Census (Apex Network)) eligibles accessing:

¹ (Urology) provider in 60 miles or 60 minutes

Urology/Apex Network/MNN014 MNN015									
State Name	County	County SSA	Eligible	With Access ¹		Without Access ¹		Average Distance	Average Time
			#	#	%	#	%	1	1
Minnesota	Anoka	24010	1,740	1,740	100.0	0	0.0	4.3	5.2
	Becker	24020	364	364	100.0	0	0.0	10.9	11.8
	Benton	24040	243	243	100.0	0	0.0	9.6	10.5
	Big Stone	24050	101	101	100.0	0	0.0	10.9	11.9
	Brown	24070	135	135	100.0	0	0.0	37.9	41.3
	Carlton	24080	180	180	100.0	0	0.0	15.6	16.9
	Carver	24090	795	795	100.0	0	0.0	7.4	8.5
	Chippewa	24110	266	266	100.0	0	0.0	8.4	9.2
	Chisago	24120	271	271	100.0	0	0.0	7.1	7.7
	Clay	24130	324	324	100.0	0	0.0	8.8	9.9
	Cottonwood	24160	255	255	100.0	0	0.0	20.4	22.2
	Crow Wing	24170	348	348	100.0	0	0.0	6.1	6.6
	Dakota	24180	1,818	1,818	100.0	0	0.0	4.7	6.4
	Douglas	24200	191	191	100.0	0	0.0	7.5	8.1
	Faribault	24210	151	151	100.0	0	0.0	13.8	15.0
	Freeborn	24230	668	668	100.0	0	0.0	34.8	38.0
	Grant	24250	127	127	100.0	0	0.0	11.2	12.2
	Hennepin	24260	5,098	5,098	100.0	0	0.0	3.2	5.0
	Isanti	24290	226	226	100.0	0	0.0	6.9	7.5
	Jackson	24310	107	107	100.0	0	0.0	24.6	26.8
	Kandiyohi	24330	231	231	100.0	0	0.0	7.6	8.2
	Lac qui Parle	24360	265	265	100.0	0	0.0	10.4	11.3
	Lincoln	24400	118	118	100.0	0	0.0	20.5	22.3
	Lyon	24410	136	136	100.0	0	0.0	6.3	6.9
	Martin	24450	200	200	100.0	0	0.0	8.4	9.1
	McLeod	24420	199	199	100.0	0	0.0	6.1	6.6
	Meeker	24460	512	512	100.0	0	0.0	6.6	7.2
	Morrison	24480	187	187	100.0	0	0.0	23.1	25.1
	Murray	24500	321	321	100.0	0	0.0	16.8	18.3
	Nobles	24520	268	268	100.0	0	0.0	8.4	9.1
	Norman	24530	286	286	100.0	0	0.0	32.1	35.0
	Otter Tail	24550	302	302	100.0	0	0.0	9.6	10.4
	Pipestone	24580	106	106	100.0	0	0.0	7.4	8.0
	Polk	24590	156	156	100.0	0	0.0	15.7	17.1
	Pope	24600	232	232	100.0	0	0.0	17.2	18.7
	Ramsey	24610	2,586	2,586	100.0	0	0.0	2.7	4.4
	Redwood	24630	335	335	100.0	0	0.0	20.6	22.5
	Renville	24640	157	157	100.0	0	0.0	13.0	14.1
	Rock	24660	440	440	100.0	0	0.0	6.6	7.2
	Scott	24690	601	601	100.0	0	0.0	6.1	6.7

Access Detail By County SSA

May 8, 2024

Created by...
HealthPartners

Access Analysis

Urology

Eligible / Provider Groups

National Proxy Census (Apex Network)

Urology

¹ The Access Standard is defined as (National Proxy Census (Apex Network)) eligibles accessing:

¹ (Urology) provider in 60 miles or 60 minutes

Urology/Apex Network/MNN014 MNN015									
State Name	County	County SSA	Eligible	With Access ¹		Without Access ¹		Average Distance	Average Time
			#	#	%	#	%	1	1
Minnesota	Sherburne	24700	498	498	100.0	0	0.0	8.5	9.2
	Sibley	24710	167	167	100.0	0	0.0	18.9	20.6
	St. Louis	24680	919	919	100.0	0	0.0	9.5	10.9
	Stearns	24720	798	798	100.0	0	0.0	7.9	8.6
	Stevens	24740	199	199	100.0	0	0.0	6.7	7.3
	Swift	24750	102	102	100.0	0	0.0	23.2	25.2
	Todd	24760	286	286	100.0	0	0.0	14.6	15.9
	Traverse	24770	259	259	100.0	0	0.0	29.9	32.5
	Washington	24810	1,030	1,030	100.0	0	0.0	4.1	4.9
	Watonwan	24820	131	131	100.0	0	0.0	28.2	30.7
	Wilkin	24830	282	282	100.0	0	0.0	10.9	11.9
	Wright	24850	743	743	100.0	0	0.0	8.9	9.7
	Yellow Medicine	24860	199	199	100.0	0	0.0	13.6	14.8
	Grand Totals			26,659	26,659	100.0	0	0.0	8.5

Vascular Surgery/Apex Network/MNN014 MNN015

May 8, 2024

Created by...

HealthPartners

Vascular Surgery

179 providers at 155 locations

◆ All providers

Vascular Surgery

Employee Group

National Proxy Census (Apex Network)

Provider Group

Vascular Surgery

26,659 eligible locations

● With access (26,519)

● Without access (140)

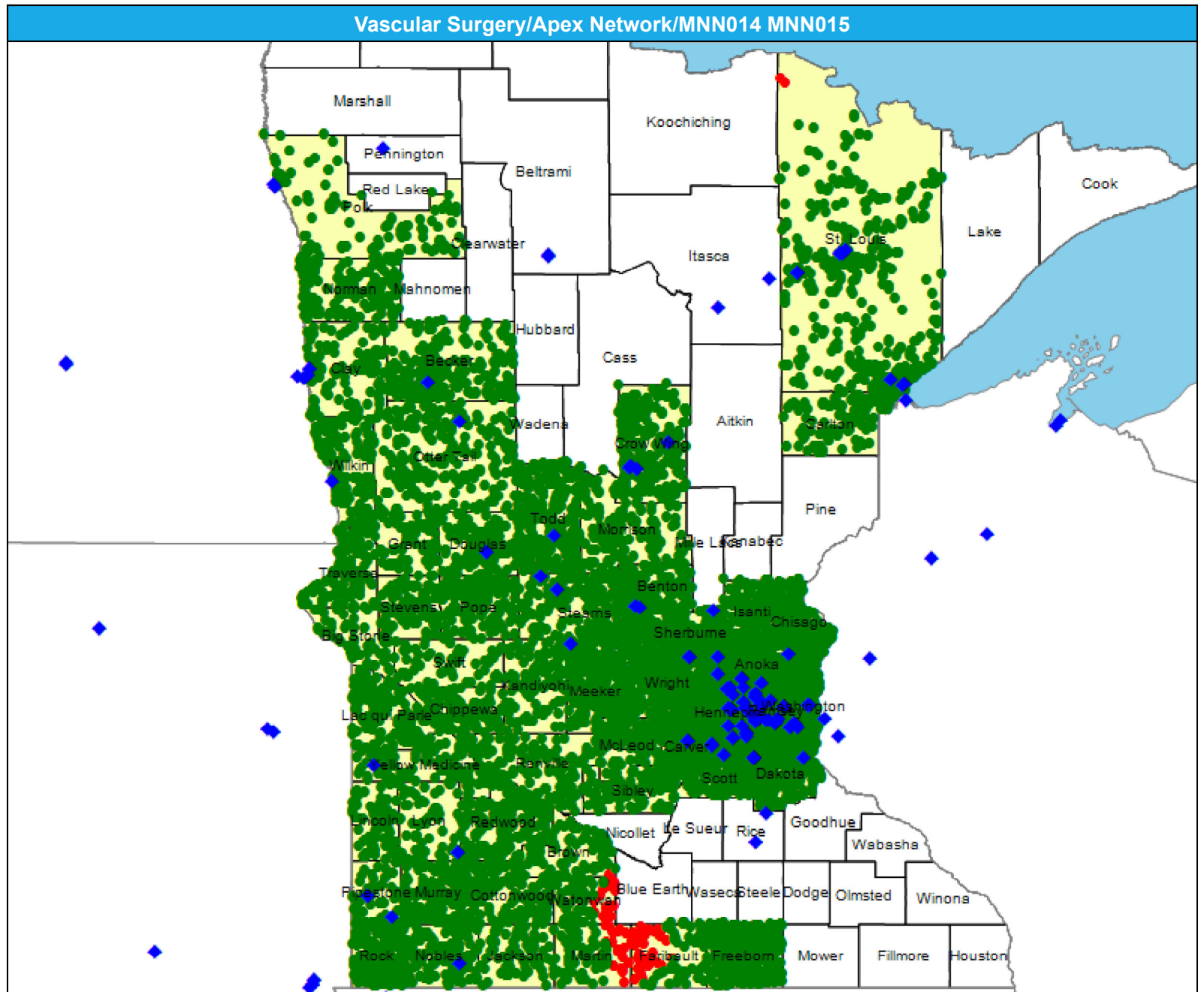
The Access Standard is defined as (National Proxy Census (Apex Network)) eligibles accessing:

1 (Vascular Surgery) provider in 60 miles or 60 minutes

Service Areas

□ Apex Network

21.57 miles



Access Detail By County SSA

May 8, 2024

Created by...
HealthPartners

Access Analysis

Vascular Surgery

Eligible / Provider Groups

National Proxy Census (Apex Network)

Vascular Surgery

¹ The Access Standard is defined as (National Proxy Census (Apex Network)) eligibles accessing:

¹ (Vascular Surgery) provider in 60 miles or 60 minutes

Vascular Surgery/Apex Network/MNN014 MNN015									
State Name	County	County SSA	Eligible	With Access ¹		Without Access ¹		Average Distance	Average Time
			#	#	%	#	%	1	1
Minnesota	Anoka	24010	1,740	1,740	100.0	0	0.0	5.0	6.2
	Becker	24020	364	364	100.0	0	0.0	13.7	14.9
	Benton	24040	243	243	100.0	0	0.0	8.9	10.4
	Big Stone	24050	101	101	100.0	0	0.0	46.8	51.0
	Brown	24070	135	134	99.3	1	0.7	49.5	54.0
	Carlton	24080	180	180	100.0	0	0.0	26.4	28.7
	Carver	24090	795	795	100.0	0	0.0	5.3	5.9
	Chippewa	24110	266	266	100.0	0	0.0	42.3	46.1
	Chisago	24120	271	271	100.0	0	0.0	14.9	16.2
	Clay	24130	324	324	100.0	0	0.0	9.6	11.0
	Cottonwood	24160	255	255	100.0	0	0.0	34.0	37.0
	Crow Wing	24170	348	348	100.0	0	0.0	10.5	11.4
	Dakota	24180	1,818	1,818	100.0	0	0.0	6.1	7.9
	Douglas	24200	191	191	100.0	0	0.0	8.2	8.9
	Faribault	24210	151	81	53.6	70	46.4	58.6	63.8
	Freeborn	24230	668	668	100.0	0	0.0	37.3	40.8
	Grant	24250	127	127	100.0	0	0.0	31.6	34.4
	Hennepin	24260	5,098	5,098	100.0	0	0.0	2.9	4.4
	Isanti	24290	226	226	100.0	0	0.0	17.4	19.0
	Jackson	24310	107	107	100.0	0	0.0	27.8	30.3
	Kandiyohi	24330	231	231	100.0	0	0.0	27.4	29.8
	Lac qui Parle	24360	265	265	100.0	0	0.0	25.5	27.7
	Lincoln	24400	118	118	100.0	0	0.0	21.1	22.9
	Lyon	24410	136	136	100.0	0	0.0	19.2	20.9
	Martin	24450	200	169	84.5	31	15.5	55.5	60.5
	McLeod	24420	199	199	100.0	0	0.0	25.4	27.7
	Meeker	24460	512	512	100.0	0	0.0	25.3	27.6
	Morrison	24480	187	187	100.0	0	0.0	22.9	25.3
	Murray	24500	321	321	100.0	0	0.0	17.5	19.0
	Nobles	24520	268	268	100.0	0	0.0	8.5	9.2
	Norman	24530	286	286	100.0	0	0.0	36.2	39.4
	Otter Tail	24550	302	302	100.0	0	0.0	20.9	22.7
Pipestone	24580	106	106	100.0	0	0.0	4.9	5.3	
Polk	24590	156	156	100.0	0	0.0	26.3	28.6	
Pope	24600	232	232	100.0	0	0.0	21.0	22.8	
Ramsey	24610	2,586	2,586	100.0	0	0.0	2.3	3.7	
Redwood	24630	335	335	100.0	0	0.0	30.2	32.9	
Renville	24640	157	157	100.0	0	0.0	47.1	51.3	
Rock	24660	440	440	100.0	0	0.0	14.6	15.9	
Scott	24690	601	601	100.0	0	0.0	7.8	8.8	

Access Detail By County SSA

May 8, 2024

Created by...
HealthPartners

Access Analysis

Vascular Surgery

Eligible / Provider Groups

National Proxy Census (Apex Network)

Vascular Surgery

¹ The Access Standard is defined as (National Proxy Census (Apex Network)) eligibles accessing:

1 (Vascular Surgery) provider in 60 miles or 60 minutes

Vascular Surgery/Apex Network/MNN014 MNN015									
State Name	County	County SSA	Eligible	With Access ¹		Without Access ¹		Average Distance	Average Time
			#	#	%	#	%	1	1
Minnesota	Sherburne	24700	498	498	100.0	0	0.0	6.6	7.2
	Sibley	24710	167	167	100.0	0	0.0	33.1	36.1
	St. Louis	24680	919	917	99.8	2	0.2	11.7	13.1
	Stearns	24720	798	798	100.0	0	0.0	7.5	8.5
	Stevens	24740	199	199	100.0	0	0.0	42.2	45.9
	Swift	24750	102	102	100.0	0	0.0	42.4	46.2
	Todd	24760	286	286	100.0	0	0.0	14.4	15.6
	Traverse	24770	259	259	100.0	0	0.0	36.4	39.6
	Washington	24810	1,030	1,030	100.0	0	0.0	4.5	5.4
	Watonwan	24820	131	95	72.5	36	27.5	55.4	60.4
	Wilkin	24830	282	282	100.0	0	0.0	13.0	14.2
	Wright	24850	743	743	100.0	0	0.0	12.1	13.3
	Yellow Medicine	24860	199	199	100.0	0	0.0	22.3	24.3
	Grand Totals			26,659	26,519	99.5	140	0.5	12.7

Home Health Care Agency/Apex Network/MNN014 MNN015

May 8, 2024

Created by...
HealthPartners

Home Health Care Agency
217 providers at 264 locations

◆ All providers

Service Areas

□ Apex Network

21.57 miles

