

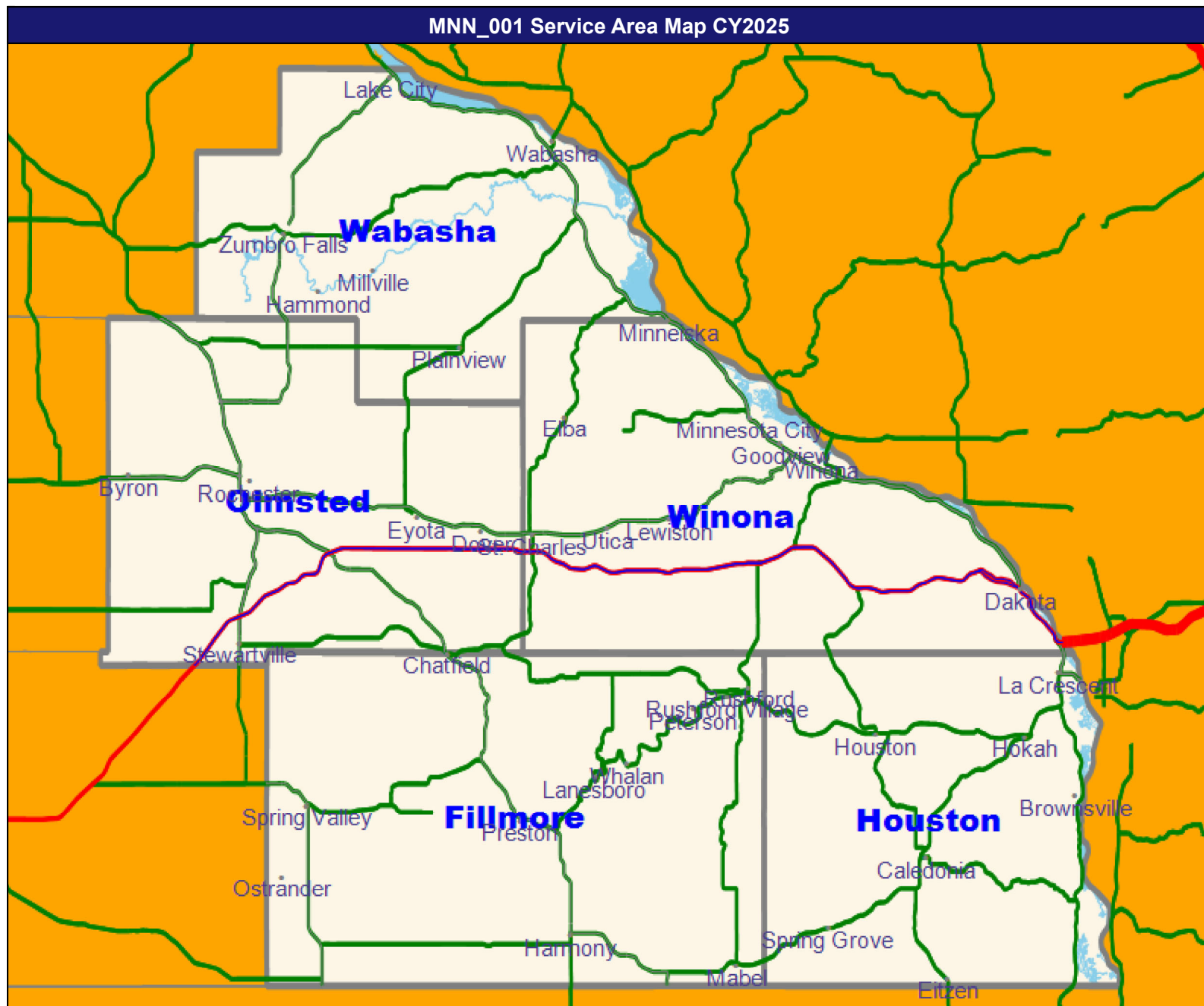
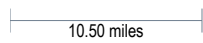
Minnesota Department of Health Annual Provider Network Adequacy Maps CY 2025

*Author: Ali Jennings
Quartz Health Plan MN Corporation_MNN_001*

August 22, 2024

Map

August 22, 2024



Access Detail By County SSA

August 22, 2024

Access Analysis
 MNN_001 Select Network Access Plan
 Year 2025
 Eligible / Provider Groups
 MN SELECT MNN_001 CENSUS
 MEMBERS (MNN_001)
 General Hospital Facilities

¹ The Access Standard is defined as (MN
 SELECT MNN_001 CENSUS
 MEMBERS (MNN_001)) eligibles
 accessing:
 1 (General Hospital Facilities) provider
 in 30 miles or 30 minutes

All Eligibles									
State Name	County	County SSA	Eligible	With Access ¹		Without Access ¹		Average Distance	Minimum Time
			#	#	%	#	%	1	1
Minnesota	Fillmore	24220	112	109	97.3	3	2.7	23.1	12.8
	Houston	24270	192	190	99.0	2	1.0	16.2	4.4
	Olmsted	24540	706	706	100.0	0	0.0	6.8	0.4
	Wabasha	24780	104	104	100.0	0	0.0	13.0	0.2
	Winona	24840	247	247	100.0	0	0.0	9.2	0.1
	Grand Totals		1,361	1,356	99.6	5	0.4	10.4	0.1

Map

August 22, 2024

MNN_001 Select Network Access Plan
Year 2025

Employee Group

MN SELECT MNN_001 CENSUS
MEMBERS (MNN_001)

Provider Group

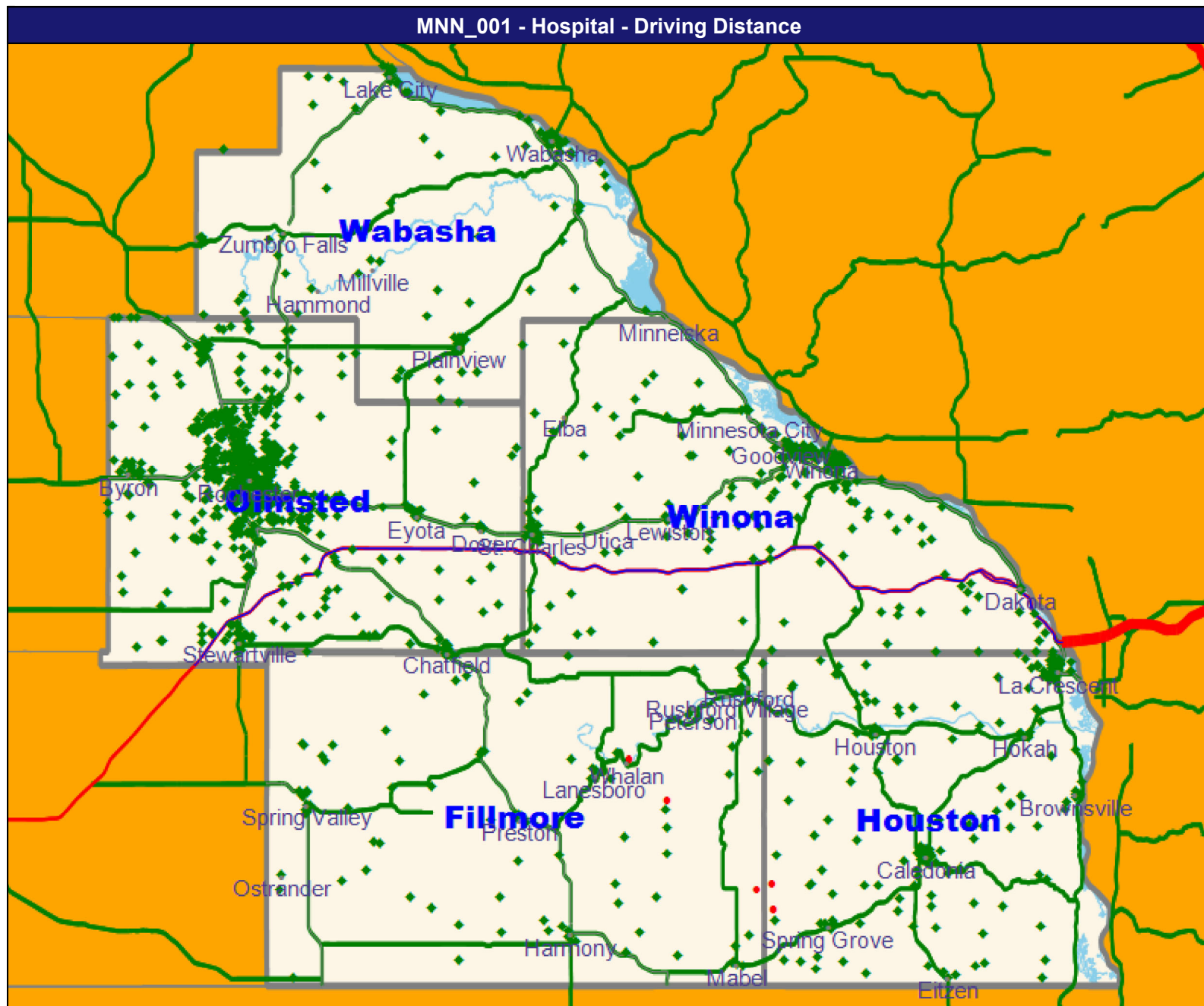
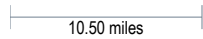
General Hospital Facilities

1,361 eligible locations

- ◆ With access (1,356)
- Without access (5)

The Access Standard is defined as (MN
SELECT MNN_001 CENSUS MEMBERS
(MNN_001)) eligibles accessing:

1 (General Hospital Facilities) provider
in 30 miles or 30 minutes



Access Detail By County SSA

August 22, 2024

Access Analysis
 MNN_001 Select Network Access Plan
 Year 2025
 Eligible / Provider Groups
 MN SELECT MNN_001 CENSUS
 MEMBERS (MNN_001)
 Emergency Medicine Providers

¹ The Access Standard is defined as (MN
 SELECT MNN_001 CENSUS
 MEMBERS (MNN_001)) eligibles
 accessing:
 1 (Emergency Medicine Providers)
 provider in 30 miles or 30 minutes

All Eligibles									
State Name	County	County SSA	Eligible	With Access ¹		Without Access ¹		Average Distance	Minimum Time
			#	#	%	#	%	1	1
Minnesota	Fillmore	24220	112	112	100.0	0	0.0	9.1	0.1
	Houston	24270	192	192	100.0	0	0.0	14.6	0.1
	Olmsted	24540	706	706	100.0	0	0.0	2.8	0.0
	Wabasha	24780	104	104	100.0	0	0.0	5.1	0.0
	Winona	24840	247	247	100.0	0	0.0	4.6	0.1
	Grand Totals		1,361	1,361	100.0	0	0.0	5.5	0.0

Map

August 22, 2024

MNN_001 Select Network Access Plan
Year 2025

Employee Group

MN SELECT MNN_001 CENSUS
MEMBERS (MNN_001)

Provider Group

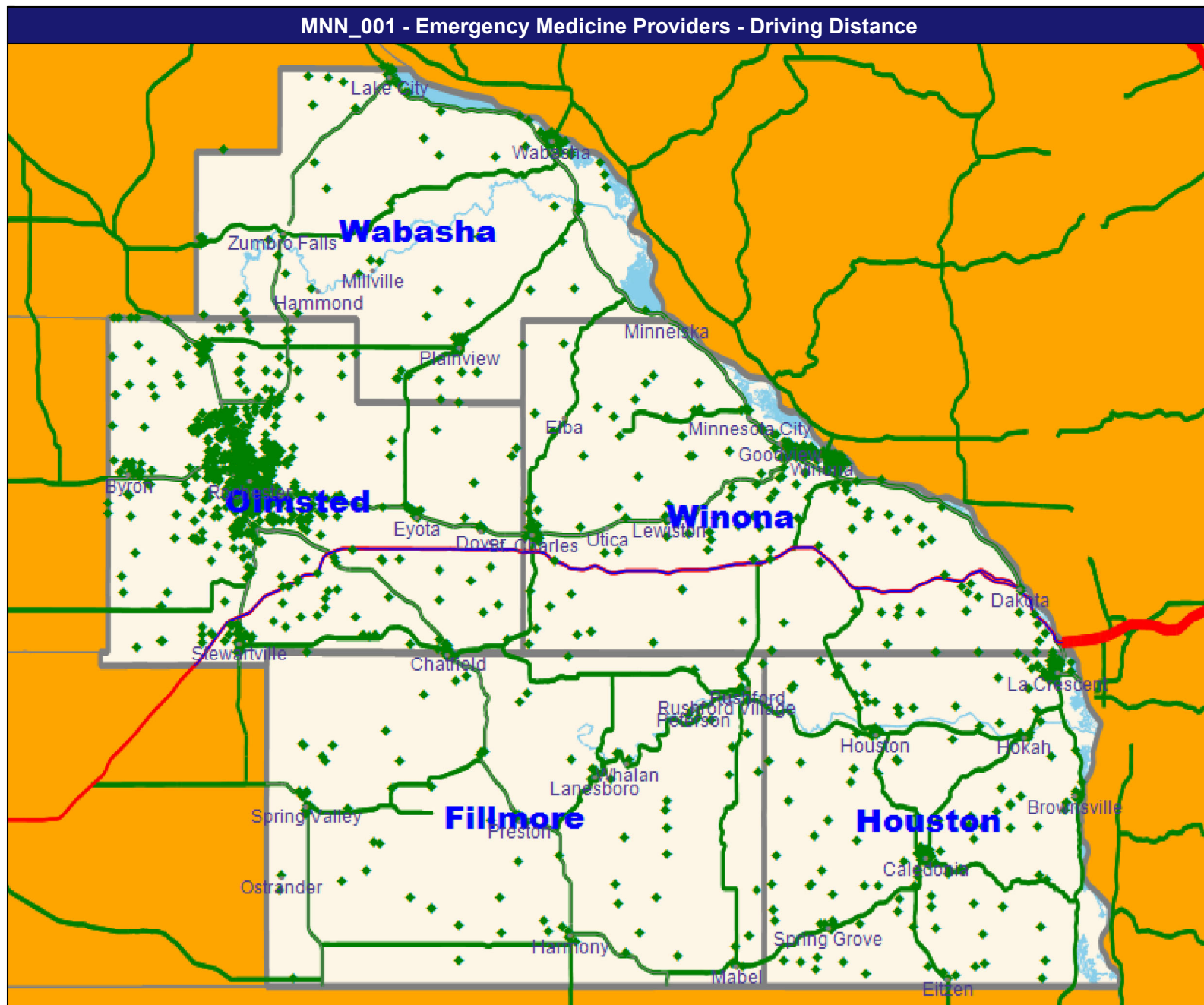
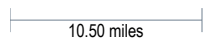
Emergency Medicine Providers

1,361 eligible locations

- ◆ With access (1,361)
- Without access (0)

The Access Standard is defined as (MN
SELECT MNN_001 CENSUS MEMBERS
(MNN_001)) eligibles accessing:

1 (Emergency Medicine Providers)
provider in 30 miles or 30 minutes



Map

August 22, 2024

MNN_001 Select Network Access Plan
Year 2025

Employee Group

MN SELECT MNN_001 CENSUS
MEMBERS (MNN_001)

Provider Group

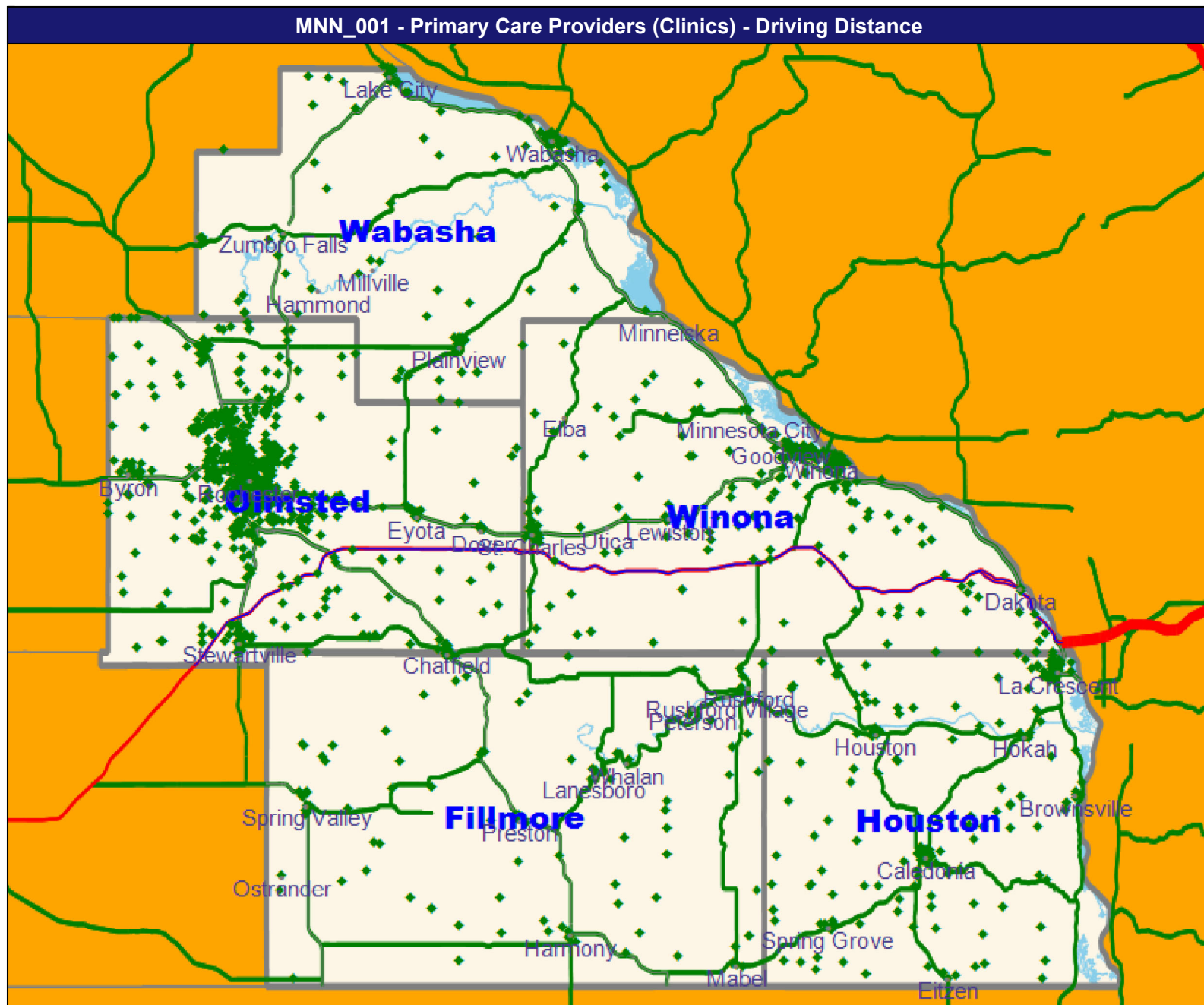
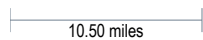
Primary Care Providers (Clinics)

1,361 eligible locations

- ◆ With access (1,361)
- Without access (0)

The Access Standard is defined as (MN
SELECT MNN_001 CENSUS MEMBERS
(MNN_001)) eligibles accessing:

1 (Primary Care Providers (Clinics))
provider in 30 miles or 30 minutes



Map

August 22, 2024

MNN_001 Select Network Access Plan
Year 2025

Employee Group

MN SELECT MNN_001 CENSUS
MEMBERS (MNN_001)

Provider Group

Mental Health Providers Prescribers
(combined)

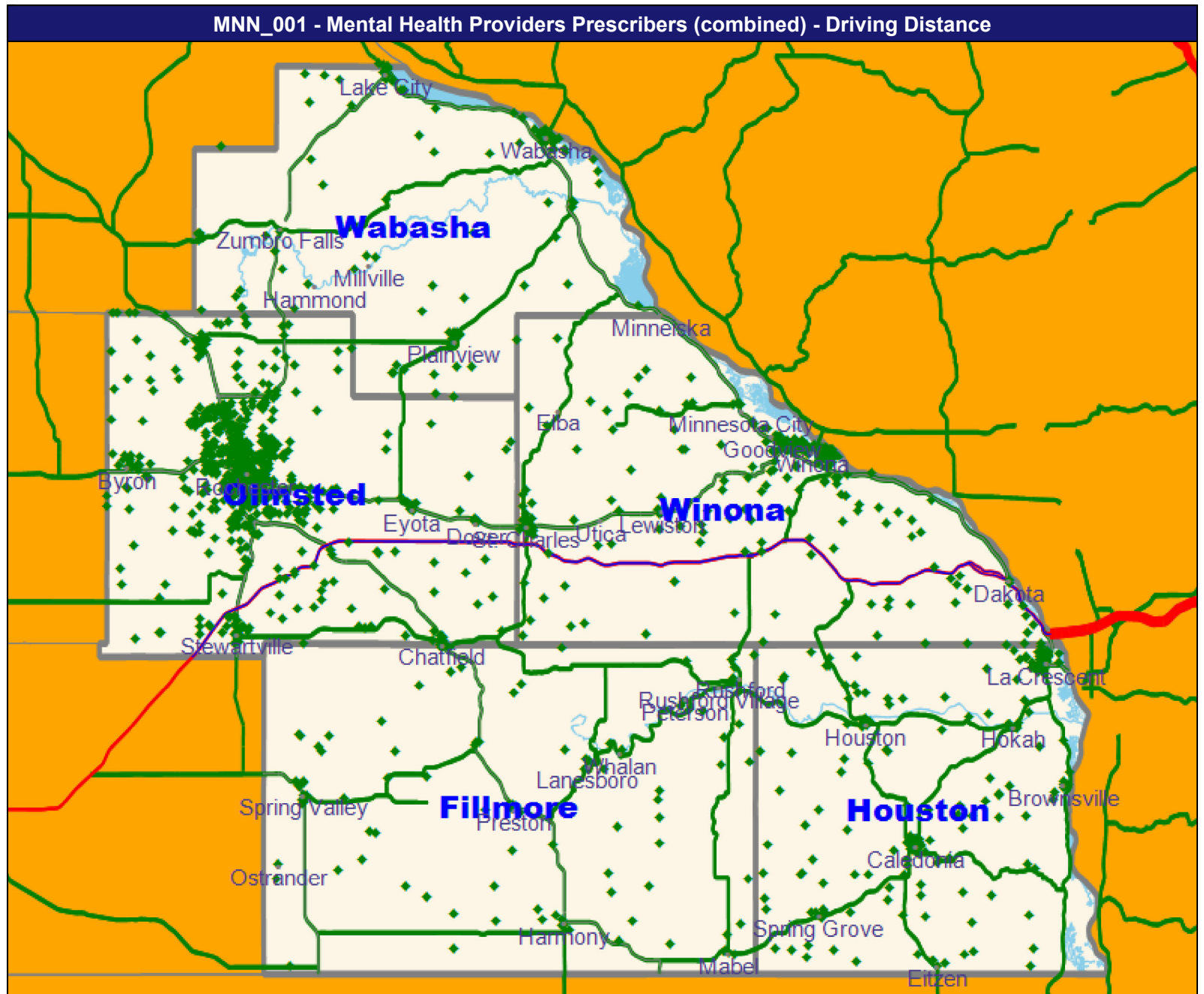
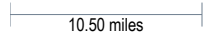
1,361 eligible locations

◆ With access (1,361)

● Without access (0)

The Access Standard is defined as (MN
SELECT MNN_001 CENSUS MEMBERS
(MNN_001)) eligibles accessing:

1 (Mental Health Providers Prescribers
(combined)) provider in 30 miles or 30
minutes



Access Detail By County SSA

August 22, 2024

Access Analysis
 MNN_001 Select Network Access Plan
 Year 2025

Eligible / Provider Groups
 MN SELECT MNN_001 CENSUS
 MEMBERS (MNN_001)
 Child and Adolescent Psychiatrist

¹ The Access Standard is defined as (MN
 SELECT MNN_001 CENSUS
 MEMBERS (MNN_001)) eligibles
 accessing:

1 (Child and Adolescent Psychiatrist)
 provider in 30 miles or 30 minutes

All Eligibles									
State Name	County	County SSA	Eligible	With Access ¹		Without Access ¹		Average Distance	Minimum Time
			#	#	%	#	%	1	1
Minnesota	Fillmore	24220	112	112	100.0	0	0.0	8.8	0.1
	Houston	24270	192	192	100.0	0	0.0	14.8	0.1
	Olmsted	24540	706	706	100.0	0	0.0	2.8	0.0
	Wabasha	24780	104	104	100.0	0	0.0	5.1	0.0
	Winona	24840	247	247	100.0	0	0.0	5.0	0.1
	Grand Totals		1,361	1,361	100.0	0	0.0	5.5	0.0

Map

August 22, 2024

MNN_001 Select Network Access Plan
Year 2025

Employee Group

MN SELECT MNN_001 CENSUS
MEMBERS (MNN_001)

Provider Group

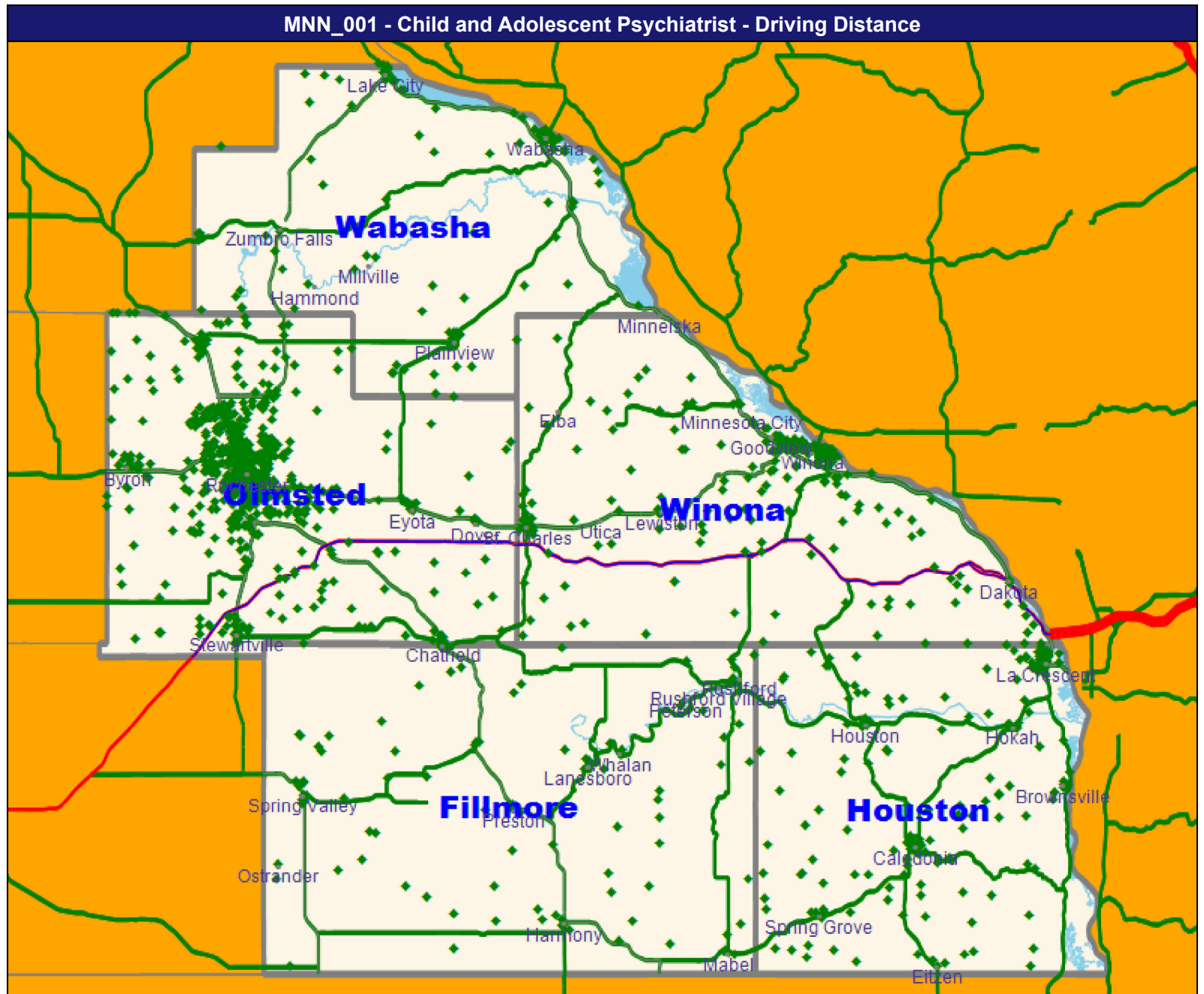
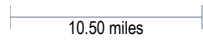
Child and Adolescent Psychiatrist

1,361 eligible locations

- ◆ With access (1,361)
- Without access (0)

The Access Standard is defined as (MN
SELECT MNN_001 CENSUS MEMBERS
(MNN_001)) eligibles accessing:

1 (Child and Adolescent Psychiatrist)
provider in 30 miles or 30 minutes



Access Detail By County SSA

August 22, 2024

Access Analysis
 MNN_001 Select Network Access Plan
 Year 2025
 Eligible / Provider Groups
 MN SELECT MNN_001 CENSUS
 MEMBERS (MNN_001)
 Psychiatrists

¹ The Access Standard is defined as (MN
 SELECT MNN_001 CENSUS
 MEMBERS (MNN_001)) eligibles
 accessing:
 1 (Psychiatrists) provider in 30 miles or
 30 minutes

All Eligibles									
State Name	County	County SSA	Eligible	With Access ¹		Without Access ¹		Average Distance	Minimum Time
			#	#	%	#	%	1	1
Minnesota	Fillmore	24220	112	112	100.0	0	0.0	8.8	0.1
	Houston	24270	192	192	100.0	0	0.0	14.8	0.1
	Olmsted	24540	706	706	100.0	0	0.0	2.8	0.0
	Wabasha	24780	104	104	100.0	0	0.0	5.1	0.0
	Winona	24840	247	247	100.0	0	0.0	5.0	0.1
	Grand Totals		1,361	1,361	100.0	0	0.0	5.5	0.0

Map

August 22, 2024

MNN_001 Select Network Access Plan
Year 2025

Employee Group

MN SELECT MNN_001 CENSUS
MEMBERS (MNN_001)

Provider Group

Psychiatrists

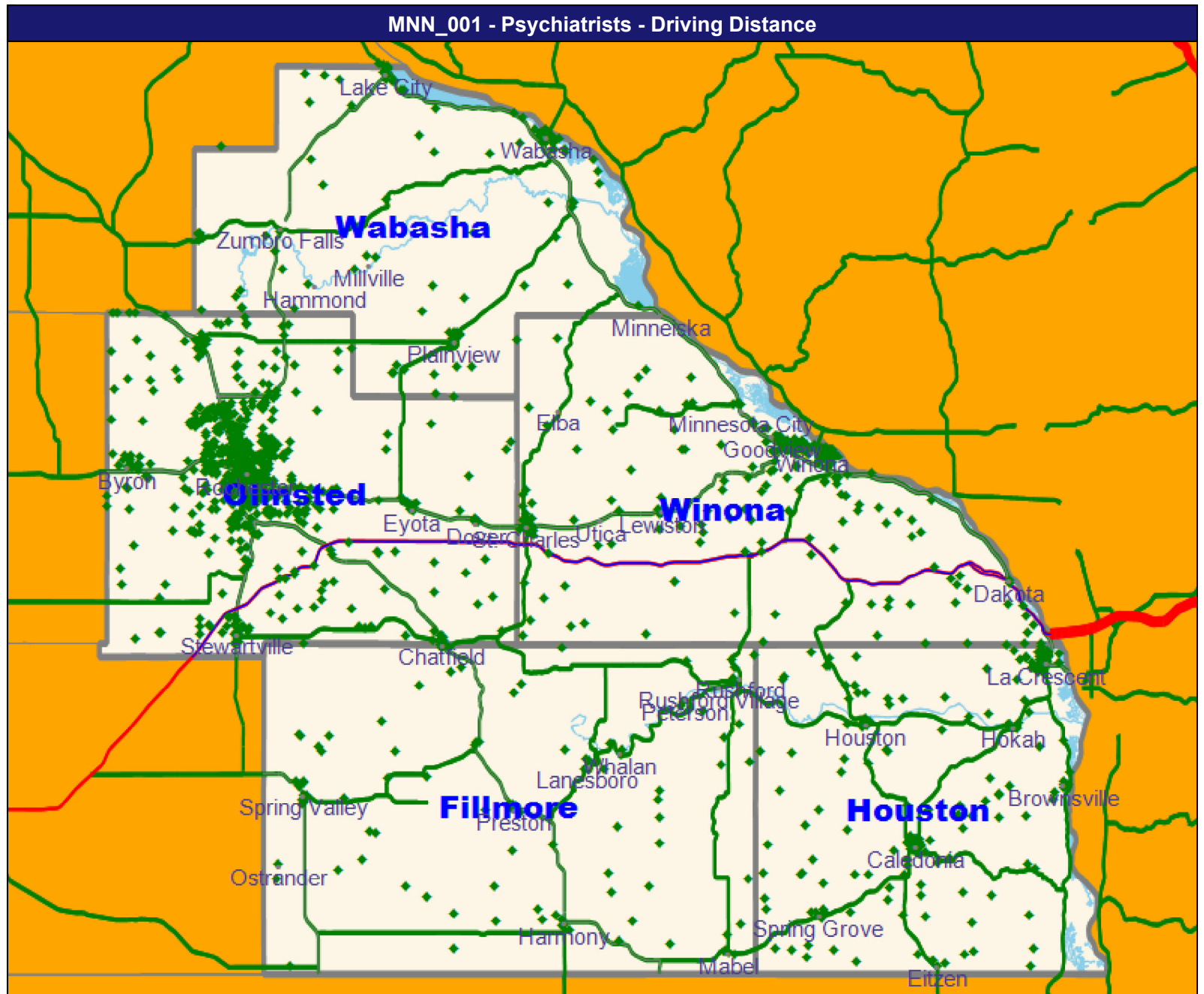
1,361 eligible locations

- ◆ With access (1,361)
- Without access (0)

The Access Standard is defined as (MN
SELECT MNN_001 CENSUS MEMBERS
(MNN_001)) eligibles accessing:

1 (Psychiatrists) provider in 30 miles or
30 minutes

10.50 miles



Map

August 22, 2024

MNN_001 Select Network Access Plan
Year 2025

Employee Group

MN SELECT MNN_001 CENSUS
MEMBERS (MNN_001)

Provider Group

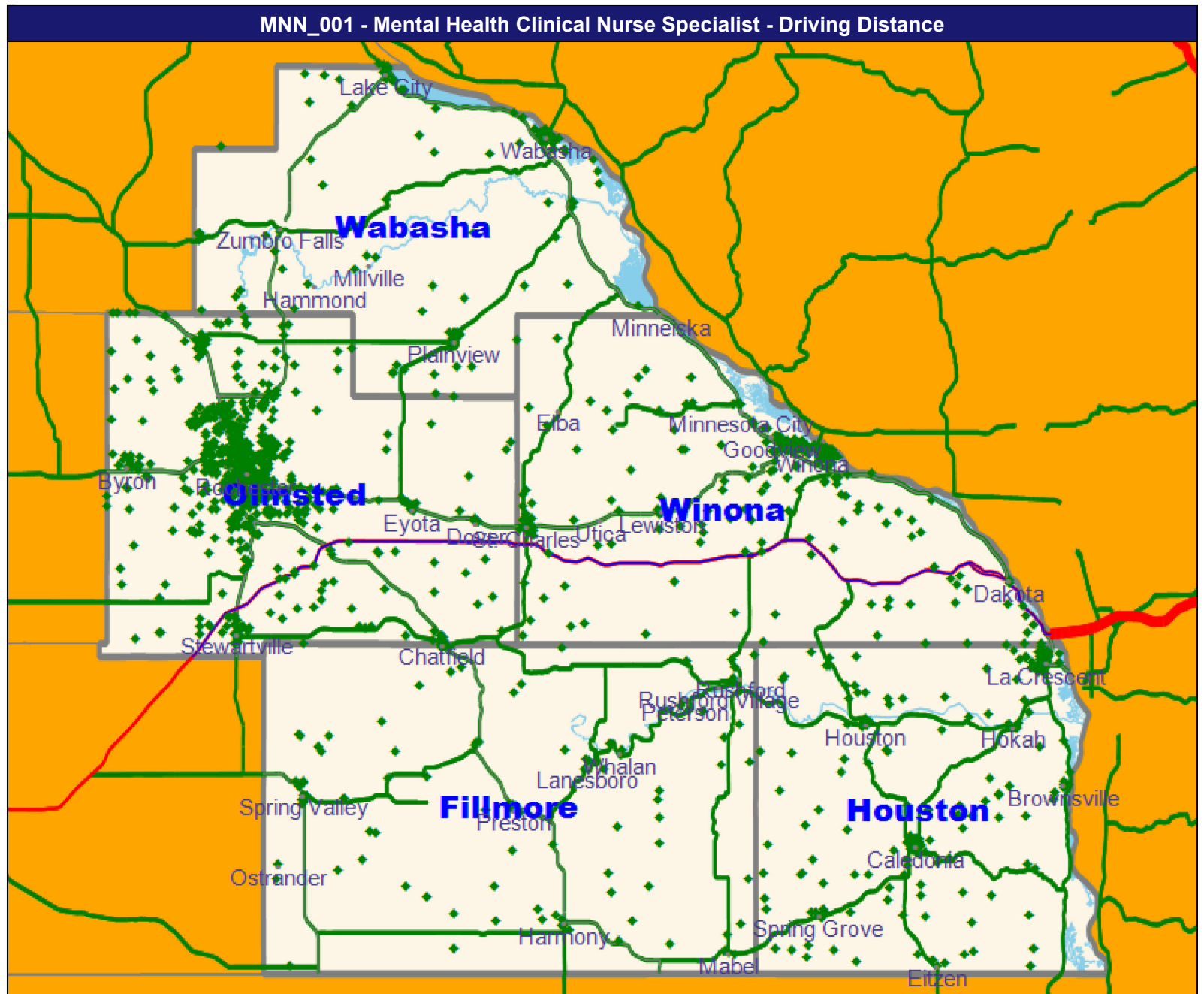
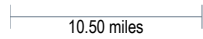
Mental Health Clinical Nurse Specialist

1,361 eligible locations

- ◆ With access (1,361)
- Without access (0)

The Access Standard is defined as (MN
SELECT MNN_001 CENSUS MEMBERS
(MNN_001)) eligibles accessing:

1 (Mental Health Clinical Nurse
Specialist) provider in 30 miles or 30
minutes



Access Detail By County SSA

August 22, 2024

Access Analysis
 MNN_001 Select Network Access Plan
 Year 2025
 Eligible / Provider Groups
 MN SELECT MNN_001 CENSUS
 MEMBERS (MNN_001)
 Mental Health Providers E.

¹ The Access Standard is defined as (MN
 SELECT MNN_001 CENSUS
 MEMBERS (MNN_001)) eligibles
 accessing:
 1 (Mental Health Providers E.) provider
 in 30 miles or 30 minutes

All Eligibles									
State Name	County	County SSA	Eligible	With Access ¹		Without Access ¹		Average Distance	Minimum Time
			#	#	%	#	%	1	1
Minnesota	Fillmore	24220	112	112	100.0	0	0.0	4.9	0.1
	Houston	24270	192	192	100.0	0	0.0	3.9	0.0
	Olmsted	24540	706	706	100.0	0	0.0	2.3	0.0
	Wabasha	24780	104	104	100.0	0	0.0	4.7	0.0
	Winona	24840	247	247	100.0	0	0.0	4.1	0.1
	Grand Totals		1,361	1,361	100.0	0	0.0	3.3	0.0

Map

August 22, 2024

MNN_001 Select Network Access Plan
Year 2025

Employee Group

MN SELECT MNN_001 CENSUS
MEMBERS (MNN_001)

Provider Group

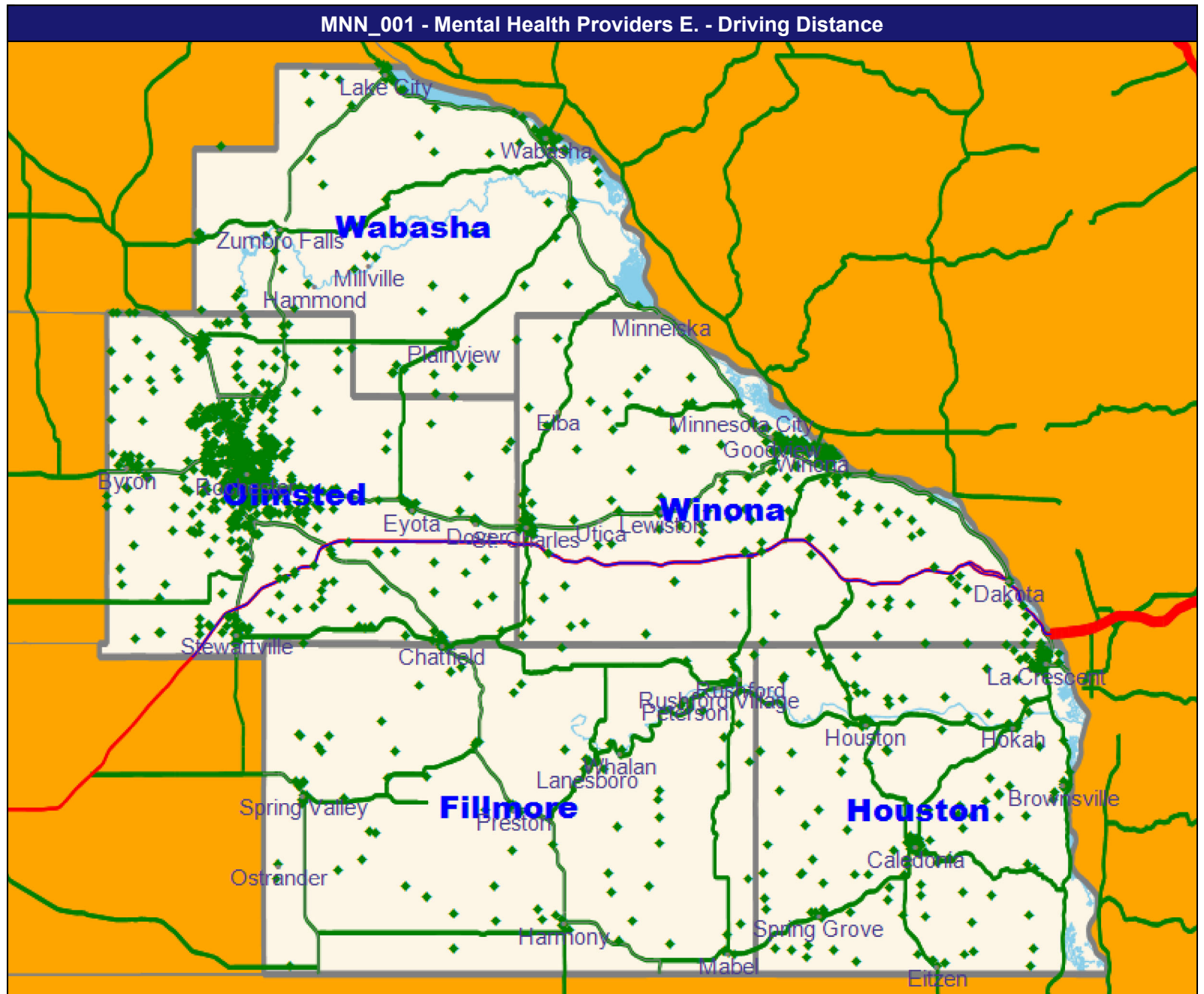
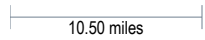
Mental Health Providers E.

1,361 eligible locations

- ◆ With access (1,361)
- Without access (0)

The Access Standard is defined as (MN
SELECT MNN_001 CENSUS MEMBERS
(MNN_001)) eligibles accessing:

1 (Mental Health Providers E.) provider
in 30 miles or 30 minutes



Map

August 22, 2024

MNN_001 Select Network Access Plan
Year 2025

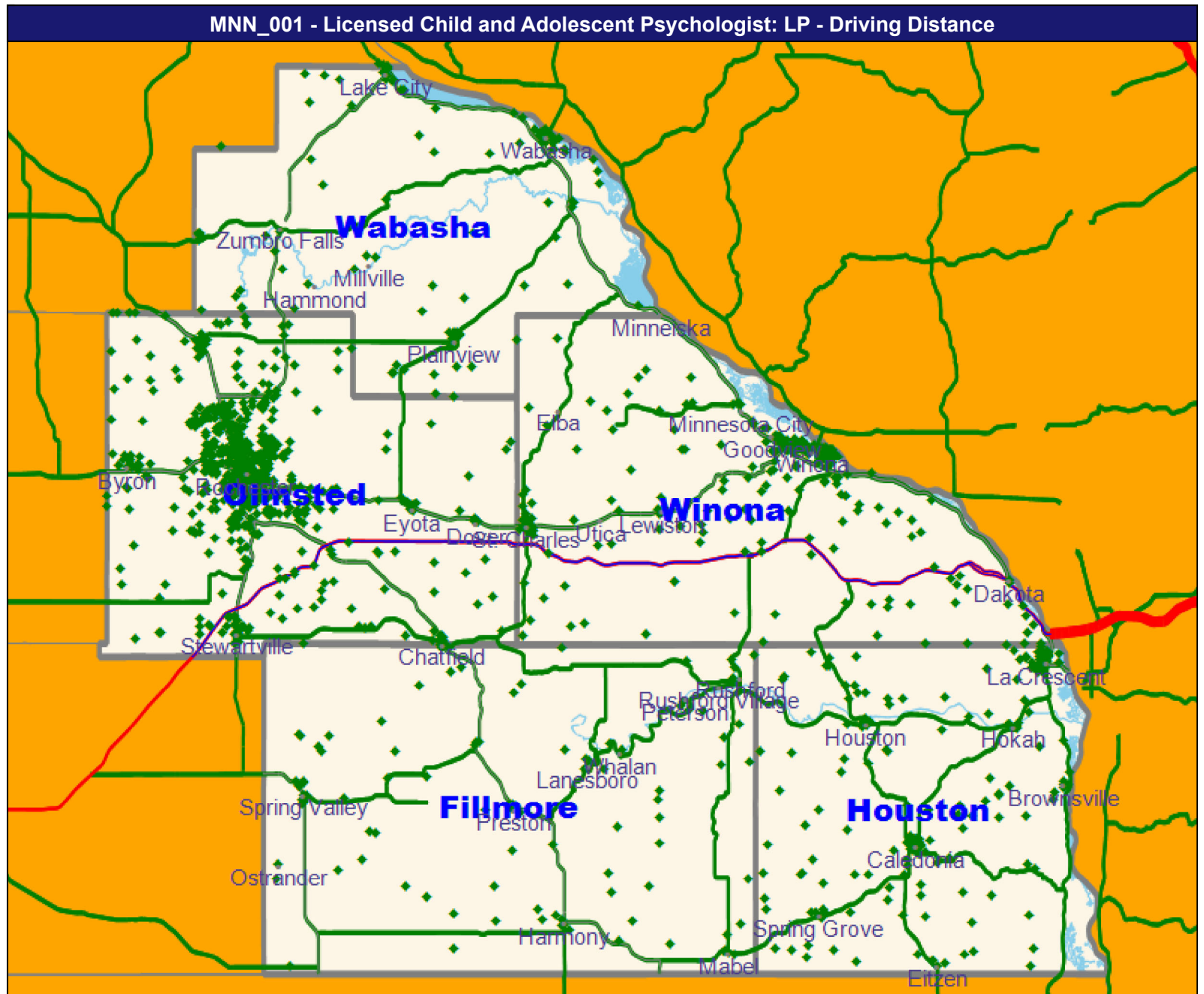
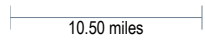
Employee Group
MN SELECT MNN_001 CENSUS
MEMBERS (MNN_001)

Provider Group
Licensed Child and Adolescent
Psychologists: LP

1,361 eligible locations
◆ With access (1,361)
● Without access (0)

The Access Standard is defined as (MN
SELECT MNN_001 CENSUS MEMBERS
(MNN_001)) eligibles accessing:

1 (Licensed Child and Adolescent
Psychologists: LP) provider in 30 miles
or 30 minutes



Access Detail By County SSA

August 22, 2024

Access Analysis
 MNN_001 Select Network Access Plan
 Year 2025
 Eligible / Provider Groups
 MN SELECT MNN_001 CENSUS
 MEMBERS (MNN_001)
 Licensed Psychologists: LP

¹ The Access Standard is defined as (MN
 SELECT MNN_001 CENSUS
 MEMBERS (MNN_001)) eligibles
 accessing:
 1 (Licensed Psychologists: LP)
 provider in 30 miles or 30 minutes

All Eligibles									
State Name	County	County SSA	Eligible	With Access ¹		Without Access ¹		Average Distance	Minimum Time
			#	#	%	#	%	1	1
Minnesota	Fillmore	24220	112	112	100.0	0	0.0	6.9	0.1
	Houston	24270	192	192	100.0	0	0.0	6.4	0.1
	Olmsted	24540	706	706	100.0	0	0.0	2.4	0.0
	Wabasha	24780	104	104	100.0	0	0.0	4.9	0.0
	Winona	24840	247	247	100.0	0	0.0	4.8	0.1
	Grand Totals		1,361	1,361	100.0	0	0.0	4.0	0.0

Map

August 22, 2024

MNN_001 Select Network Access Plan
Year 2025

Employee Group

MN SELECT MNN_001 CENSUS
MEMBERS (MNN_001)

Provider Group

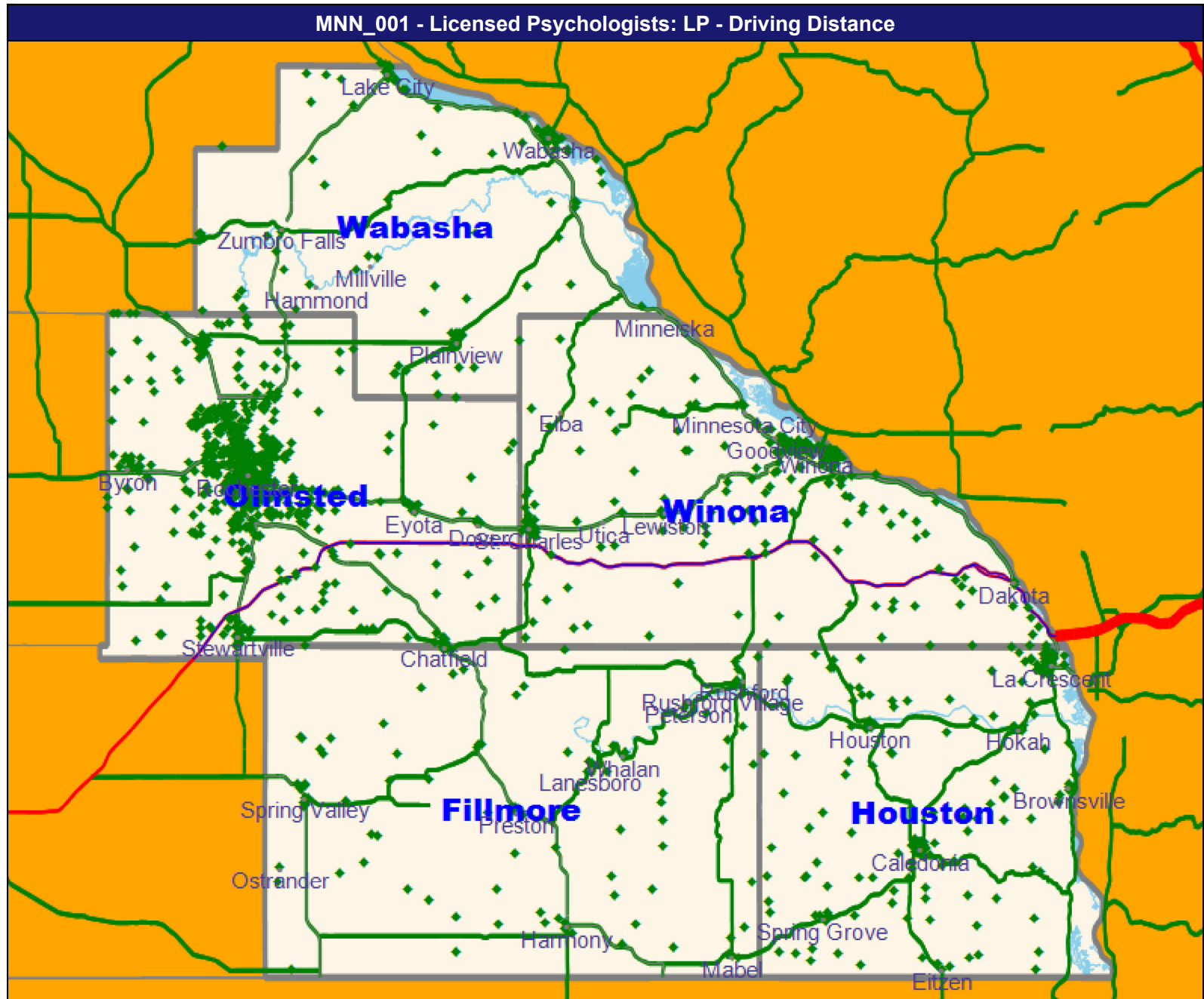
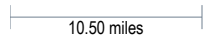
Licensed Psychologists: LP

1,361 eligible locations

- ◆ With access (1,361)
- Without access (0)

The Access Standard is defined as (MN
SELECT MNN_001 CENSUS MEMBERS
(MNN_001)) eligibles accessing:

1 (Licensed Psychologists: LP)
provider in 30 miles or 30 minutes



Map

August 22, 2024

MNN_001 Select Network Access Plan
Year 2025

Employee Group

MN SELECT MNN_001 CENSUS
MEMBERS (MNN_001)

Provider Group

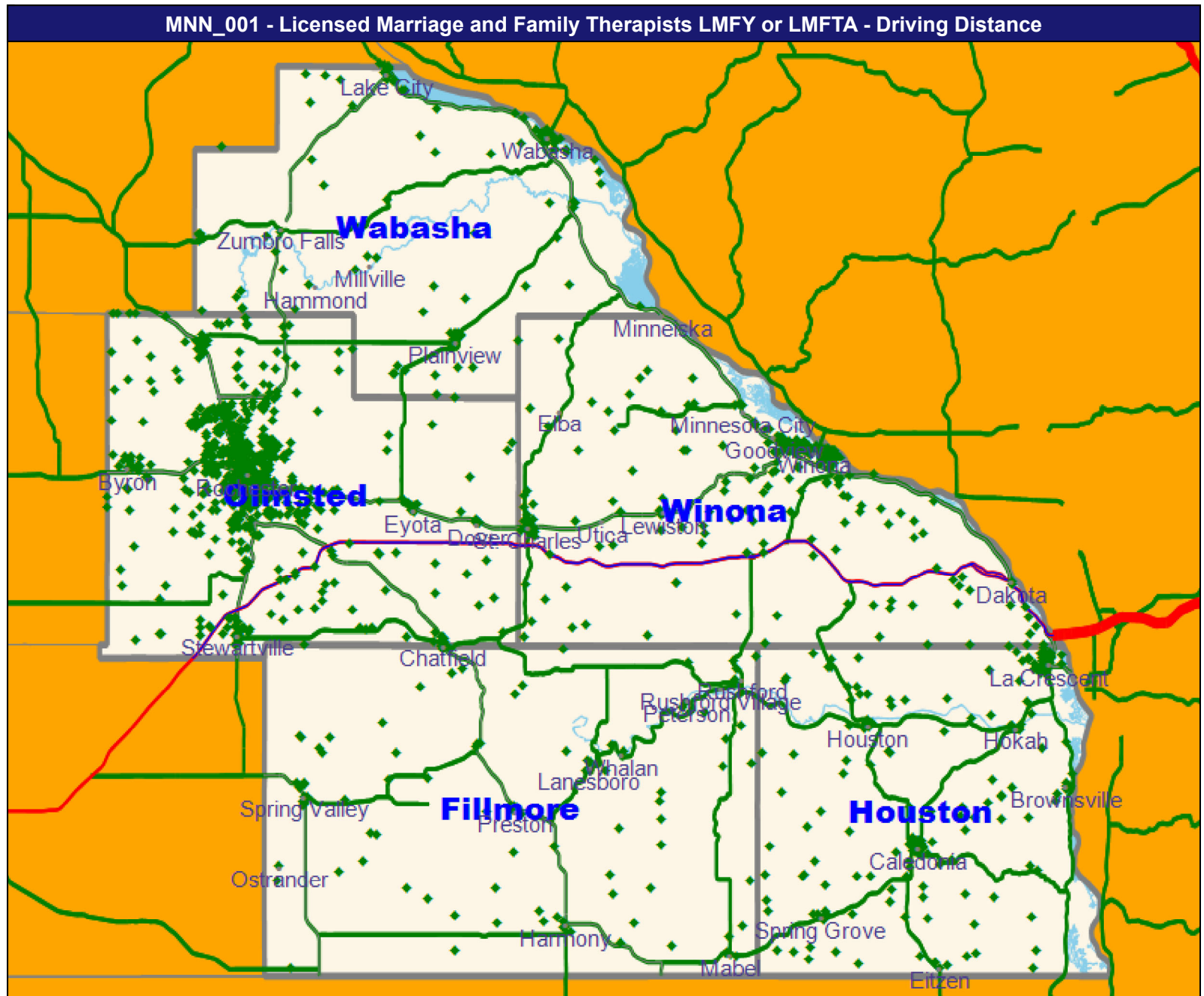
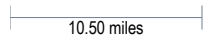
Licensed Marriage and Family
Therapists: LMFY or LMFT

1,361 eligible locations

- ◆ With access (1,361)
- Without access (0)

The Access Standard is defined as (MN
SELECT MNN_001 CENSUS MEMBERS
(MNN_001)) eligibles accessing:

1 (Licensed Marriage and Family
Therapists: LMFY or LMFT) provider in
30 miles or 30 minutes



Access Detail By County SSA

August 22, 2024

Access Analysis
MNN_001 Select Network Access Plan
Year 2025

Eligible / Provider Groups
MN SELECT MNN_001 CENSUS
MEMBERS (MNN_001)
Licensed Professional Counselors:
LPCC or LPC

¹ The Access Standard is defined as (MN
SELECT MNN_001 CENSUS
MEMBERS (MNN_001)) eligibles
accessing:

¹ (Licensed Professional Counselors:
LPCC or LPC) provider in 30 miles or
30 minutes

All Eligibles									
State Name	County	County SSA	Eligible	With Access ¹		Without Access ¹		Average Distance	Minimum Time
			#	#	%	#	%	1	1
Minnesota	Fillmore	24220	112	112	100.0	0	0.0	12.6	0.2
	Houston	24270	192	192	100.0	0	0.0	3.9	0.0
	Olmsted	24540	706	706	100.0	0	0.0	3.8	0.0
	Wabasha	24780	104	104	100.0	0	0.0	11.7	0.2
	Winona	24840	247	247	100.0	0	0.0	7.0	0.1
	Grand Totals		1,361	1,361	100.0	0	0.0	5.7	0.0

Map

August 22, 2024

MNN_001 Select Network Access Plan
Year 2025

Employee Group

MN SELECT MNN_001 CENSUS
MEMBERS (MNN_001)

Provider Group

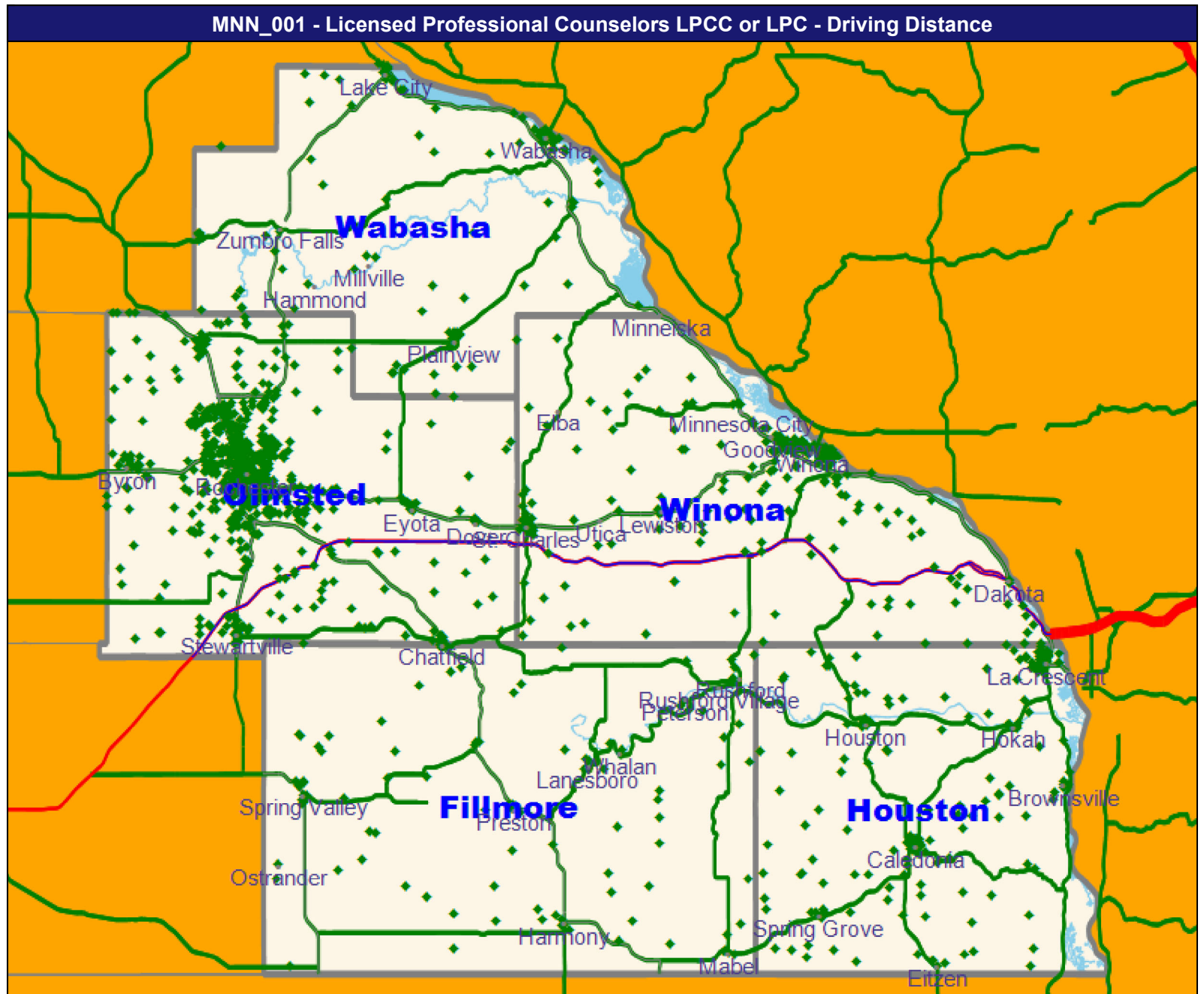
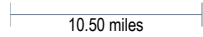
Licensed Professional Counselors:
LPCC or LPC

1,361 eligible locations

- ◆ With access (1,361)
- Without access (0)

The Access Standard is defined as (MN
SELECT MNN_001 CENSUS MEMBERS
(MNN_001)) eligibles accessing:

1 (Licensed Professional Counselors:
LPCC or LPC) provider in 30 miles or
30 minutes



Access Detail By County SSA

August 22, 2024

Access Analysis
 MNN_001 Select Network Access Plan
 Year 2025

Eligible / Provider Groups
 MN SELECT MNN_001 CENSUS
 MEMBERS (MNN_001)
 Licensed Social Workers: LICSW,
 LCSW, AND LISW

¹ The Access Standard is defined as (MN
 SELECT MNN_001 CENSUS
 MEMBERS (MNN_001)) eligibles
 accessing:

¹ (Licensed Social Workers: LICSW,
 LCSW, AND LISW) provider in 30
 miles or 30 minutes

All Eligibles									
State Name	County	County SSA	Eligible	With Access ¹		Without Access ¹		Average Distance	Minimum Time
			#	#	%	#	%	1	1
Minnesota	Fillmore	24220	112	112	100.0	0	0.0	12.6	0.2
	Houston	24270	192	192	100.0	0	0.0	3.9	0.0
	Olmsted	24540	706	706	100.0	0	0.0	3.8	0.0
	Wabasha	24780	104	104	100.0	0	0.0	11.7	0.2
	Winona	24840	247	247	100.0	0	0.0	7.0	0.1
	Grand Totals		1,361	1,361	100.0	0	0.0	5.7	0.0

Map

August 22, 2024

MNN_001 Select Network Access Plan
Year 2025

Employee Group

MN SELECT MNN_001 CENSUS
MEMBERS (MNN_001)

Provider Group

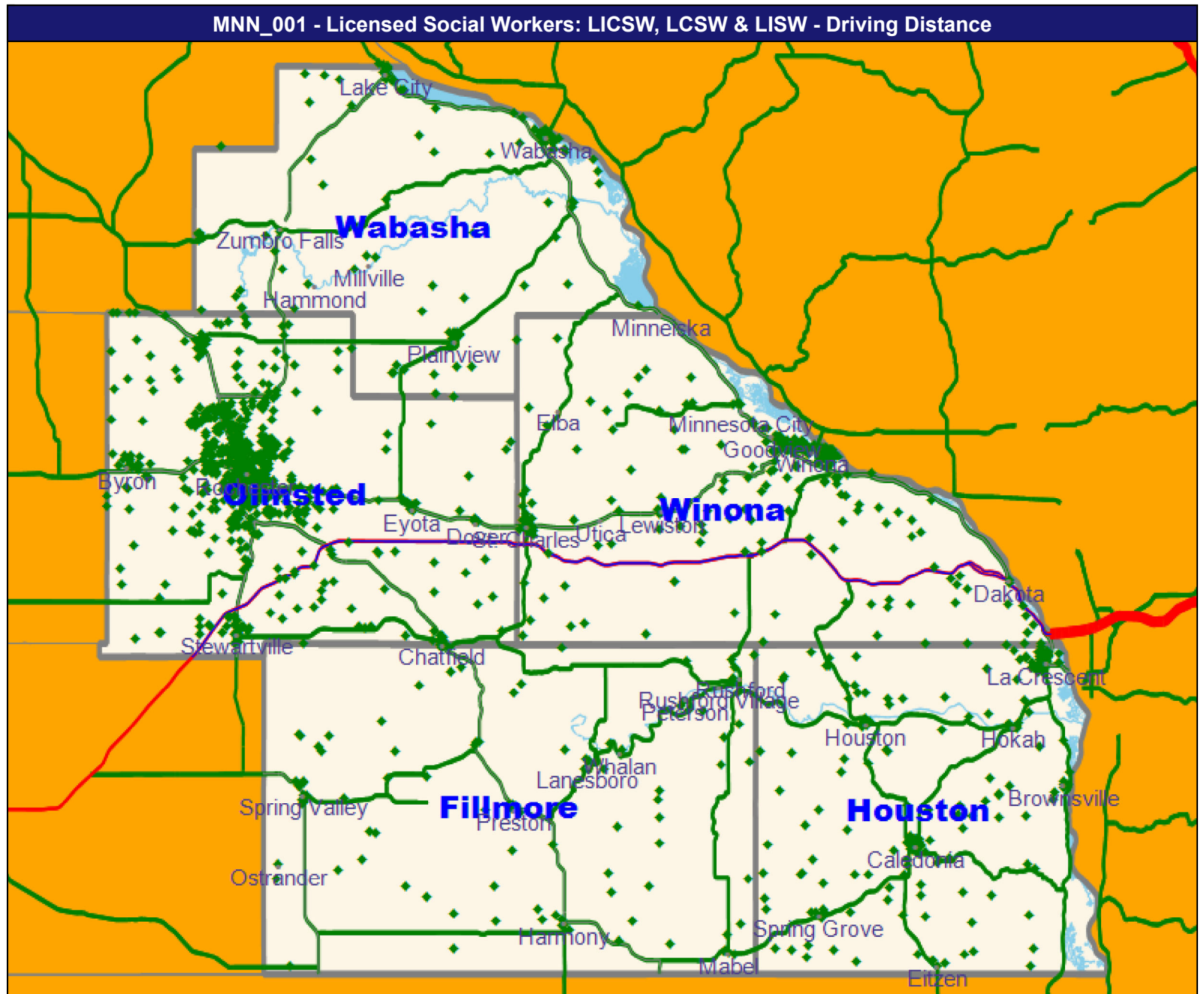
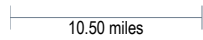
Licensed Social Workers: LICSW,
LCSW, AND LISW

1,361 eligible locations

- ◆ With access (1,361)
- Without access (0)

The Access Standard is defined as (MN
SELECT MNN_001 CENSUS MEMBERS
(MNN_001)) eligibles accessing:

1 (Licensed Social Workers: LICSW,
LCSW, AND LISW) provider in 30
miles or 30 minutes



Access Detail By County SSA

August 22, 2024

Access Analysis
 MNN_001 Select Network Access Plan
 Year 2025

Eligible / Provider Groups
 MN SELECT MNN_001 CENSUS
 MEMBERS (MNN_001)
 Other providers designated as
 licensed mental health providers

¹ The Access Standard is defined as (MN
 SELECT MNN_001 CENSUS
 MEMBERS (MNN_001)) eligibles
 accessing:

¹ (Other providers designated as
 licensed mental health providers)
 provider in 30 miles or 30 minutes

All Eligibles									
State Name	County	County SSA	Eligible	With Access ¹		Without Access ¹		Average Distance	Minimum Time
			#	#	%	#	%	1	1
Minnesota	Fillmore	24220	112	112	100.0	0	0.0	4.9	0.1
	Houston	24270	192	192	100.0	0	0.0	3.9	0.0
	Olmsted	24540	706	706	100.0	0	0.0	2.3	0.0
	Wabasha	24780	104	104	100.0	0	0.0	4.7	0.0
	Winona	24840	247	247	100.0	0	0.0	4.1	0.1
	Grand Totals		1,361	1,361	100.0	0	0.0	3.3	0.0

Map

August 22, 2024

MNN_001 Select Network Access Plan
Year 2025

Employee Group

MN SELECT MNN_001 CENSUS
MEMBERS (MNN_001)

Provider Group

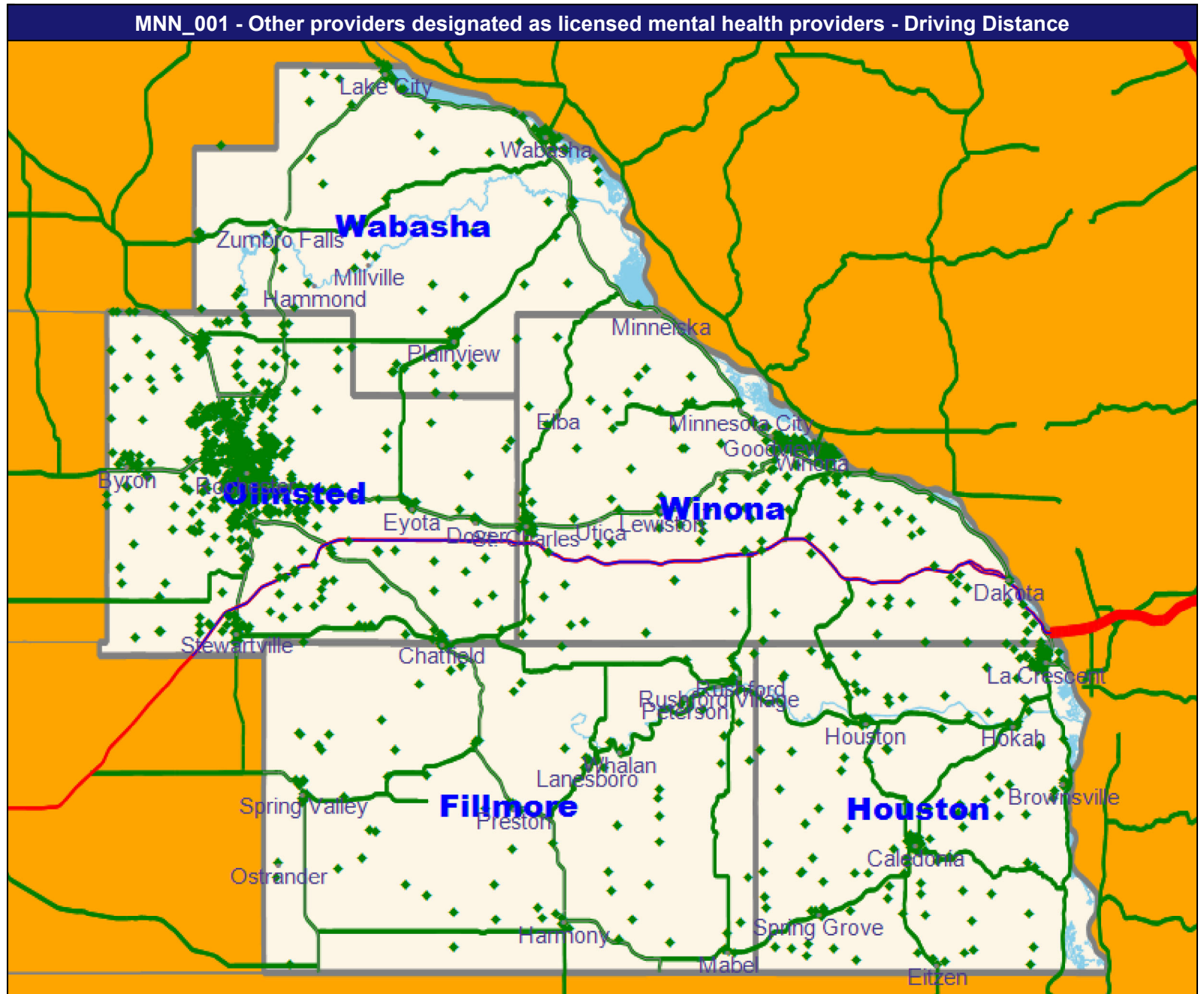
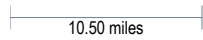
Other providers designated as licensed
mental health providers

1,361 eligible locations

- ◆ With access (1,361)
- Without access (0)

The Access Standard is defined as (MN
SELECT MNN_001 CENSUS MEMBERS
(MNN_001)) eligibles accessing:

1 (Other providers designated as
licensed mental health providers)
provider in 30 miles or 30 minutes



Access Detail By County SSA

August 22, 2024

Access Analysis
 MNN_001 Select Network Access Plan
 Year 2025
 Eligible / Provider Groups
 MN SELECT MNN_001 CENSUS
 MEMBERS (MNN_001)
 Pediatric Services Providers

¹ The Access Standard is defined as (MN
 SELECT MNN_001 CENSUS
 MEMBERS (MNN_001)) eligibles
 accessing:
 1 (Pediatric Services Providers)
 provider in 30 miles or 30 minutes

All Eligibles									
State Name	County	County SSA	Eligible	With Access ¹		Without Access ¹		Average Distance	Minimum Time
			#	#	%	#	%	1	1
Minnesota	Fillmore	24220	112	112	100.0	0	0.0	7.0	0.1
	Houston	24270	192	192	100.0	0	0.0	14.4	3.4
	Olmsted	24540	706	706	100.0	0	0.0	2.7	0.0
	Wabasha	24780	104	104	100.0	0	0.0	8.7	0.0
	Winona	24840	247	247	100.0	0	0.0	4.7	0.1
	Grand Totals		1,361	1,361	100.0	0	0.0	5.5	0.0

Map

August 22, 2024

MNN_001 Select Network Access Plan
Year 2025

Employee Group

MN SELECT MNN_001 CENSUS
MEMBERS (MNN_001)

Provider Group

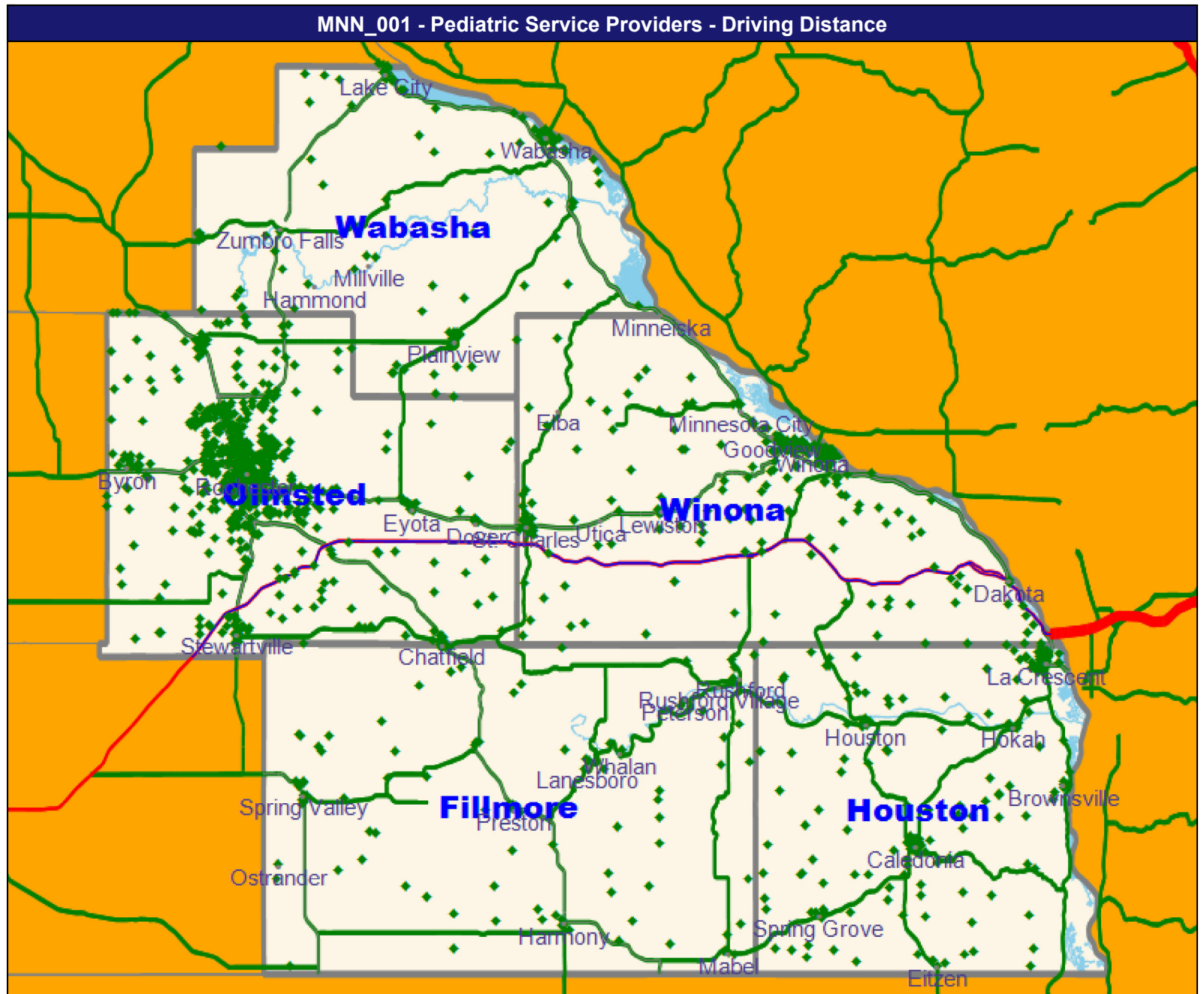
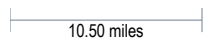
Pediatric Services Providers

1,361 eligible locations

- ◆ With access (1,361)
- Without access (0)

The Access Standard is defined as (MN
SELECT MNN_001 CENSUS MEMBERS
(MNN_001)) eligibles accessing:

1 (Pediatric Services Providers)
provider in 30 miles or 30 minutes



Access Detail By County SSA

August 22, 2024

Access Analysis
 MNN_001 Select Network Access Plan
 Year 2025
 Eligible / Provider Groups
 MN SELECT MNN_001 CENSUS
 MEMBERS (MNN_001)
 Allergy, Immunology and
 Rheumatology

¹ The Access Standard is defined as (MN
 SELECT MNN_001 CENSUS
 MEMBERS (MNN_001)) eligibles
 accessing:
 1 (Allergy, Immunology and
 Rheumatology) provider in 60 miles or
 60 minutes

All Eligibles									
State Name	County	County SSA	Eligible	With Access ¹		Without Access ¹		Average Distance	Minimum Time
			#	#	%	#	%	1	1
Minnesota	Fillmore	24220	112	112	100.0	0	0.0	27.0	15.6
	Houston	24270	192	192	100.0	0	0.0	16.2	4.2
	Olmsted	24540	706	706	100.0	0	0.0	5.3	0.0
	Wabasha	24780	104	104	100.0	0	0.0	27.4	12.9
	Winona	24840	247	247	100.0	0	0.0	8.7	0.3
Grand Totals			1,361	1,361	100.0	0	0.0	11.0	0.0

Map

August 22, 2024

MNN_001 Select Network Access Plan
Year 2025

Employee Group

MN SELECT MNN_001 CENSUS
MEMBERS (MNN_001)

Provider Group

Allergy, Immunology and
Rheumatology

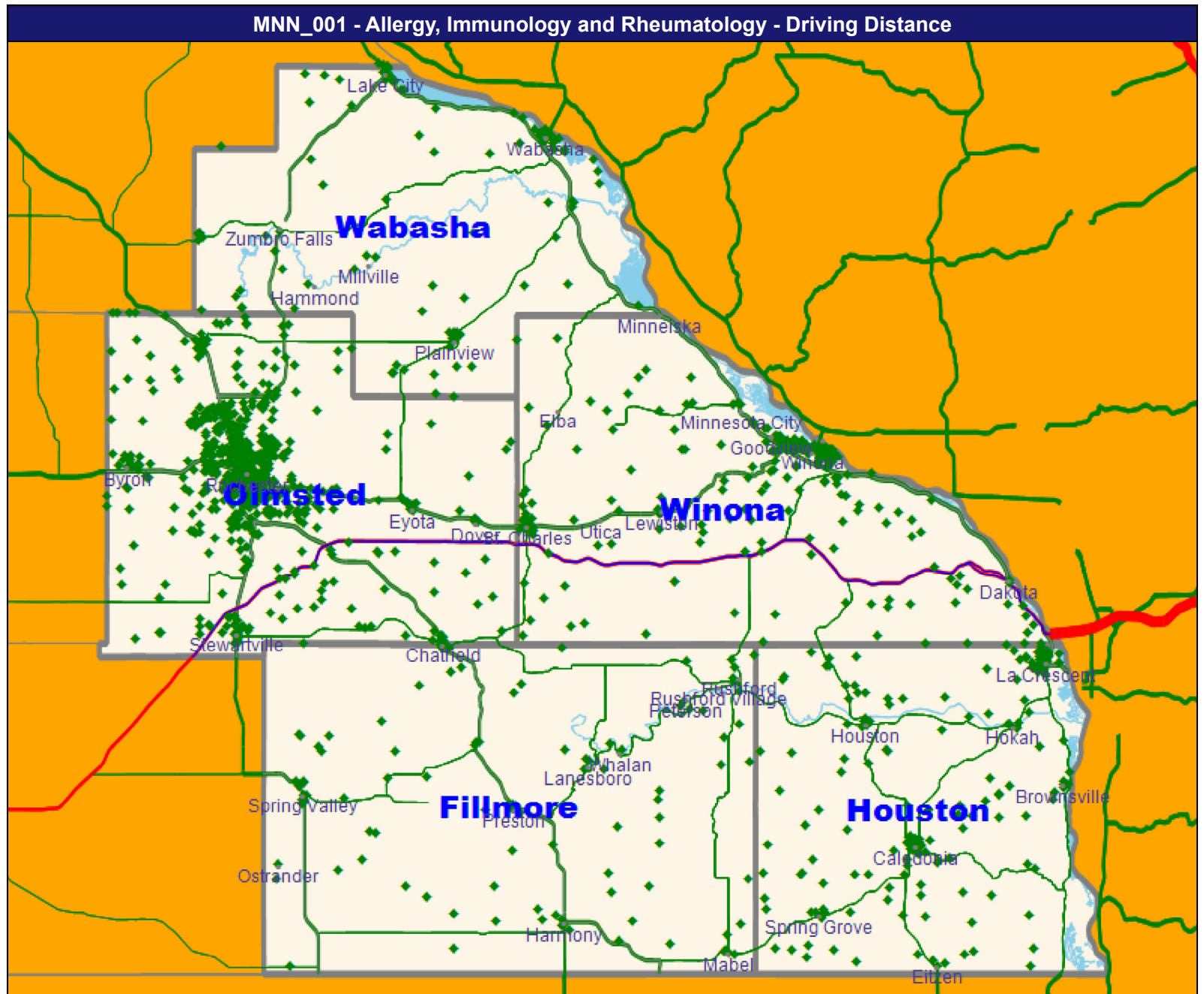
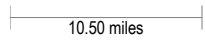
1,361 eligible locations

◆ With access (1,361)

● Without access (0)

The Access Standard is defined as (MN
SELECT MNN_001 CENSUS MEMBERS
(MNN_001)) eligibles accessing:

1 (Allergy, Immunology and
Rheumatology) provider in 60 miles or
60 minutes



Access Detail By County SSA

August 22, 2024

Access Analysis
 MNN_001 Select Network Access Plan
 Year 2025
 Eligible / Provider Groups
 MN SELECT MNN_001 CENSUS
 MEMBERS (MNN_001)
 Anesthesiology Physicians and
 Certified Registered Nurse
 Anesthetists

¹ The Access Standard is defined as (MN
 SELECT MNN_001 CENSUS
 MEMBERS (MNN_001)) eligibles
 accessing:
 1 (Anesthesiology Physicians and
 Certified Registered Nurse
 Anesthetists) provider in 60 miles or
 60 minutes

All Eligibles									
State Name	County	County SSA	Eligible	With Access ¹		Without Access ¹		Average Distance	Minimum Time
			#	#	%	#	%	1	1
Minnesota	Fillmore	24220	112	112	100.0	0	0.0	22.9	12.8
	Houston	24270	192	192	100.0	0	0.0	16.2	4.2
	Olmsted	24540	706	706	100.0	0	0.0	5.1	0.0
	Wabasha	24780	104	104	100.0	0	0.0	12.5	0.2
	Winona	24840	247	247	100.0	0	0.0	8.2	0.1
Grand Totals			1,361	1,361	100.0	0	0.0	9.3	0.0

Map

August 22, 2024

MNN_001 Select Network Access Plan
Year 2025

Employee Group

MN SELECT MNN_001 CENSUS
MEMBERS (MNN_001)

Provider Group

Anesthesiology Physicians and
Certified Registered Nurse
Anesthetists

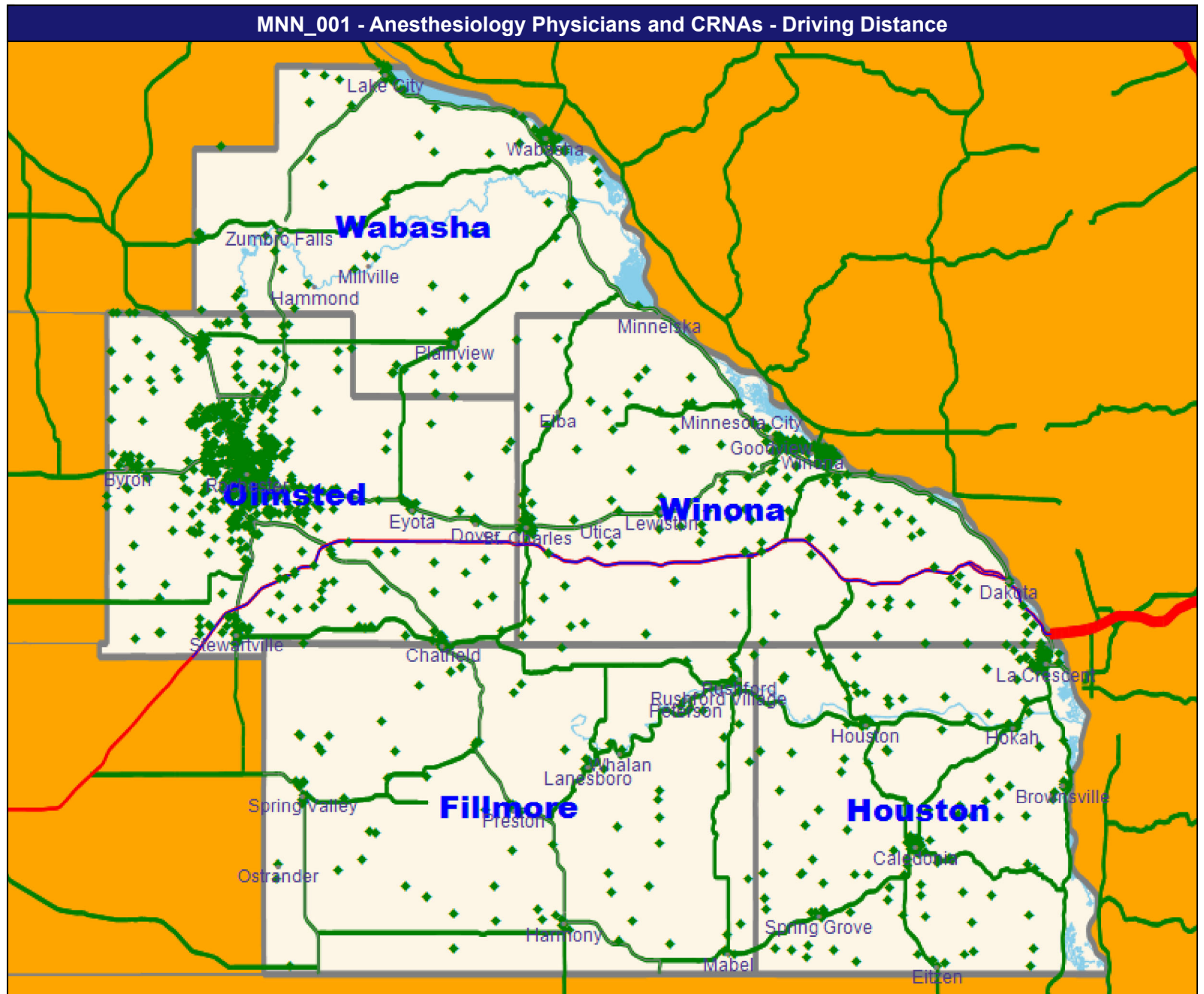
1,361 eligible locations

- ◆ With access (1,361)
- Without access (0)

The Access Standard is defined as (MN
SELECT MNN_001 CENSUS MEMBERS
(MNN_001)) eligibles accessing:

1 (Anesthesiology Physicians and
Certified Registered Nurse
Anesthetists) provider in 60 miles or
60 minutes

10.50 miles



Access Detail By County SSA

August 22, 2024

Access Analysis
 MNN_001 Select Network Access Plan
 Year 2025
 Eligible / Provider Groups
 MN SELECT MNN_001 CENSUS
 MEMBERS (MNN_001)
 Cardiac Surgery

¹ The Access Standard is defined as (MN
 SELECT MNN_001 CENSUS
 MEMBERS (MNN_001)) eligibles
 accessing:
 1 (Cardiac Surgery) provider in 60
 miles or 60 minutes

All Eligibles									
State Name	County	County SSA	Eligible	With Access ¹		Without Access ¹		Average Distance	Minimum Time
			#	#	%	#	%	1	1
Minnesota	Fillmore	24220	112	110	98.2	2	1.8	45.3	27.4
	Houston	24270	192	192	100.0	0	0.0	17.7	4.2
	Olmsted	24540	706	79	11.2	627	88.8	64.2	47.8
	Wabasha	24780	104	94	90.4	10	9.6	46.8	35.5
	Winona	24840	247	247	100.0	0	0.0	34.6	9.1
	Grand Totals		1,361	722	53.0	639	47.0	49.4	4.2

Map

August 22, 2024

MNN_001 Select Network Access Plan
Year 2025

Employee Group

MN SELECT MNN_001 CENSUS
MEMBERS (MNN_001)

Provider Group

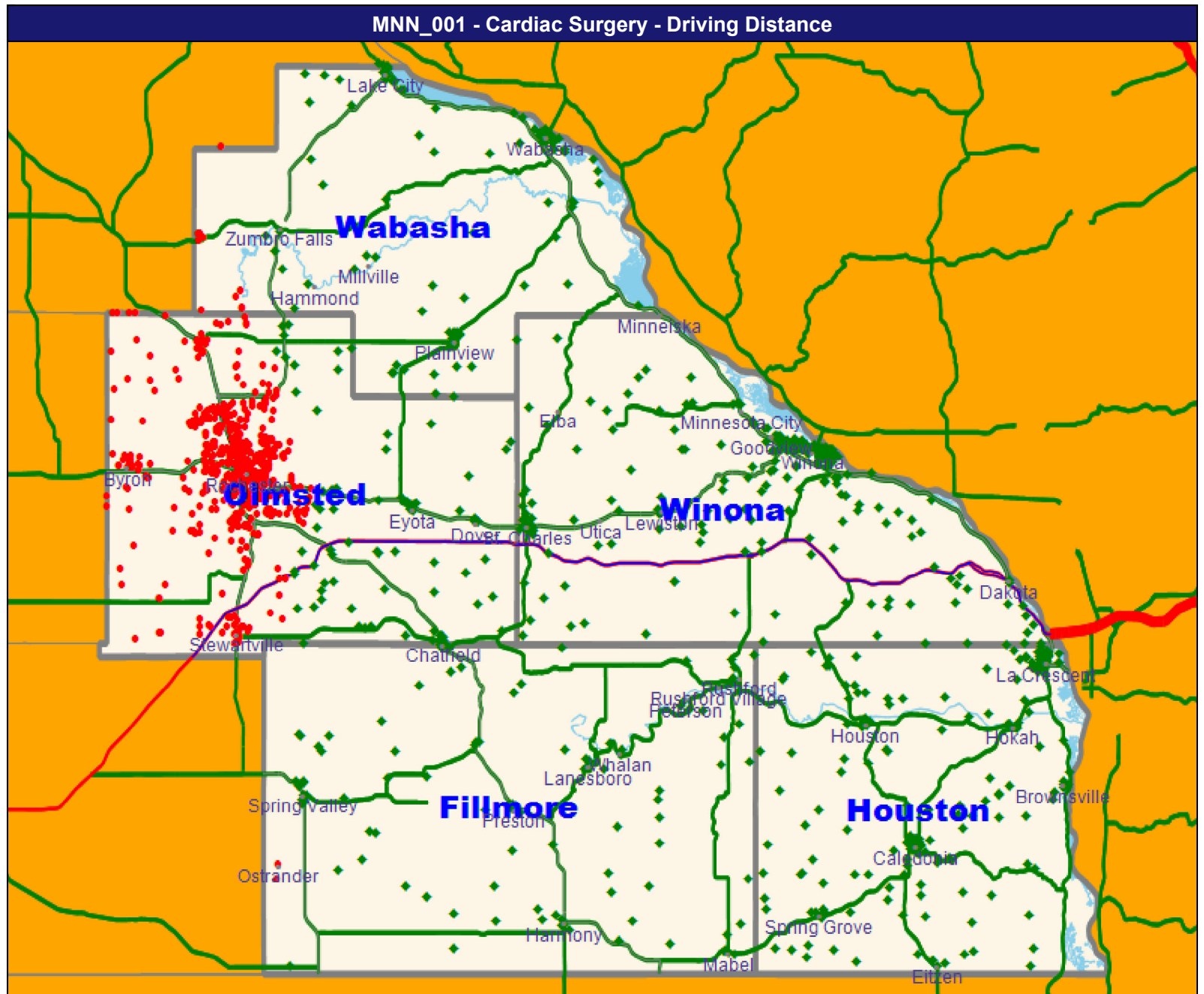
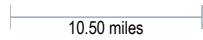
Cardiac Surgery

1,361 eligible locations

- ◆ With access (722)
- Without access (639)

The Access Standard is defined as (MN
SELECT MNN_001 CENSUS MEMBERS
(MNN_001)) eligibles accessing:

1 (Cardiac Surgery) provider in 60
miles or 60 minutes



Access Detail By County SSA

August 22, 2024

Access Analysis
 MNN_001 Select Network Access Plan
 Year 2025
 Eligible / Provider Groups
 MN SELECT MNN_001 CENSUS
 MEMBERS (MNN_001)
 Cardiovascular Disease

¹ The Access Standard is defined as (MN
 SELECT MNN_001 CENSUS
 MEMBERS (MNN_001)) eligibles
 accessing:
 1 (Cardiovascular Disease) provider in
 60 miles or 60 minutes

All Eligibles									
State Name	County	County SSA	Eligible	With Access ¹		Without Access ¹		Average Distance	Minimum Time
			#	#	%	#	%	1	1
Minnesota	Fillmore	24220	112	112	100.0	0	0.0	6.4	0.1
	Houston	24270	192	192	100.0	0	0.0	8.9	0.0
	Olmsted	24540	706	706	100.0	0	0.0	2.7	0.0
	Wabasha	24780	104	104	100.0	0	0.0	5.1	0.0
	Winona	24840	247	247	100.0	0	0.0	4.5	0.1
	Grand Totals		1,361	1,361	100.0	0	0.0	4.4	0.0

Map

August 22, 2024

MNN_001 Select Network Access Plan
Year 2025

Employee Group

MN SELECT MNN_001 CENSUS
MEMBERS (MNN_001)

Provider Group

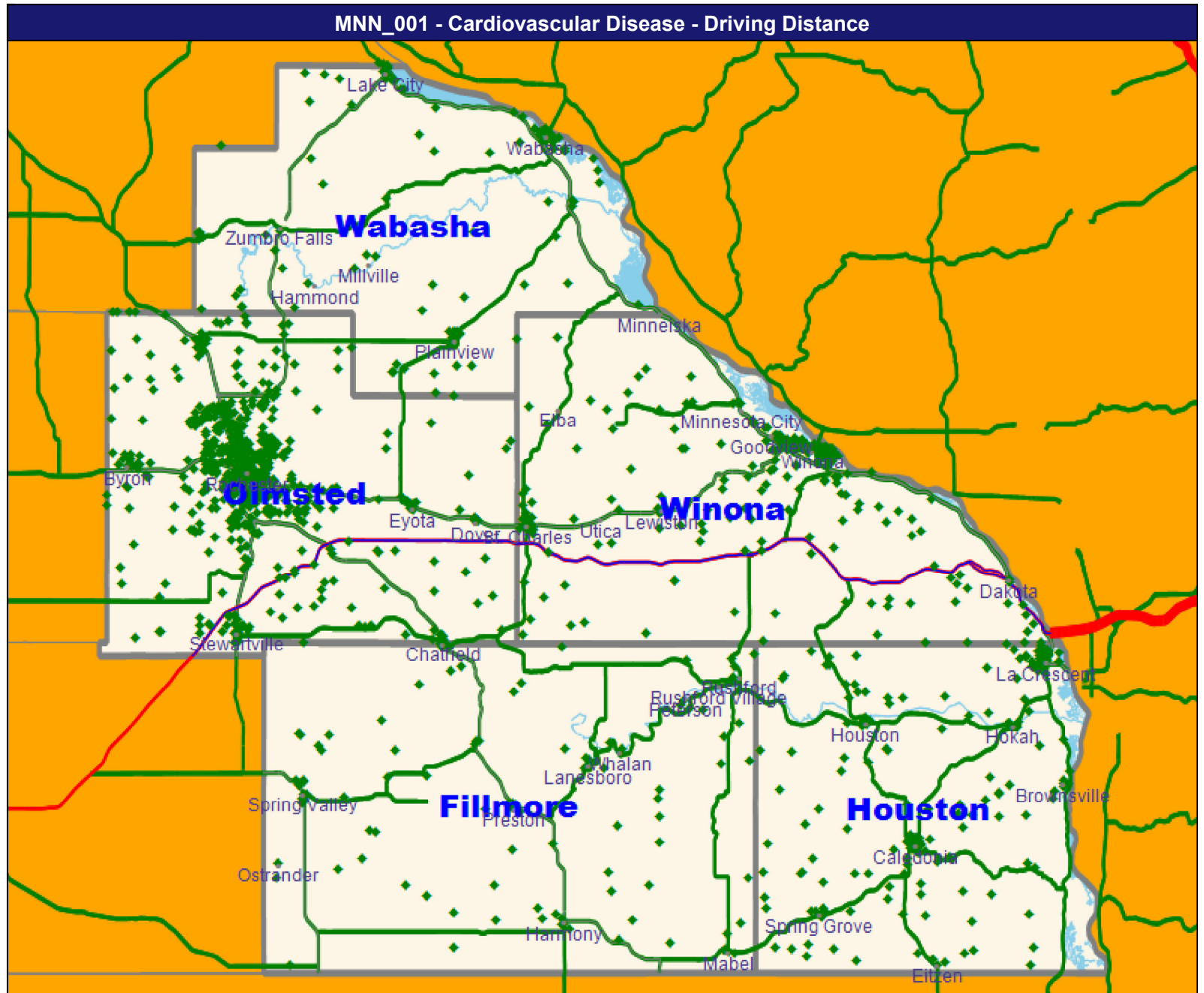
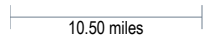
Cardiovascular Disease

1,361 eligible locations

- ◆ With access (1,361)
- Without access (0)

The Access Standard is defined as (MN
SELECT MNN_001 CENSUS MEMBERS
(MNN_001)) eligibles accessing:

1 (Cardiovascular Disease) provider in
60 miles or 60 minutes



Access Detail By County SSA

August 22, 2024

Access Analysis
 MNN_001 Select Network Access Plan
 Year 2025
 Eligible / Provider Groups
 MN SELECT MNN_001 CENSUS
 MEMBERS (MNN_001)
 Chiropractic Services

¹ The Access Standard is defined as (MN
 SELECT MNN_001 CENSUS
 MEMBERS (MNN_001)) eligibles
 accessing:
 1 (Chiropractic Services) provider in 60
 miles or 60 minutes

All Eligibles									
State Name	County	County SSA	Eligible	With Access ¹		Without Access ¹		Average Distance	Minimum Time
			#	#	%	#	%	1	1
Minnesota	Fillmore	24220	112	112	100.0	0	0.0	7.9	0.0
	Houston	24270	192	192	100.0	0	0.0	4.8	0.0
	Olmsted	24540	706	706	100.0	0	0.0	3.2	0.0
	Wabasha	24780	104	104	100.0	0	0.0	6.1	0.0
	Winona	24840	247	247	100.0	0	0.0	5.5	0.1
	Grand Totals		1,361	1,361	100.0	0	0.0	4.4	0.0

Map

August 22, 2024

MNN_001 Select Network Access Plan
Year 2025

Employee Group

MN SELECT MNN_001 CENSUS
MEMBERS (MNN_001)

Provider Group

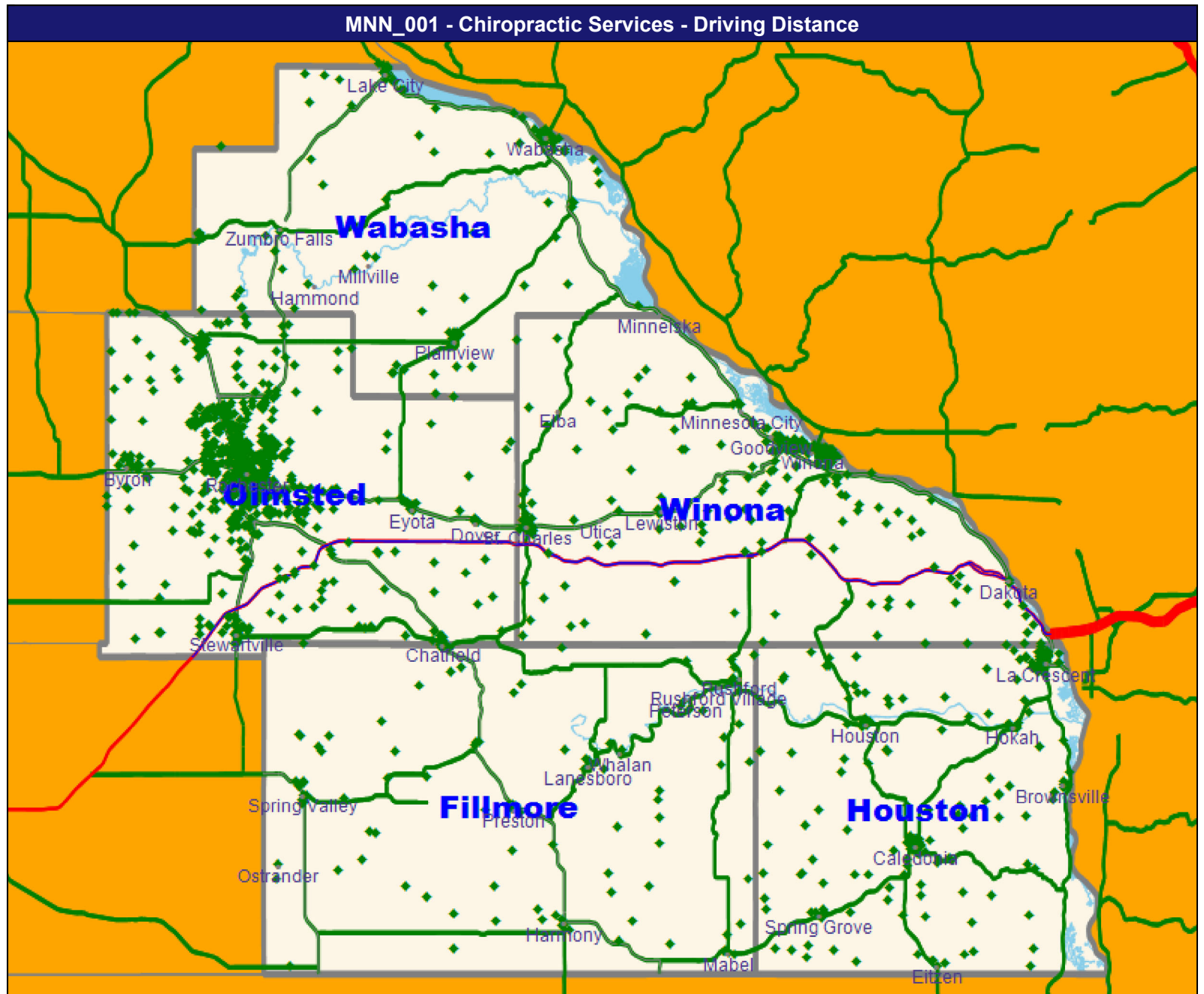
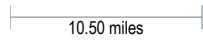
Chiropractic Services

1,361 eligible locations

- ◆ With access (1,361)
- Without access (0)

The Access Standard is defined as (MN
SELECT MNN_001 CENSUS MEMBERS
(MNN_001)) eligibles accessing:

1 (Chiropractic Services) provider in 60
miles or 60 minutes



Access Detail By County SSA

August 22, 2024

Access Analysis
 MNN_001 Select Network Access Plan
 Year 2025
 Eligible / Provider Groups
 MN SELECT MNN_001 CENSUS
 MEMBERS (MNN_001)
 Colon & Rectal Surgery

¹ The Access Standard is defined as (MN
 SELECT MNN_001 CENSUS
 MEMBERS (MNN_001)) eligibles
 accessing:
 1 (Colon & Rectal Surgery) provider in
 60 miles or 60 minutes

All Eligibles									
State Name	County	County SSA	Eligible	With Access ¹		Without Access ¹		Average Distance	Minimum Time
			#	#	%	#	%	1	1
Minnesota	Fillmore	24220	112	112	100.0	0	0.0	22.3	12.8
	Houston	24270	192	192	100.0	0	0.0	15.7	4.2
	Olmsted	24540	706	706	100.0	0	0.0	5.1	0.0
	Wabasha	24780	104	104	100.0	0	0.0	12.5	0.2
	Winona	24840	247	247	100.0	0	0.0	8.1	0.1
	Grand Totals		1,361	1,361	100.0	0	0.0	9.1	0.0

Map

August 22, 2024

MNN_001 Select Network Access Plan
Year 2025

Employee Group

MN SELECT MNN_001 CENSUS
MEMBERS (MNN_001)

Provider Group

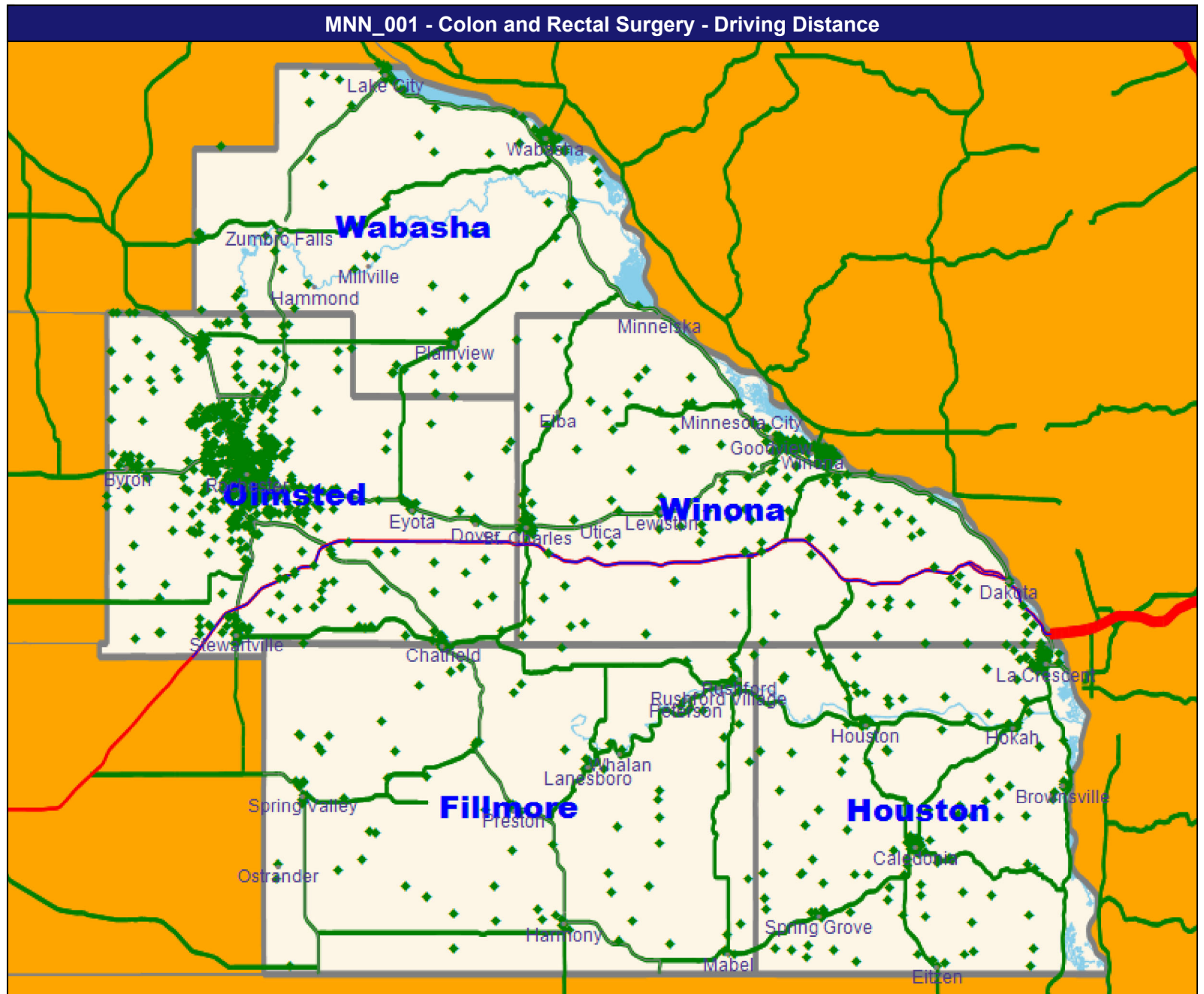
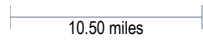
Colon & Rectal Surgery

1,361 eligible locations

- ◆ With access (1,361)
- Without access (0)

The Access Standard is defined as (MN
SELECT MNN_001 CENSUS MEMBERS
(MNN_001)) eligibles accessing:

1 (Colon & Rectal Surgery) provider in
60 miles or 60 minutes



Access Detail By County SSA

August 22, 2024

Access Analysis
 MNN_001 Select Network Access Plan
 Year 2025
 Eligible / Provider Groups
 MN SELECT MNN_001 CENSUS
 MEMBERS (MNN_001)
 Dental Providers - Pediatric

¹ The Access Standard is defined as (MN
 SELECT MNN_001 CENSUS
 MEMBERS (MNN_001)) eligibles
 accessing:
 1 (Dental Providers - Pediatric)
 provider in 60 miles or 60 minutes

All Eligibles									
State Name	County	County SSA	Eligible	With Access ¹		Without Access ¹		Average Distance	Minimum Time
			#	#	%	#	%	1	1
Minnesota	Fillmore	24220	112	112	100.0	0	0.0	9.3	0.1
	Houston	24270	192	192	100.0	0	0.0	16.5	2.6
	Olmsted	24540	706	706	100.0	0	0.0	2.8	0.0
	Wabasha	24780	104	104	100.0	0	0.0	8.7	0.0
	Winona	24840	247	247	100.0	0	0.0	17.7	0.1
	Grand Totals		1,361	1,361	100.0	0	0.0	8.4	0.0

Map

August 22, 2024

MNN_001 Select Network Access Plan
Year 2025

Employee Group

MN SELECT MNN_001 CENSUS
MEMBERS (MNN_001)

Provider Group

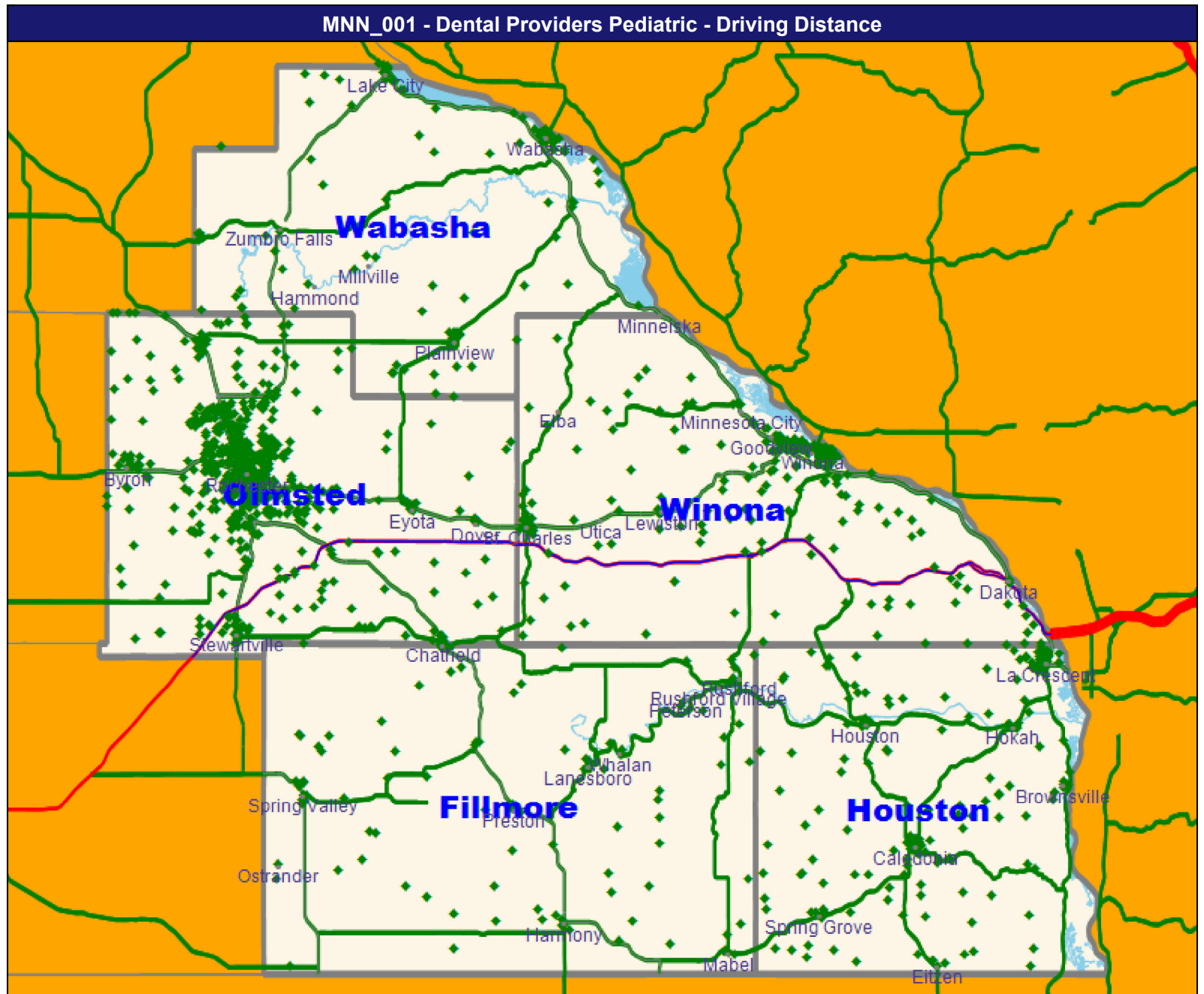
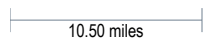
Dental Providers - Pediatric

1,361 eligible locations

- ◆ With access (1,361)
- Without access (0)

The Access Standard is defined as (MN
SELECT MNN_001 CENSUS MEMBERS
(MNN_001)) eligibles accessing:

1 (Dental Providers - Pediatric)
provider in 60 miles or 60 minutes



Access Detail By County SSA

August 22, 2024

Access Analysis
 MNN_001 Select Network Access Plan
 Year 2025
 Eligible / Provider Groups
 MN SELECT MNN_001 CENSUS
 MEMBERS (MNN_001)
 Dermatology

¹ The Access Standard is defined as (MN
 SELECT MNN_001 CENSUS
 MEMBERS (MNN_001)) eligibles
 accessing:
 1 (Dermatology) provider in 60 miles or
 60 minutes

All Eligibles									
State Name	County	County SSA	Eligible	With Access ¹		Without Access ¹		Average Distance	Minimum Time
			#	#	%	#	%	1	1
Minnesota	Fillmore	24220	112	112	100.0	0	0.0	8.7	0.1
	Houston	24270	192	192	100.0	0	0.0	16.1	4.2
	Olmsted	24540	706	706	100.0	0	0.0	2.5	0.0
	Wabasha	24780	104	104	100.0	0	0.0	8.7	0.0
	Winona	24840	247	247	100.0	0	0.0	4.8	0.1
	Grand Totals		1,361	1,361	100.0	0	0.0	5.8	0.0

Map

August 22, 2024

MNN_001 Select Network Access Plan
Year 2025

Employee Group

MN SELECT MNN_001 CENSUS
MEMBERS (MNN_001)

Provider Group

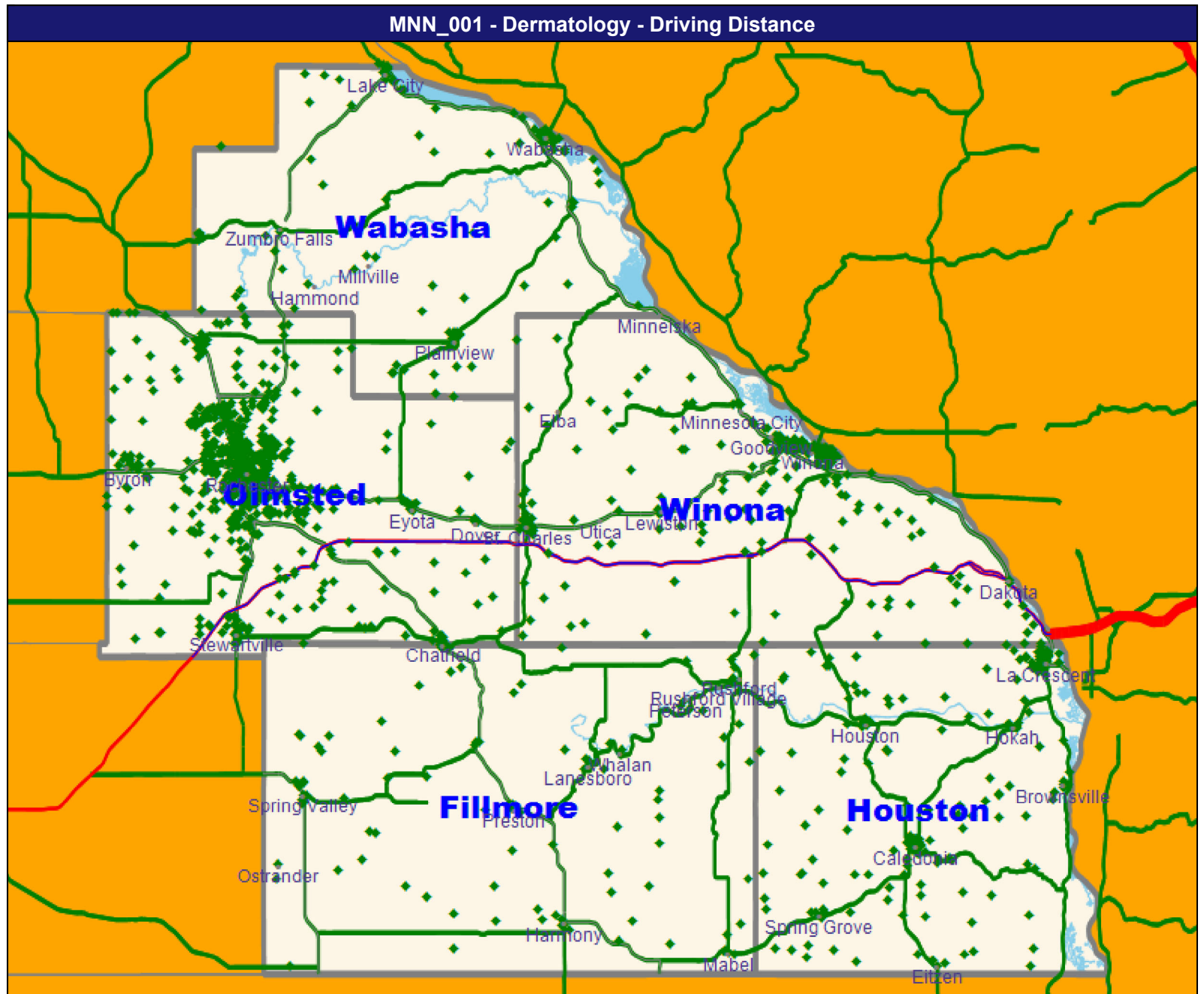
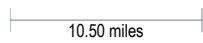
Dermatology

1,361 eligible locations

- ◆ With access (1,361)
- Without access (0)

The Access Standard is defined as (MN
SELECT MNN_001 CENSUS MEMBERS
(MNN_001)) eligibles accessing:

1 (Dermatology) provider in 60 miles or
60 minutes



Access Detail By County SSA

August 22, 2024

Access Analysis
 MNN_001 Select Network Access Plan
 Year 2025
 Eligible / Provider Groups
 MN SELECT MNN_001 CENSUS
 MEMBERS (MNN_001)
 Endocrinology

¹ The Access Standard is defined as (MN
 SELECT MNN_001 CENSUS
 MEMBERS (MNN_001)) eligibles
 accessing:
 1 (Endocrinology) provider in 60 miles
 or 60 minutes

All Eligibles									
State Name	County	County SSA	Eligible	With Access ¹		Without Access ¹		Average Distance	Minimum Time
			#	#	%	#	%	1	1
Minnesota	Fillmore	24220	112	112	100.0	0	0.0	32.1	15.1
	Houston	24270	192	192	100.0	0	0.0	17.7	4.2
	Olmsted	24540	706	706	100.0	0	0.0	5.1	0.0
	Wabasha	24780	104	104	100.0	0	0.0	28.2	12.9
	Winona	24840	247	247	100.0	0	0.0	29.8	9.1
	Grand Totals		1,361	1,361	100.0	0	0.0	15.3	0.0

Map

August 22, 2024

MNN_001 Select Network Access Plan
Year 2025

Employee Group

MN SELECT MNN_001 CENSUS
MEMBERS (MNN_001)

Provider Group

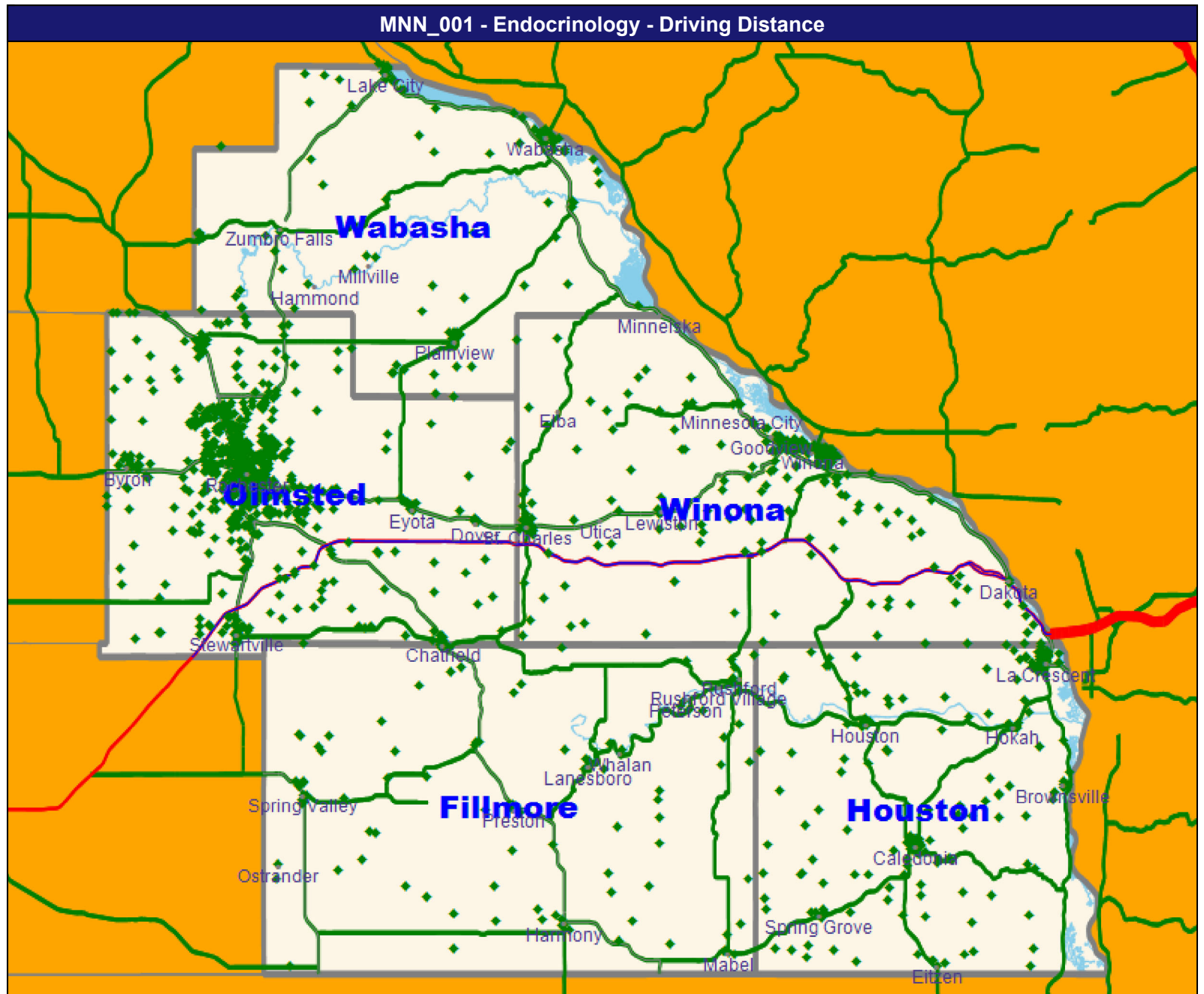
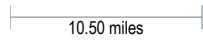
Endocrinology

1,361 eligible locations

- ◆ With access (1,361)
- Without access (0)

The Access Standard is defined as (MN
SELECT MNN_001 CENSUS MEMBERS
(MNN_001)) eligibles accessing:

1 (Endocrinology) provider in 60 miles
or 60 minutes



Access Detail By County SSA

August 22, 2024

Access Analysis
 MNN_001 Select Network Access Plan
 Year 2025
 Eligible / Provider Groups
 MN SELECT MNN_001 CENSUS
 MEMBERS (MNN_001)
 Gastroenterology

¹ The Access Standard is defined as (MN
 SELECT MNN_001 CENSUS
 MEMBERS (MNN_001)) eligibles
 accessing:
 1 (Gastroenterology) provider in 60
 miles or 60 minutes

All Eligibles									
State Name	County	County SSA	Eligible	With Access ¹		Without Access ¹		Average Distance	Minimum Time
			#	#	%	#	%	1	1
Minnesota	Fillmore	24220	112	112	100.0	0	0.0	35.0	17.5
	Houston	24270	192	192	100.0	0	0.0	16.2	4.2
	Olmsted	24540	706	706	100.0	0	0.0	40.2	23.2
	Wabasha	24780	104	104	100.0	0	0.0	15.2	0.2
	Winona	24840	247	247	100.0	0	0.0	8.9	0.3
	Grand Totals		1,361	1,361	100.0	0	0.0	28.8	0.2

Map

August 22, 2024

MNN_001 Select Network Access Plan
Year 2025

Employee Group

MN SELECT MNN_001 CENSUS
MEMBERS (MNN_001)

Provider Group

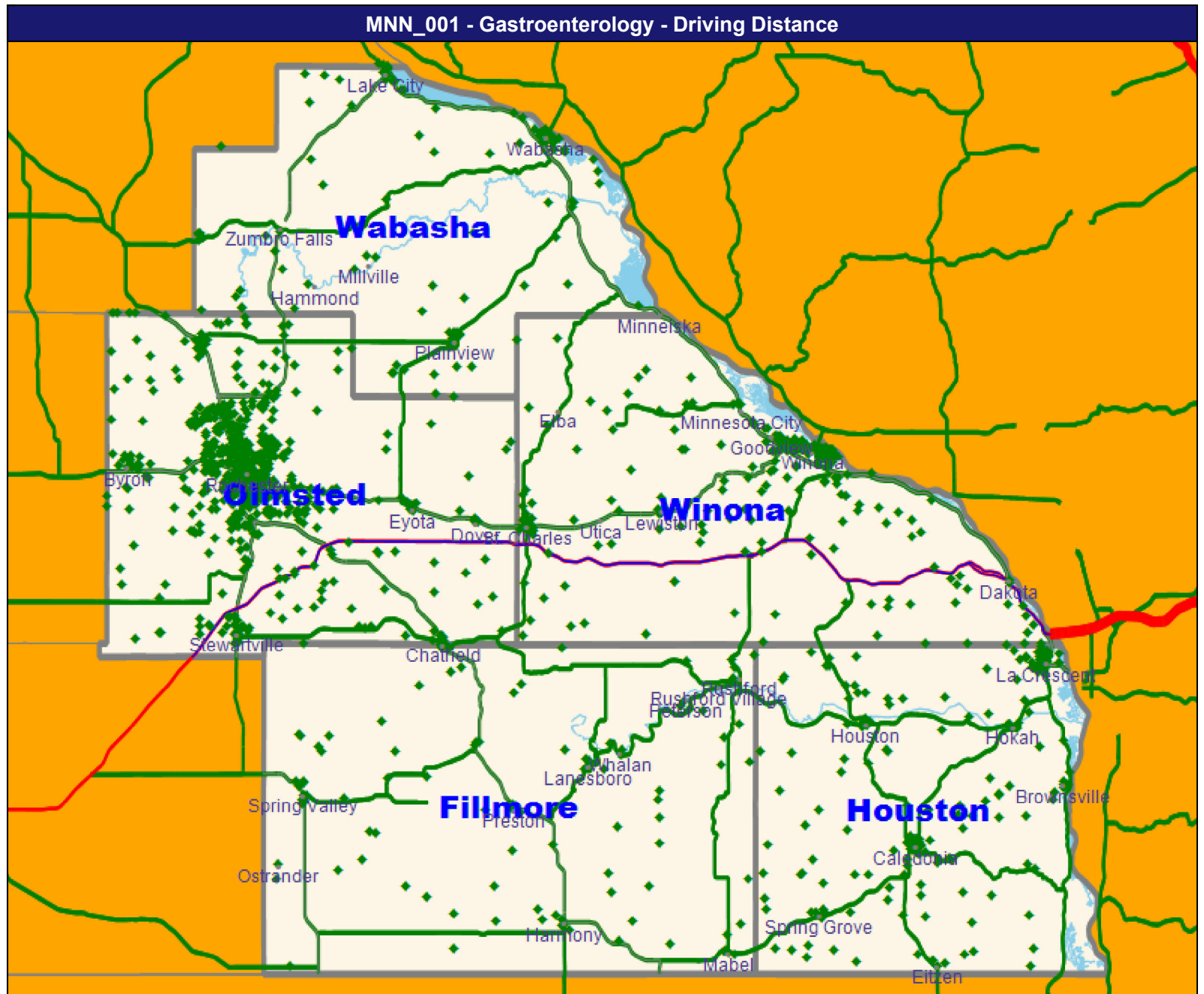
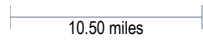
Gastroenterology

1,361 eligible locations

- ◆ With access (1,361)
- Without access (0)

The Access Standard is defined as (MN
SELECT MNN_001 CENSUS MEMBERS
(MNN_001)) eligibles accessing:

1 (Gastroenterology) provider in 60
miles or 60 minutes



Access Detail By County SSA

August 22, 2024

Access Analysis
 MNN_001 Select Network Access Plan
 Year 2025
 Eligible / Provider Groups
 MN SELECT MNN_001 CENSUS
 MEMBERS (MNN_001)
 General Surgery

¹ The Access Standard is defined as (MN
 SELECT MNN_001 CENSUS
 MEMBERS (MNN_001)) eligibles
 accessing:
 1 (General Surgery) provider in 60
 miles or 60 minutes

All Eligibles									
State Name	County	County SSA	Eligible	With Access ¹		Without Access ¹		Average Distance	Minimum Time
			#	#	%	#	%	1	1
Minnesota	Fillmore	24220	112	112	100.0	0	0.0	22.3	12.8
	Houston	24270	192	192	100.0	0	0.0	15.7	4.2
	Olmsted	24540	706	706	100.0	0	0.0	5.1	0.0
	Wabasha	24780	104	104	100.0	0	0.0	12.5	0.2
	Winona	24840	247	247	100.0	0	0.0	8.1	0.1
	Grand Totals		1,361	1,361	100.0	0	0.0	9.1	0.0

Map

August 22, 2024

MNN_001 Select Network Access Plan
Year 2025

Employee Group

MN SELECT MNN_001 CENSUS
MEMBERS (MNN_001)

Provider Group

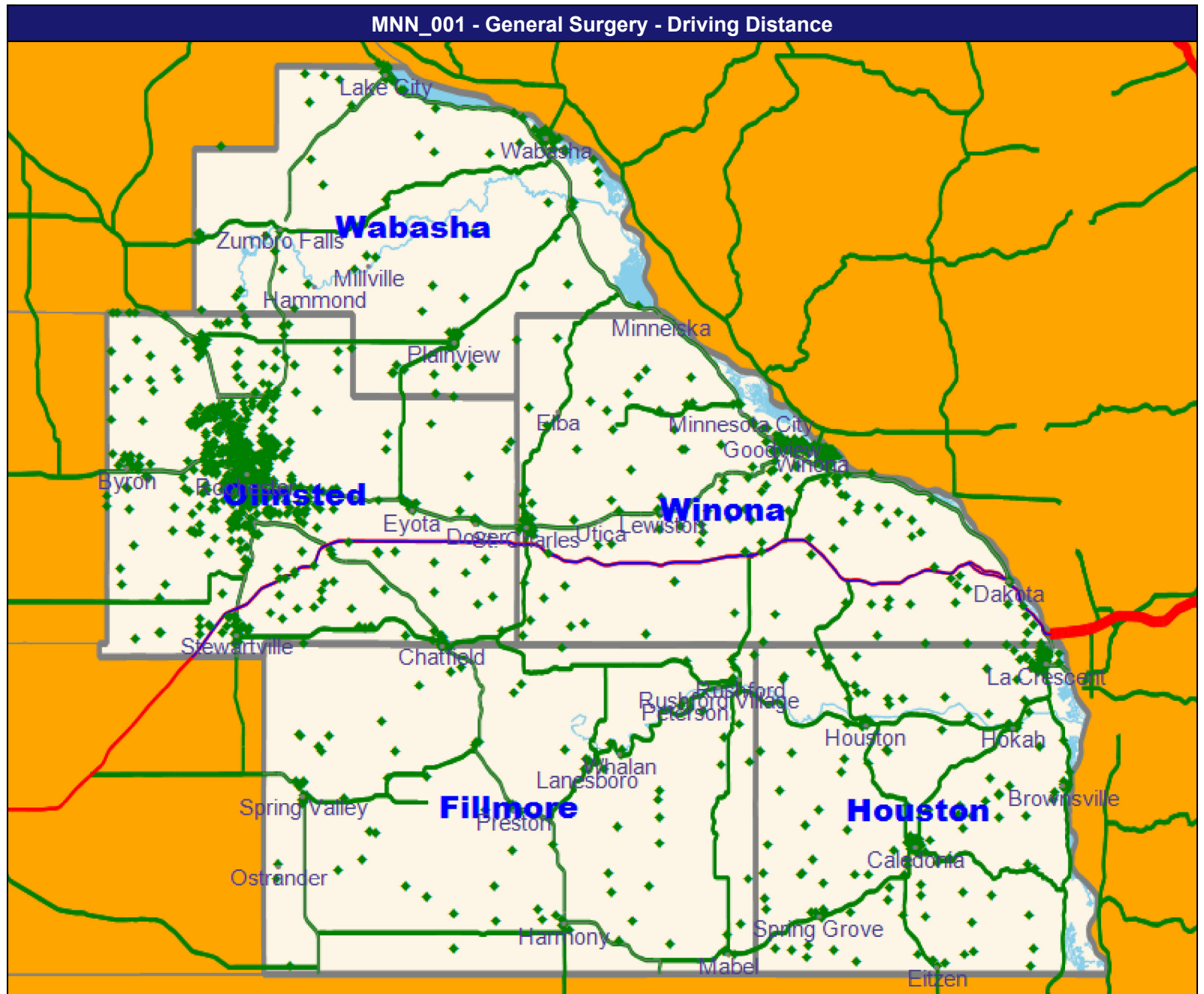
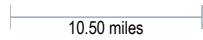
General Surgery

1,361 eligible locations

- ◆ With access (1,361)
- Without access (0)

The Access Standard is defined as (MN
SELECT MNN_001 CENSUS MEMBERS
(MNN_001)) eligibles accessing:

1 (General Surgery) provider in 60
miles or 60 minutes



Access Detail By County SSA

August 22, 2024

Access Analysis
 MNN_001 Select Network Access Plan
 Year 2025
 Eligible / Provider Groups
 MN SELECT MNN_001 CENSUS
 MEMBERS (MNN_001)
 Genetics

¹ The Access Standard is defined as (MN
 SELECT MNN_001 CENSUS
 MEMBERS (MNN_001)) eligibles
 accessing:
 1 (Genetics) provider in 60 miles or 60
 minutes

All Eligibles									
State Name	County	County SSA	Eligible	With Access ¹		Without Access ¹		Average Distance	Minimum Time
			#	#	%	#	%	1	1
Minnesota	Fillmore	24220	112	109	97.3	3	2.7	45.8	27.4
	Houston	24270	192	192	100.0	0	0.0	17.7	4.2
	Olmsted	24540	706	69	9.8	637	90.2	65.4	47.8
	Wabasha	24780	104	21	20.2	83	79.8	68.2	57.4
	Winona	24840	247	247	100.0	0	0.0	35.0	9.1
	Grand Totals		1,361	638	46.9	723	53.1	51.8	4.2

Map

August 22, 2024

MNN_001 Select Network Access Plan
Year 2025

Employee Group

MN SELECT MNN_001 CENSUS
MEMBERS (MNN_001)

Provider Group

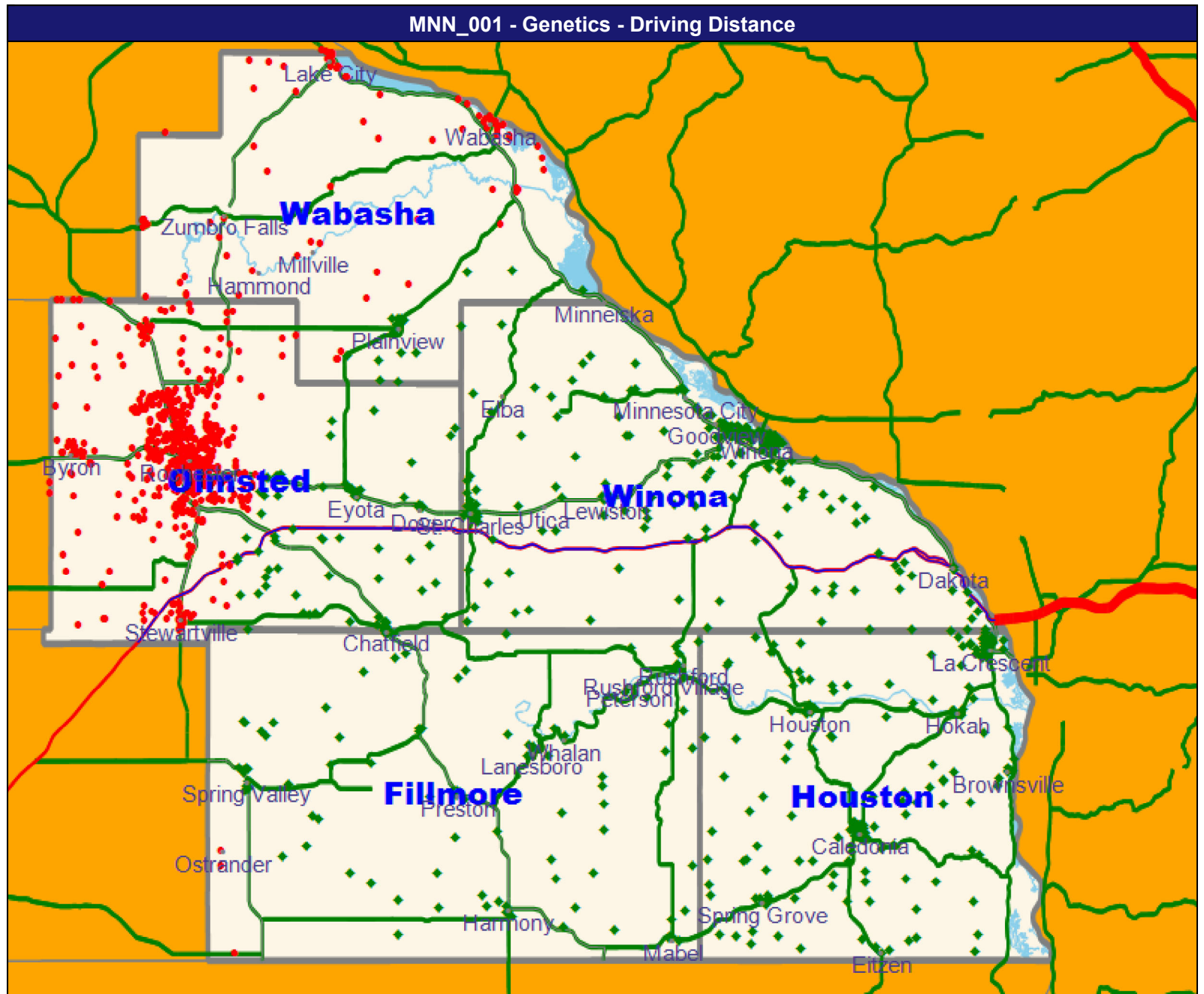
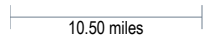
Genetics

1,361 eligible locations

- ◆ With access (638)
- Without access (723)

The Access Standard is defined as (MN
SELECT MNN_001 CENSUS MEMBERS
(MNN_001)) eligibles accessing:

1 (Genetics) provider in 60 miles or 60
minutes



Access Detail By County SSA

August 22, 2024

Access Analysis
 MNN_001 Select Network Access Plan
 Year 2025
 Eligible / Provider Groups
 MN SELECT MNN_001 CENSUS
 MEMBERS (MNN_001)
 Infectious Disease

¹ The Access Standard is defined as (MN
 SELECT MNN_001 CENSUS
 MEMBERS (MNN_001)) eligibles
 accessing:
 1 (Infectious Disease) provider in 60
 miles or 60 minutes

All Eligibles									
State Name	County	County SSA	Eligible	With Access ¹		Without Access ¹		Average Distance	Minimum Time
			#	#	%	#	%	1	1
Minnesota	Fillmore	24220	112	112	100.0	0	0.0	32.1	15.1
	Houston	24270	192	192	100.0	0	0.0	17.7	4.2
	Olmsted	24540	706	706	100.0	0	0.0	6.8	0.4
	Wabasha	24780	104	104	100.0	0	0.0	27.7	14.5
	Winona	24840	247	247	100.0	0	0.0	28.1	8.0
	Grand Totals		1,361	1,361	100.0	0	0.0	15.9	0.4

Map

August 22, 2024

MNN_001 Select Network Access Plan
Year 2025

Employee Group

MN SELECT MNN_001 CENSUS
MEMBERS (MNN_001)

Provider Group

Infectious Disease

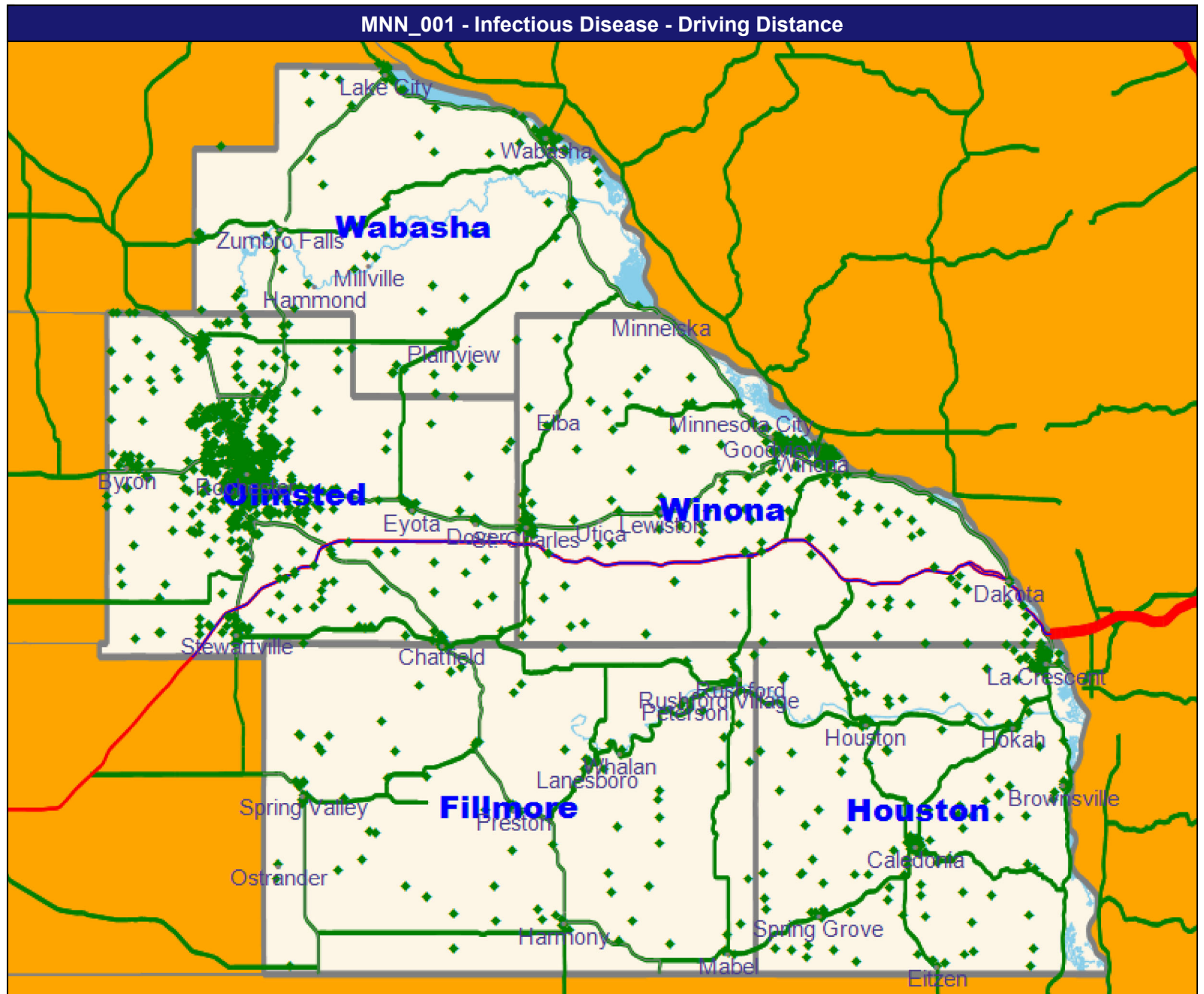
1,361 eligible locations

- ◆ With access (1,361)
- Without access (0)

The Access Standard is defined as (MN
SELECT MNN_001 CENSUS MEMBERS
(MNN_001)) eligibles accessing:

1 (Infectious Disease) provider in 60
miles or 60 minutes

10.50 miles



Access Detail By County SSA

August 22, 2024

Access Analysis
 MNN_001 Select Network Access Plan
 Year 2025
 Eligible / Provider Groups
 MN SELECT MNN_001 CENSUS
 MEMBERS (MNN_001)
 Mammography

¹ The Access Standard is defined as (MN
 SELECT MNN_001 CENSUS
 MEMBERS (MNN_001)) eligibles
 accessing:
 1 (Mammography) provider in 60 miles
 or 60 minutes

All Eligibles									
State Name	County	County SSA	Eligible	With Access ¹		Without Access ¹		Average Distance	Minimum Time
			#	#	%	#	%	1	1
Minnesota	Fillmore	24220	112	112	100.0	0	0.0	12.0	0.1
	Houston	24270	192	192	100.0	0	0.0	15.9	4.2
	Olmsted	24540	706	706	100.0	0	0.0	4.3	0.0
	Wabasha	24780	104	104	100.0	0	0.0	7.8	0.0
	Winona	24840	247	247	100.0	0	0.0	5.7	0.1
	Grand Totals		1,361	1,361	100.0	0	0.0	7.1	0.0

Map

August 22, 2024

MNN_001 Select Network Access Plan
Year 2025

Employee Group

MN SELECT MNN_001 CENSUS
MEMBERS (MNN_001)

Provider Group

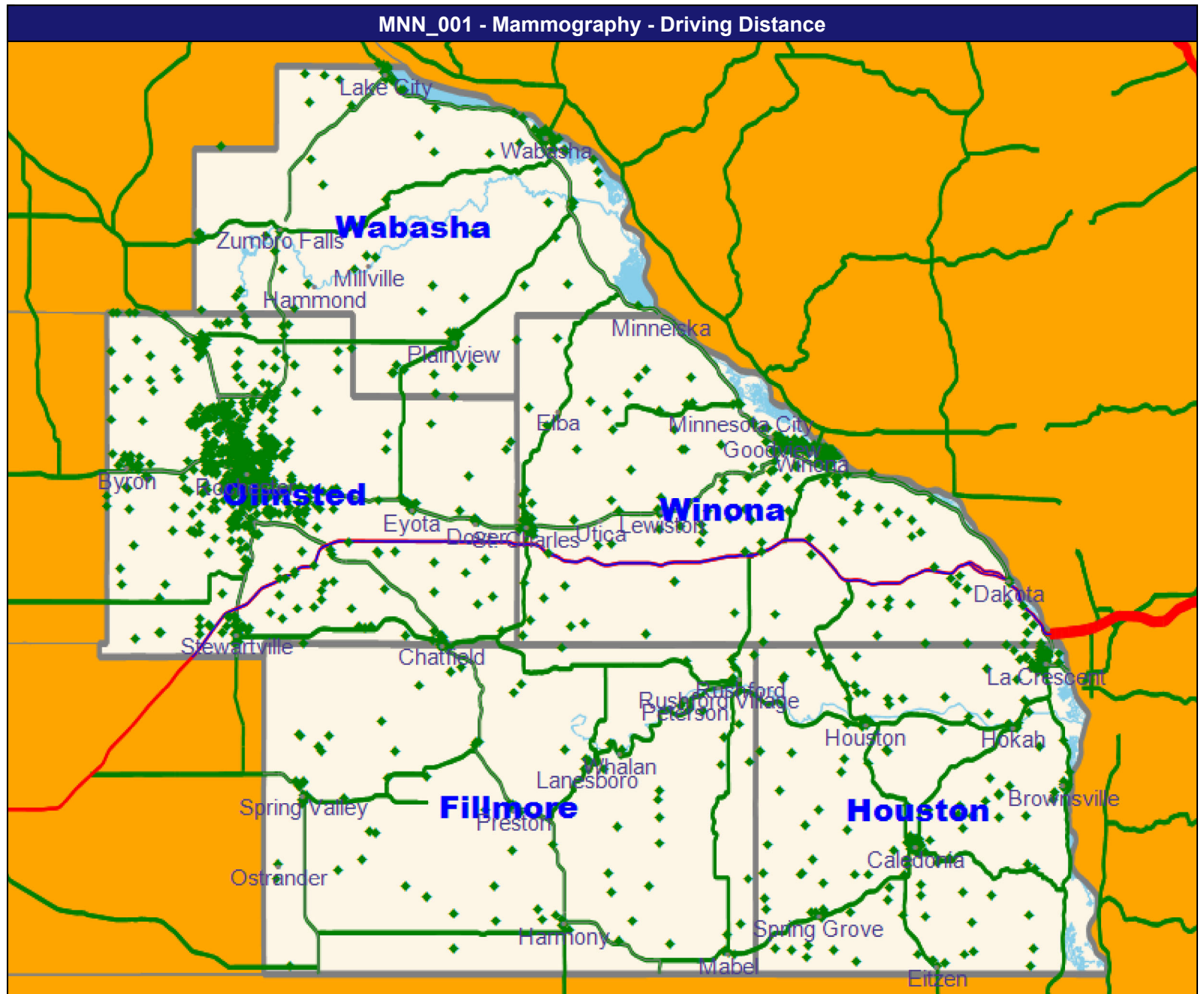
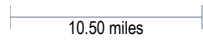
Mammography

1,361 eligible locations

- ◆ With access (1,361)
- Without access (0)

The Access Standard is defined as (MN
SELECT MNN_001 CENSUS MEMBERS
(MNN_001)) eligibles accessing:

1 (Mammography) provider in 60 miles
or 60 minutes



Access Detail By County SSA

August 22, 2024

Access Analysis
 MNN_001 Select Network Access Plan
 Year 2025
 Eligible / Provider Groups
 MN SELECT MNN_001 CENSUS
 MEMBERS (MNN_001)
 Nephrology

¹ The Access Standard is defined as (MN
 SELECT MNN_001 CENSUS
 MEMBERS (MNN_001)) eligibles
 accessing:
 1 (Nephrology) provider in 60 miles or
 60 minutes

All Eligibles									
State Name	County	County SSA	Eligible	With Access ¹		Without Access ¹		Average Distance	Minimum Time
			#	#	%	#	%	1	1
Minnesota	Fillmore	24220	112	112	100.0	0	0.0	17.9	0.2
	Houston	24270	192	192	100.0	0	0.0	15.3	4.2
	Olmsted	24540	706	706	100.0	0	0.0	43.0	25.8
	Wabasha	24780	104	104	100.0	0	0.0	42.0	26.1
	Winona	24840	247	247	100.0	0	0.0	9.5	0.1
	Grand Totals		1,361	1,361	100.0	0	0.0	30.9	0.1

Map

August 22, 2024

MNN_001 Select Network Access Plan
Year 2025

Employee Group

MN SELECT MNN_001 CENSUS
MEMBERS (MNN_001)

Provider Group

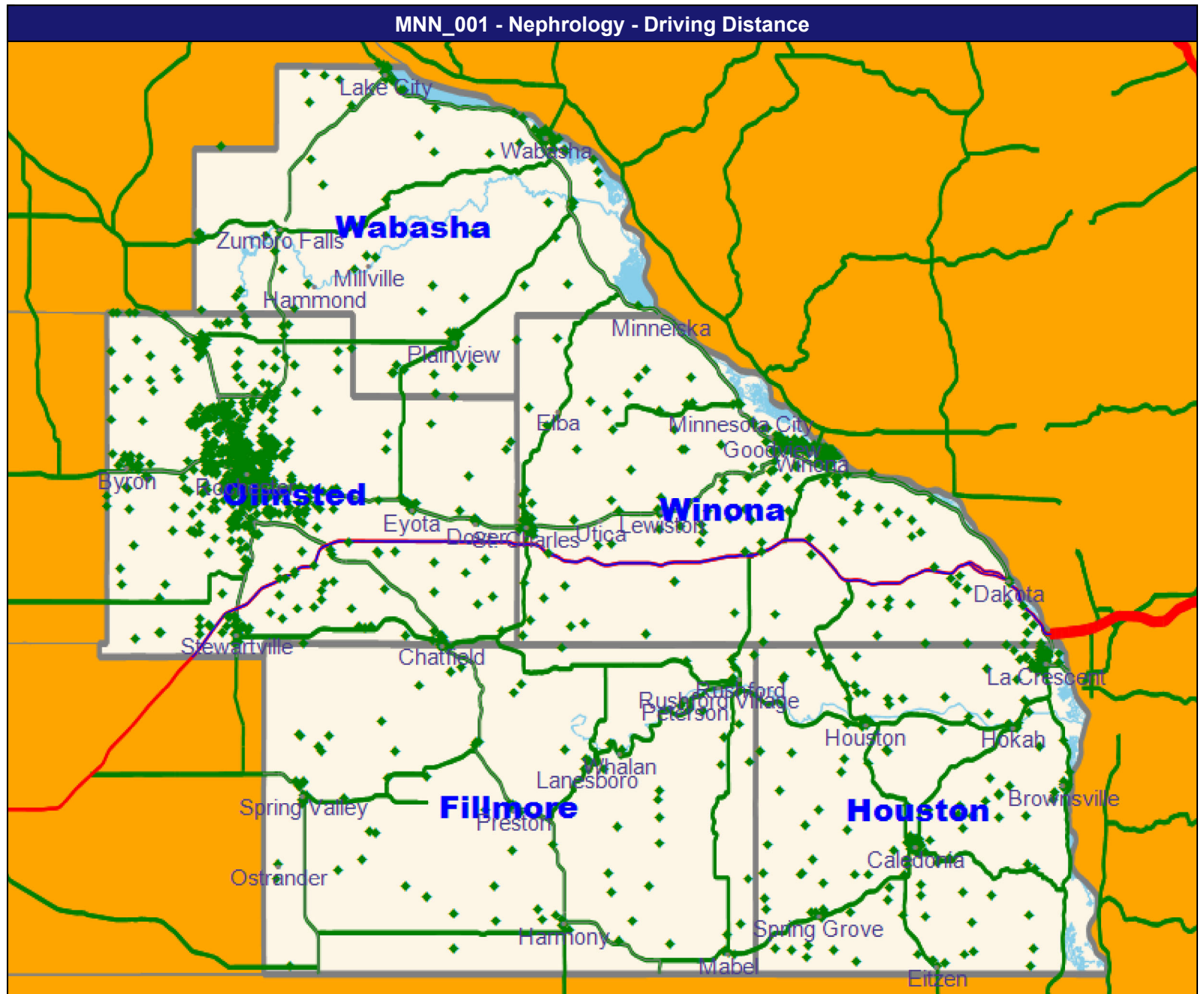
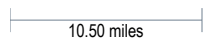
Nephrology

1,361 eligible locations

- ◆ With access (1,361)
- Without access (0)

The Access Standard is defined as (MN
SELECT MNN_001 CENSUS MEMBERS
(MNN_001)) eligibles accessing:

1 (Nephrology) provider in 60 miles or
60 minutes



Access Detail By County SSA

August 22, 2024

Access Analysis
 MNN_001 Select Network Access Plan
 Year 2025

Eligible / Provider Groups
 MN SELECT MNN_001 CENSUS
 MEMBERS (MNN_001)
 Neurology and Neurological Surgery

¹ The Access Standard is defined as (MN
 SELECT MNN_001 CENSUS
 MEMBERS (MNN_001)) eligibles
 accessing:
 1 (Neurology and Neurological
 Surgery) provider in 60 miles or 60
 minutes

All Eligibles									
State Name	County	County SSA	Eligible	With Access ¹		Without Access ¹		Average Distance	Minimum Time
			#	#	%	#	%	1	1
Minnesota	Fillmore	24220	112	112	100.0	0	0.0	8.7	0.1
	Houston	24270	192	192	100.0	0	0.0	15.6	4.2
	Olmsted	24540	706	706	100.0	0	0.0	2.8	0.0
	Wabasha	24780	104	104	100.0	0	0.0	5.1	0.0
	Winona	24840	247	247	100.0	0	0.0	5.4	0.1
	Grand Totals			1,361	1,361	100.0	0	0.0	5.7

Map

August 22, 2024

MNN_001 Select Network Access Plan
Year 2025

Employee Group

MN SELECT MNN_001 CENSUS
MEMBERS (MNN_001)

Provider Group

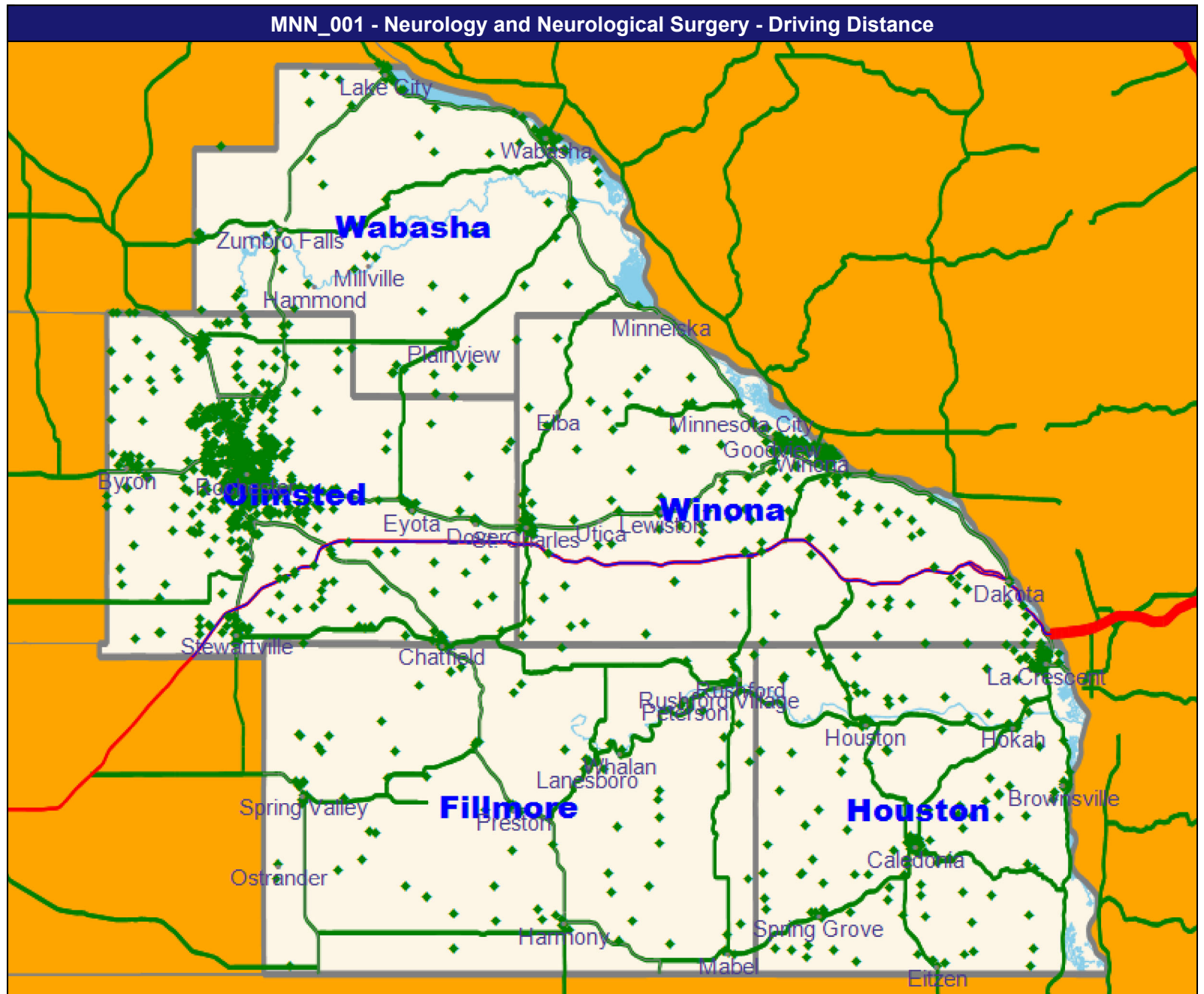
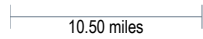
Neurology and Neurological Surgery

1,361 eligible locations

- ◆ With access (1,361)
- Without access (0)

The Access Standard is defined as (MN
SELECT MNN_001 CENSUS MEMBERS
(MNN_001)) eligibles accessing:

1 (Neurology and Neurological
Surgery) provider in 60 miles or 60
minutes



Access Detail By County SSA

August 22, 2024

Access Analysis
 MNN_001 Select Network Access Plan
 Year 2025
 Eligible / Provider Groups
 MN SELECT MNN_001 CENSUS
 MEMBERS (MNN_001)
 OB/GYN Physicians, CNW, OB NP's

¹ The Access Standard is defined as (MN
 SELECT MNN_001 CENSUS
 MEMBERS (MNN_001)) eligibles
 accessing:
 1 (OB/GYN Physicians, CNW, OB
 NP's) provider in 60 miles or 60
 minutes

All Eligibles									
State Name	County	County SSA	Eligible	With Access ¹		Without Access ¹		Average Distance	Minimum Time
			#	#	%	#	%	1	1
Minnesota	Fillmore	24220	112	112	100.0	0	0.0	8.6	0.1
	Houston	24270	192	192	100.0	0	0.0	15.4	3.4
	Olmsted	24540	706	706	100.0	0	0.0	2.6	0.0
	Wabasha	24780	104	104	100.0	0	0.0	8.7	0.0
	Winona	24840	247	247	100.0	0	0.0	4.7	0.1
	Grand Totals		1,361	1,361	100.0	0	0.0	5.8	0.0

Map

August 22, 2024

MNN_001 Select Network Access Plan
Year 2025

Employee Group

MN SELECT MNN_001 CENSUS
MEMBERS (MNN_001)

Provider Group

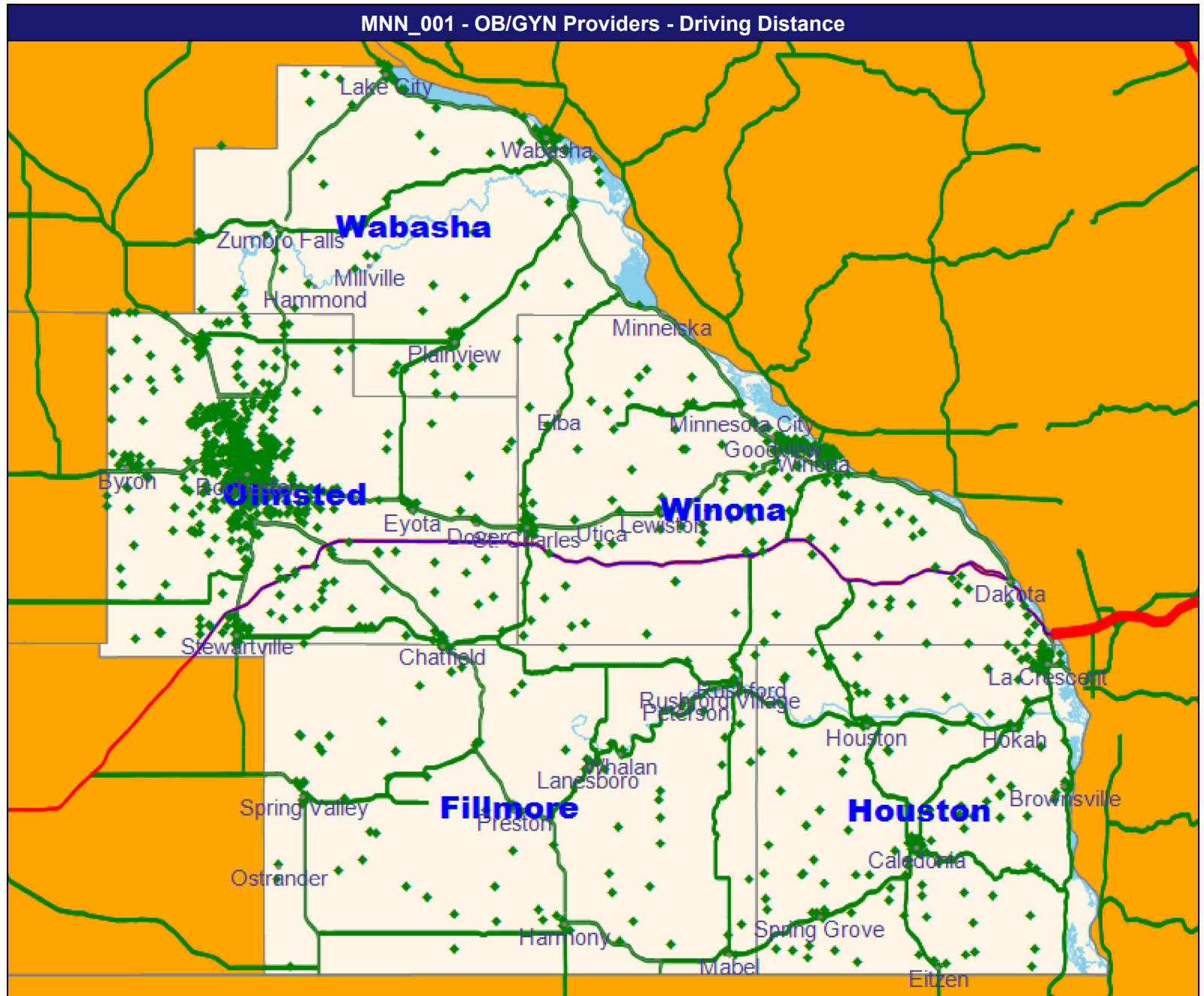
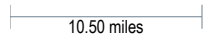
OB/GYN Physicians, CNW, OB NP's

1,361 eligible locations

- ◆ With access (1,361)
- Without access (0)

The Access Standard is defined as (MN
SELECT MNN_001 CENSUS MEMBERS
(MNN_001)) eligibles accessing:

1 (OB/GYN Physicians, CNW, OB
NP's) provider in 60 miles or 60
minutes



Access Detail By County SSA

August 22, 2024

Access Analysis
 MNN_001 Select Network Access Plan
 Year 2025
 Eligible / Provider Groups
 MN SELECT MNN_001 CENSUS
 MEMBERS (MNN_001)
 Oncology Medical/Surgical

¹ The Access Standard is defined as (MN
 SELECT MNN_001 CENSUS
 MEMBERS (MNN_001)) eligibles
 accessing:
 1 (Oncology Medical/Surgical) provider
 in 60 miles or 60 minutes

All Eligibles											
State Name	County	County SSA	Eligible			With Access ¹		Without Access ¹		Average Distance	Minimum Time
			#	#	%	#	%	1	1		
Minnesota	Fillmore	24220	112	112	100.0	0	0.0	17.8	0.2		
	Houston	24270	192	192	100.0	0	0.0	15.3	4.2		
	Olmsted	24540	706	706	100.0	0	0.0	41.0	23.2		
	Wabasha	24780	104	104	100.0	0	0.0	39.0	23.3		
	Winona	24840	247	247	100.0	0	0.0	8.3	0.1		
Grand Totals			1,361	1,361	100.0	0	0.0	29.4	0.1		

Map

August 22, 2024

MNN_001 Select Network Access Plan
Year 2025

Employee Group

MN SELECT MNN_001 CENSUS
MEMBERS (MNN_001)

Provider Group

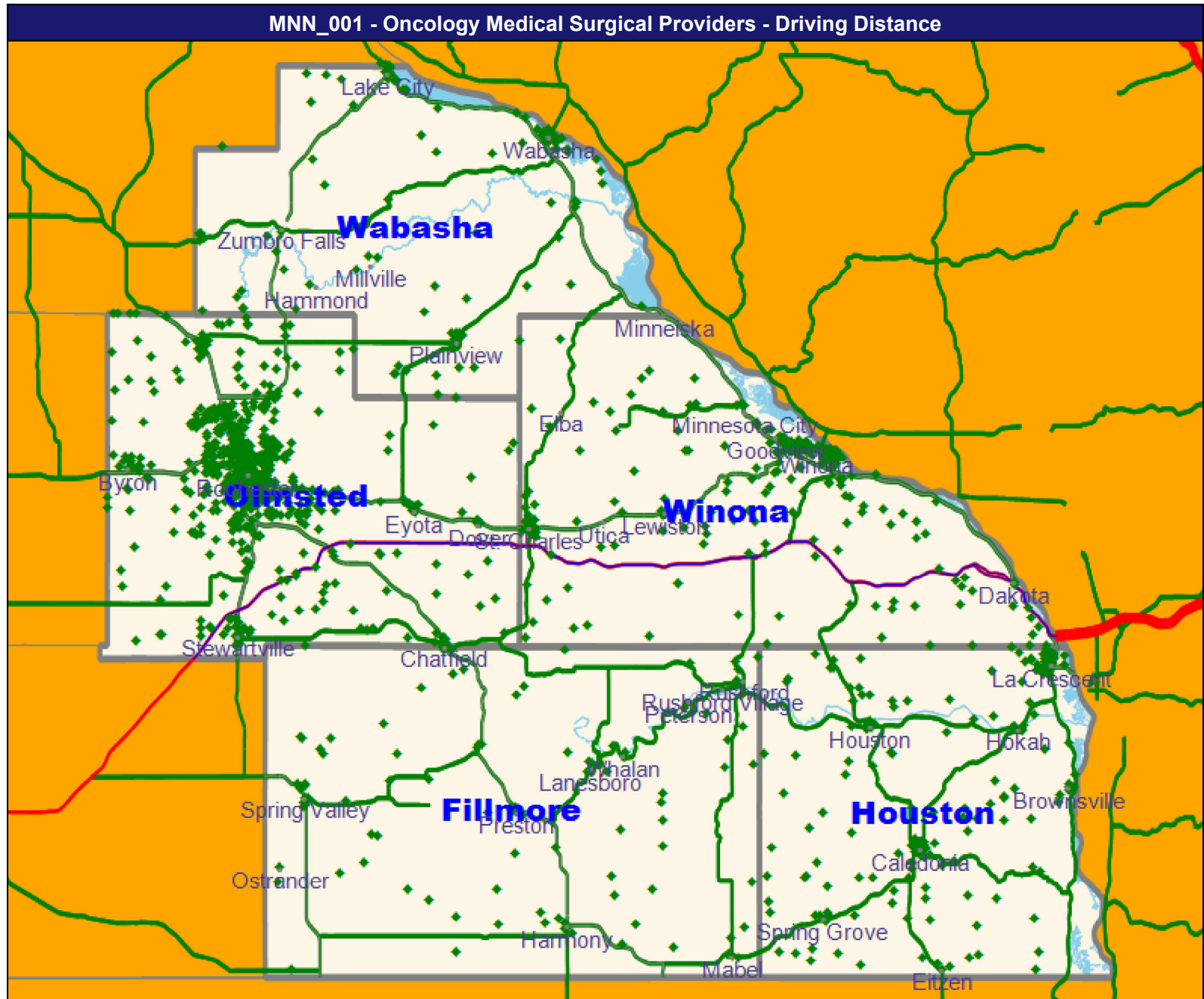
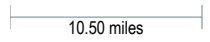
Oncology Medical/Surgical

1,361 eligible locations

- ◆ With access (1,361)
- Without access (0)

The Access Standard is defined as (MN
SELECT MNN_001 CENSUS MEMBERS
(MNN_001)) eligibles accessing:

1 (Oncology Medical/Surgical) provider
in 60 miles or 60 minutes



Access Detail By County SSA

August 22, 2024

Access Analysis
 MNN_001 Select Network Access Plan
 Year 2025
 Eligible / Provider Groups
 MN SELECT MNN_001 CENSUS
 MEMBERS (MNN_001)
 Oncology Radiation

¹ The Access Standard is defined as (MN
 SELECT MNN_001 CENSUS
 MEMBERS (MNN_001)) eligibles
 accessing:
 1 (Oncology Radiation) provider in 60
 miles or 60 minutes

All Eligibles									
State Name	County	County SSA	Eligible	With Access ¹		Without Access ¹		Average Distance	Minimum Time
			#	#	%	#	%	1	1
Minnesota	Fillmore	24220	112	109	97.3	3	2.7	45.8	27.4
	Houston	24270	192	192	100.0	0	0.0	17.7	4.2
	Olmsted	24540	706	69	9.8	637	90.2	65.4	47.8
	Wabasha	24780	104	21	20.2	83	79.8	68.2	57.4
	Winona	24840	247	247	100.0	0	0.0	35.0	9.1
	Grand Totals		1,361	638	46.9	723	53.1	51.8	4.2

Map

August 22, 2024

MNN_001 Select Network Access Plan
Year 2025

Employee Group

MN SELECT MNN_001 CENSUS
MEMBERS (MNN_001)

Provider Group

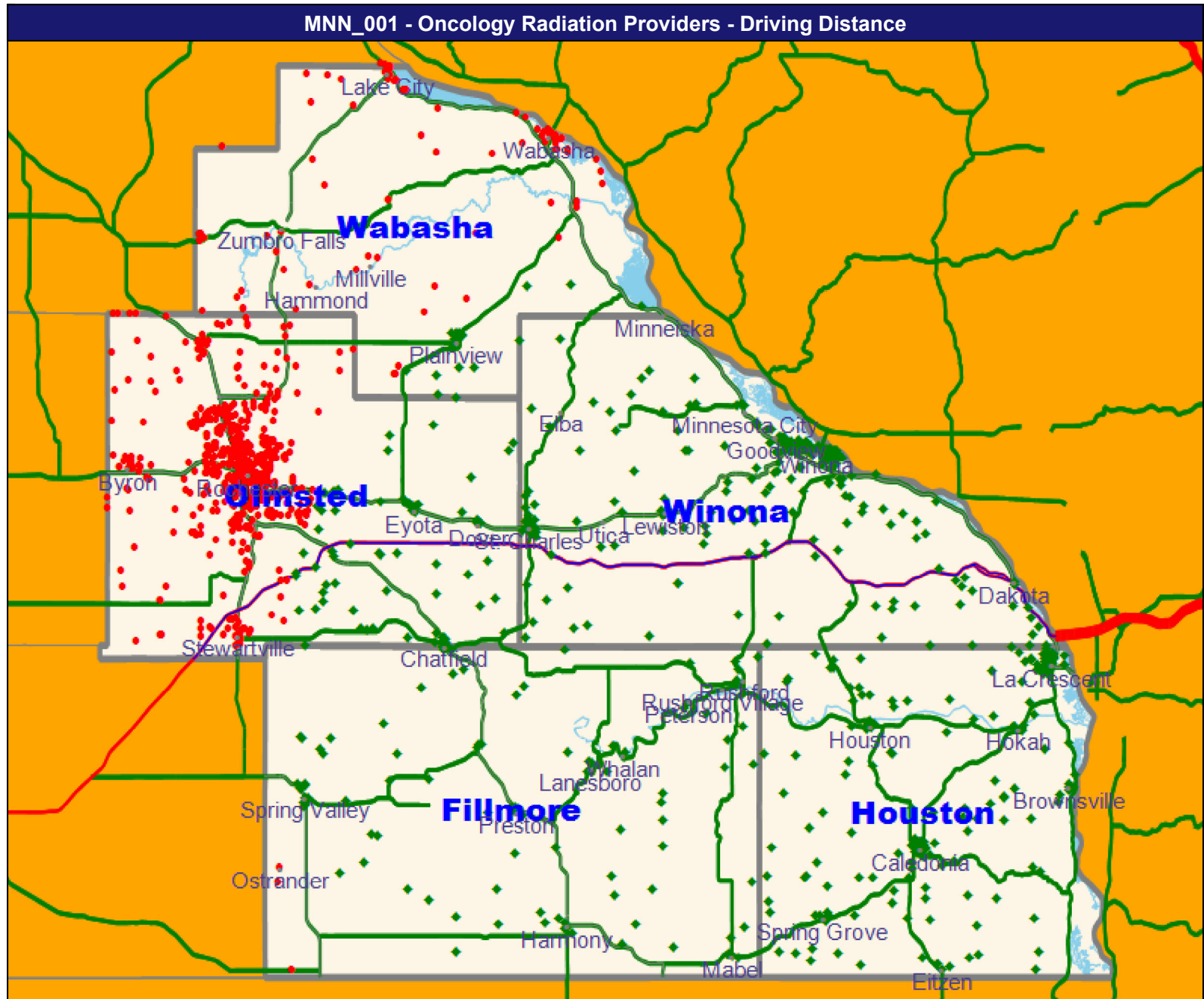
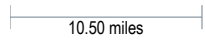
Oncology Radiation

1,361 eligible locations

- ◆ With access (638)
- Without access (723)

The Access Standard is defined as (MN
SELECT MNN_001 CENSUS MEMBERS
(MNN_001)) eligibles accessing:

1 (Oncology Radiation) provider in 60
miles or 60 minutes



Access Detail By County SSA

August 22, 2024

Access Analysis
 MNN_001 Select Network Access Plan
 Year 2025
 Eligible / Provider Groups
 MN SELECT MNN_001 CENSUS
 MEMBERS (MNN_001)
 Ophthalmology

¹ The Access Standard is defined as (MN
 SELECT MNN_001 CENSUS
 MEMBERS (MNN_001)) eligibles
 accessing:
 1 (Ophthalmology) provider in 60 miles
 or 60 minutes

All Eligibles									
State Name	County	County SSA	Eligible	With Access ¹		Without Access ¹		Average Distance	Minimum Time
			#	#	%	#	%	1	1
Minnesota	Fillmore	24220	112	112	100.0	0	0.0	8.7	0.1
	Houston	24270	192	192	100.0	0	0.0	15.6	4.3
	Olmsted	24540	706	706	100.0	0	0.0	2.7	0.0
	Wabasha	24780	104	104	100.0	0	0.0	8.6	0.2
	Winona	24840	247	247	100.0	0	0.0	4.9	0.1
	Grand Totals		1,361	1,361	100.0	0	0.0	5.8	0.0

Map

August 22, 2024

MNN_001 Select Network Access Plan
Year 2025

Employee Group

MN SELECT MNN_001 CENSUS
MEMBERS (MNN_001)

Provider Group

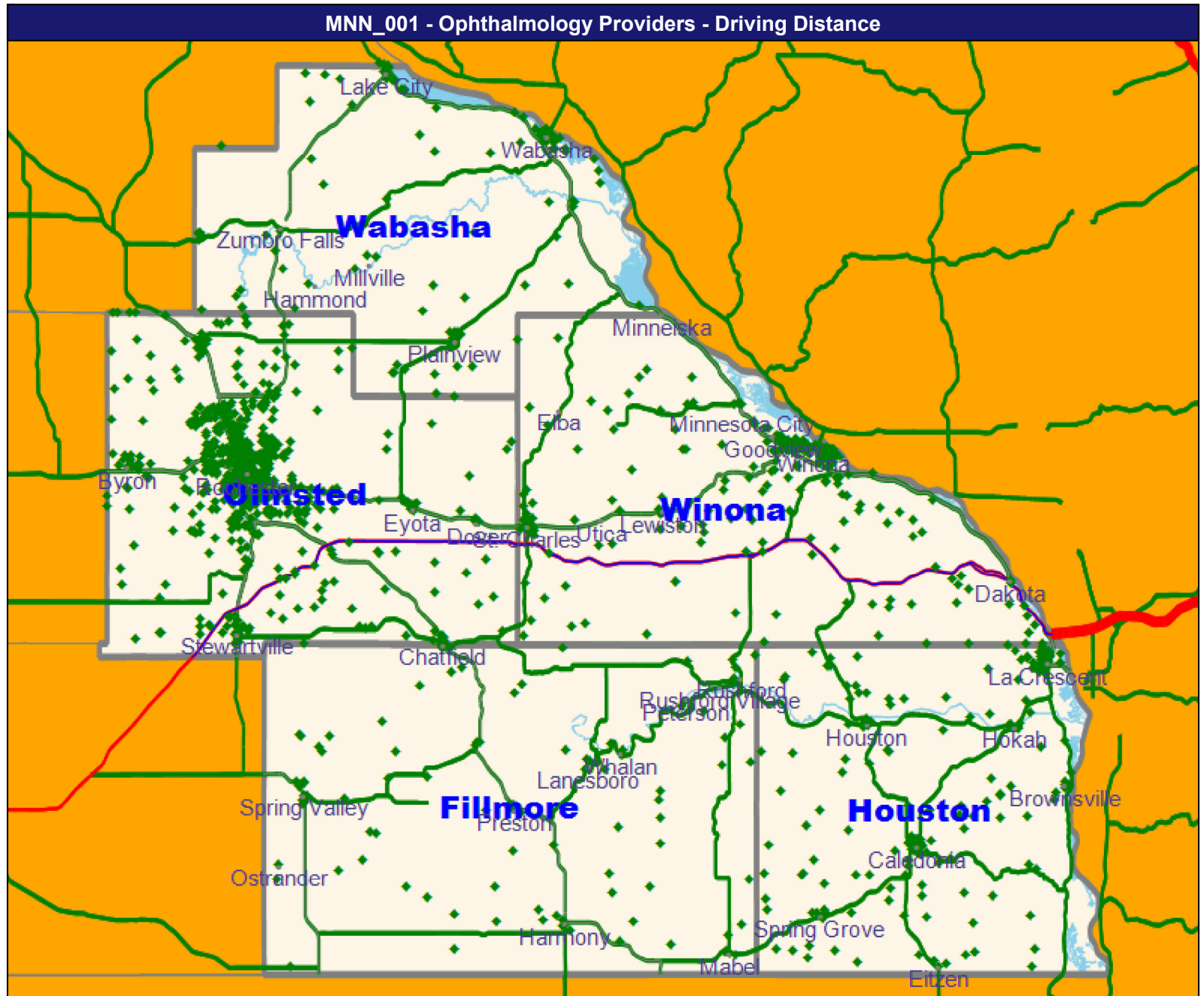
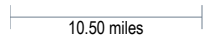
Ophthalmology

1,361 eligible locations

- ◆ With access (1,361)
- Without access (0)

The Access Standard is defined as (MN
SELECT MNN_001 CENSUS MEMBERS
(MNN_001)) eligibles accessing:

1 (Ophthalmology) provider in 60 miles
or 60 minutes



Access Detail By County SSA

August 22, 2024

Access Analysis
 MNN_001 Select Network Access Plan
 Year 2025
 Eligible / Provider Groups
 MN SELECT MNN_001 CENSUS
 MEMBERS (MNN_001)
 Orthopedic Surgery

¹ The Access Standard is defined as (MN
 SELECT MNN_001 CENSUS
 MEMBERS (MNN_001)) eligibles
 accessing:
 1 (Orthopedic Surgery) provider in 60
 miles or 60 minutes

All Eligibles									
State Name	County	County SSA	Eligible	With Access ¹		Without Access ¹		Average Distance	Minimum Time
			#	#	%	#	%	1	1
Minnesota	Fillmore	24220	112	112	100.0	0	0.0	8.7	0.1
	Houston	24270	192	192	100.0	0	0.0	16.1	4.2
	Olmsted	24540	706	706	100.0	0	0.0	2.8	0.0
	Wabasha	24780	104	104	100.0	0	0.0	5.1	0.0
	Winona	24840	247	247	100.0	0	0.0	4.7	0.1
	Grand Totals		1,361	1,361	100.0	0	0.0	5.7	0.0

Map

August 22, 2024

MNN_001 Select Network Access Plan
Year 2025

Employee Group

MN SELECT MNN_001 CENSUS
MEMBERS (MNN_001)

Provider Group

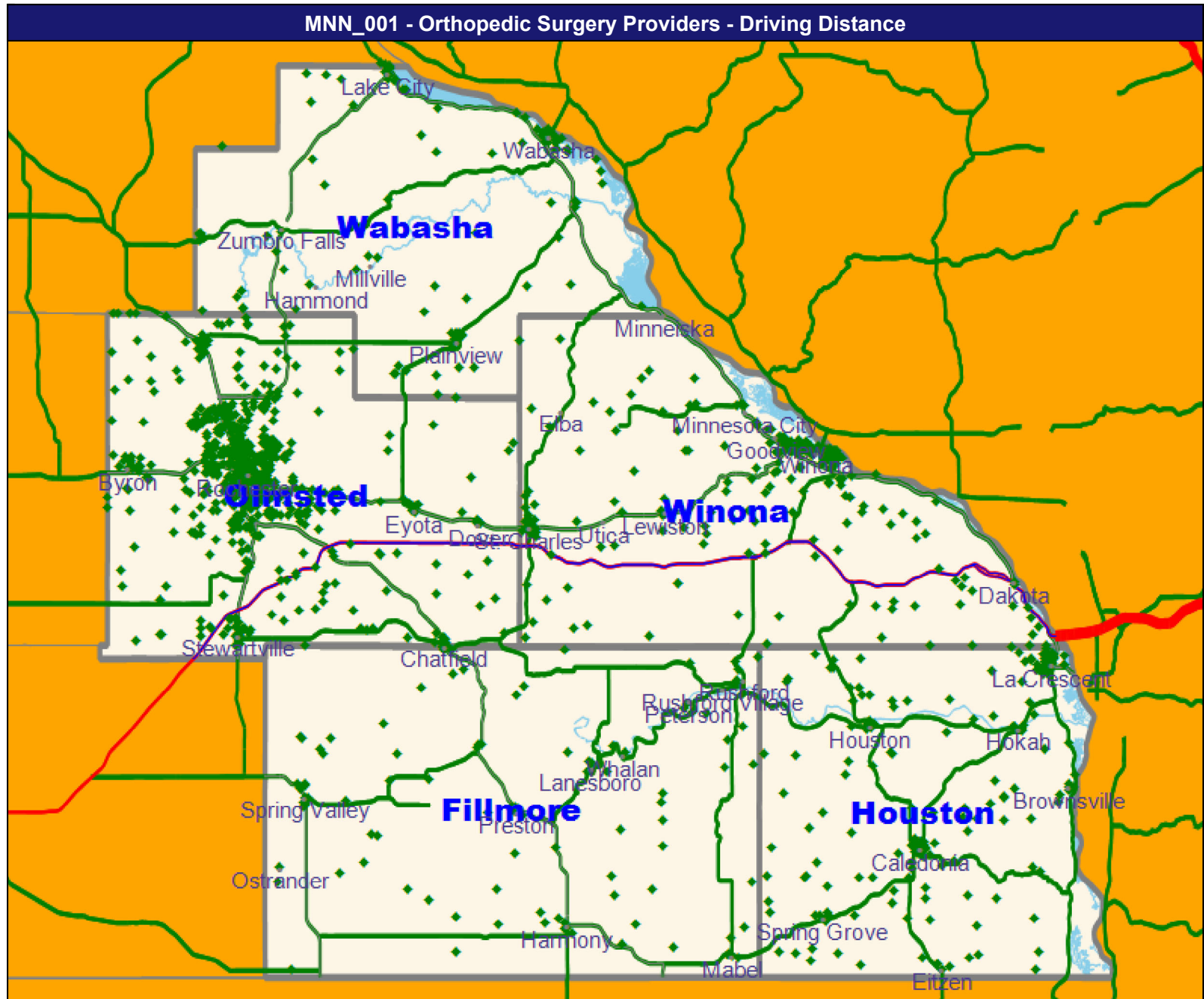
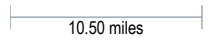
Orthopedic Surgery

1,361 eligible locations

- ◆ With access (1,361)
- Without access (0)

The Access Standard is defined as (MN
SELECT MNN_001 CENSUS MEMBERS
(MNN_001)) eligibles accessing:

1 (Orthopedic Surgery) provider in 60
miles or 60 minutes



Access Detail By County SSA

August 22, 2024

Access Analysis
 MNN_001 Select Network Access Plan
 Year 2025
 Eligible / Provider Groups
 MN SELECT MNN_001 CENSUS
 MEMBERS (MNN_001)
 Otolaryngology

¹ The Access Standard is defined as (MN
 SELECT MNN_001 CENSUS
 MEMBERS (MNN_001)) eligibles
 accessing:
 1 (Otolaryngology) provider in 60 miles
 or 60 minutes

All Eligibles									
State Name	County	County SSA	Eligible	With Access ¹		Without Access ¹		Average Distance	Minimum Time
			#	#	%	#	%	1	1
Minnesota	Fillmore	24220	112	112	100.0	0	0.0	8.7	0.1
	Houston	24270	192	192	100.0	0	0.0	16.1	4.2
	Olmsted	24540	706	706	100.0	0	0.0	2.7	0.0
	Wabasha	24780	104	104	100.0	0	0.0	8.6	0.0
	Winona	24840	247	247	100.0	0	0.0	5.4	0.1
	Grand Totals		1,361	1,361	100.0	0	0.0	6.0	0.0

Map

August 22, 2024

MNN_001 Select Network Access Plan
Year 2025

Employee Group

MN SELECT MNN_001 CENSUS
MEMBERS (MNN_001)

Provider Group

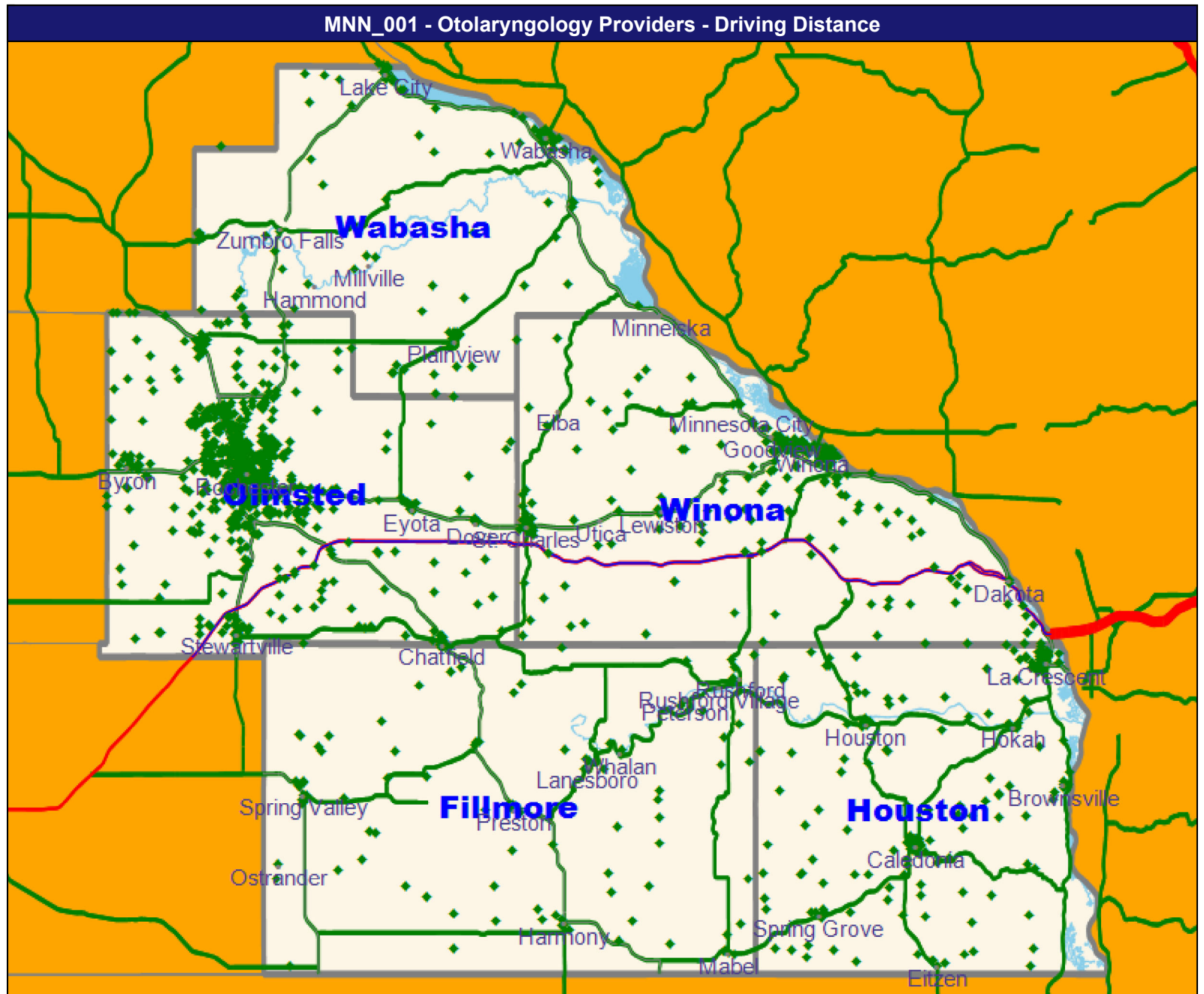
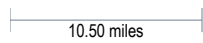
Otolaryngology

1,361 eligible locations

- ◆ With access (1,361)
- Without access (0)

The Access Standard is defined as (MN
SELECT MNN_001 CENSUS MEMBERS
(MNN_001)) eligibles accessing:

1 (Otolaryngology) provider in 60 miles
or 60 minutes



Access Detail By County SSA

August 22, 2024

Access Analysis
 MNN_001 Select Network Access Plan
 Year 2025
 Eligible / Provider Groups
 MN SELECT MNN_001 CENSUS
 MEMBERS (MNN_001)
 Outpatient Infusion/Chemotherapy

¹ The Access Standard is defined as (MN
 SELECT MNN_001 CENSUS
 MEMBERS (MNN_001)) eligibles
 accessing:

1 (Outpatient Infusion/Chemotherapy)
 provider in 60 miles or 60 minutes

All Eligibles									
State Name	County	County SSA	Eligible	With Access ¹		Without Access ¹		Average Distance	Minimum Time
			#	#	%	#	%	1	1
Minnesota	Fillmore	24220	112	112	100.0	0	0.0	13.3	0.2
	Houston	24270	192	192	100.0	0	0.0	14.3	0.0
	Olmsted	24540	706	706	100.0	0	0.0	4.8	0.0
	Wabasha	24780	104	104	100.0	0	0.0	12.1	0.2
	Winona	24840	247	247	100.0	0	0.0	7.5	0.1
Grand Totals			1,361	1,361	100.0	0	0.0	7.9	0.0

Map

August 22, 2024

MNN_001 Select Network Access Plan
Year 2025

Employee Group

MN SELECT MNN_001 CENSUS
MEMBERS (MNN_001)

Provider Group

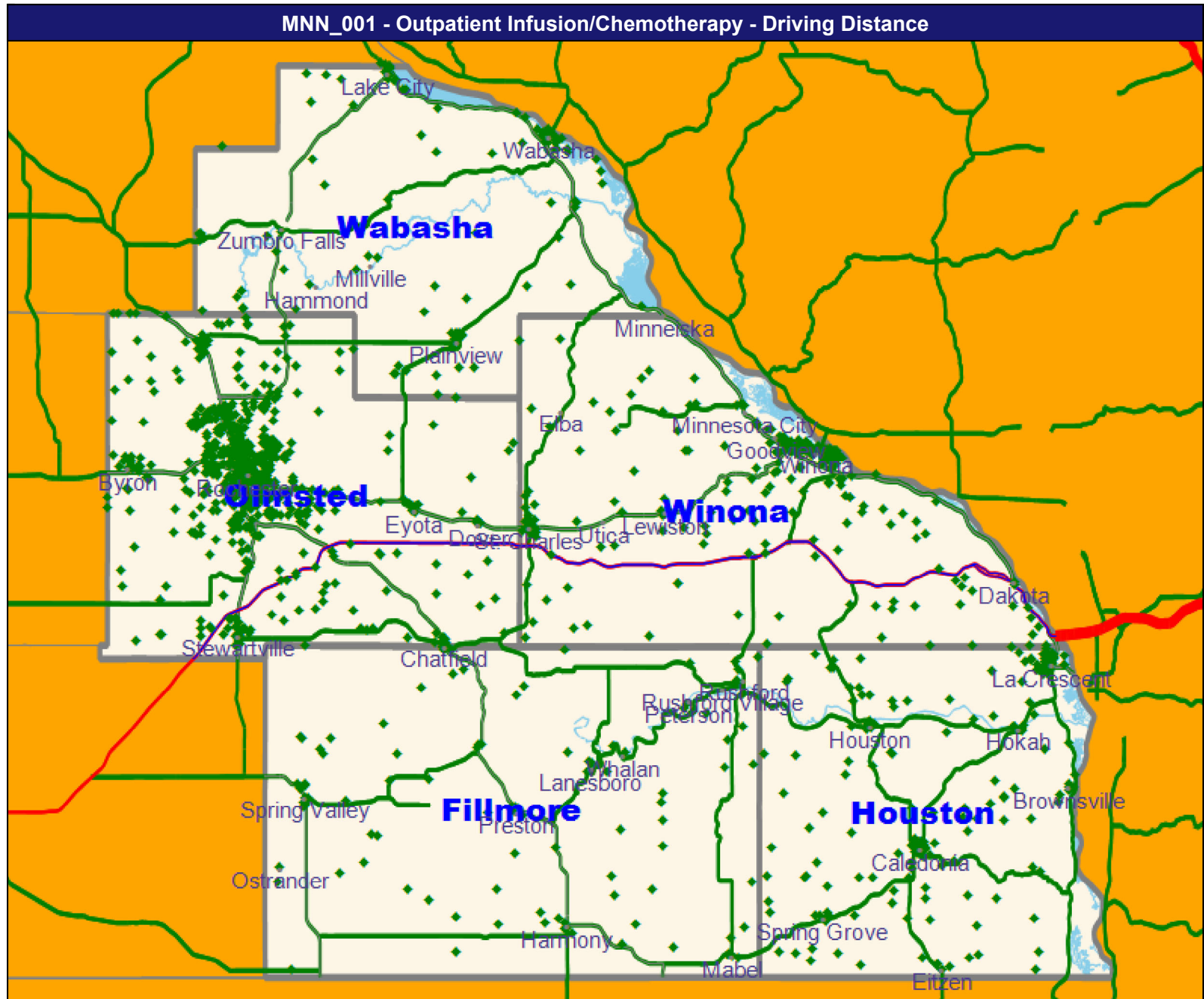
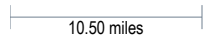
Outpatient Infusion/Chemotherapy

1,361 eligible locations

- ◆ With access (1,361)
- Without access (0)

The Access Standard is defined as (MN
SELECT MNN_001 CENSUS MEMBERS
(MNN_001)) eligibles accessing:

1 (Outpatient Infusion/Chemotherapy)
provider in 60 miles or 60 minutes



Access Detail By County SSA

August 22, 2024

Access Analysis
 MNN_001 Select Network Access Plan
 Year 2025
 Eligible / Provider Groups
 MN SELECT MNN_001 CENSUS
 MEMBERS (MNN_001)
 Pediatric Specialties

¹ The Access Standard is defined as (MN
 SELECT MNN_001 CENSUS
 MEMBERS (MNN_001)) eligibles
 accessing:
 1 (Pediatric Specialties) provider in 60
 miles or 60 minutes

All Eligibles									
State Name	County	County SSA	Eligible	With Access ¹		Without Access ¹		Average Distance	Minimum Time
			#	#	%	#	%	1	1
Minnesota	Fillmore	24220	112	112	100.0	0	0.0	8.7	0.1
	Houston	24270	192	192	100.0	0	0.0	15.9	3.4
	Olmsted	24540	706	706	100.0	0	0.0	2.9	0.0
	Wabasha	24780	104	104	100.0	0	0.0	5.1	0.0
	Winona	24840	247	247	100.0	0	0.0	4.8	0.1
	Grand Totals		1,361	1,361	100.0	0	0.0	5.7	0.0

Map

August 22, 2024

MNN_001 Select Network Access Plan
Year 2025

Employee Group

MN SELECT MNN_001 CENSUS
MEMBERS (MNN_001)

Provider Group

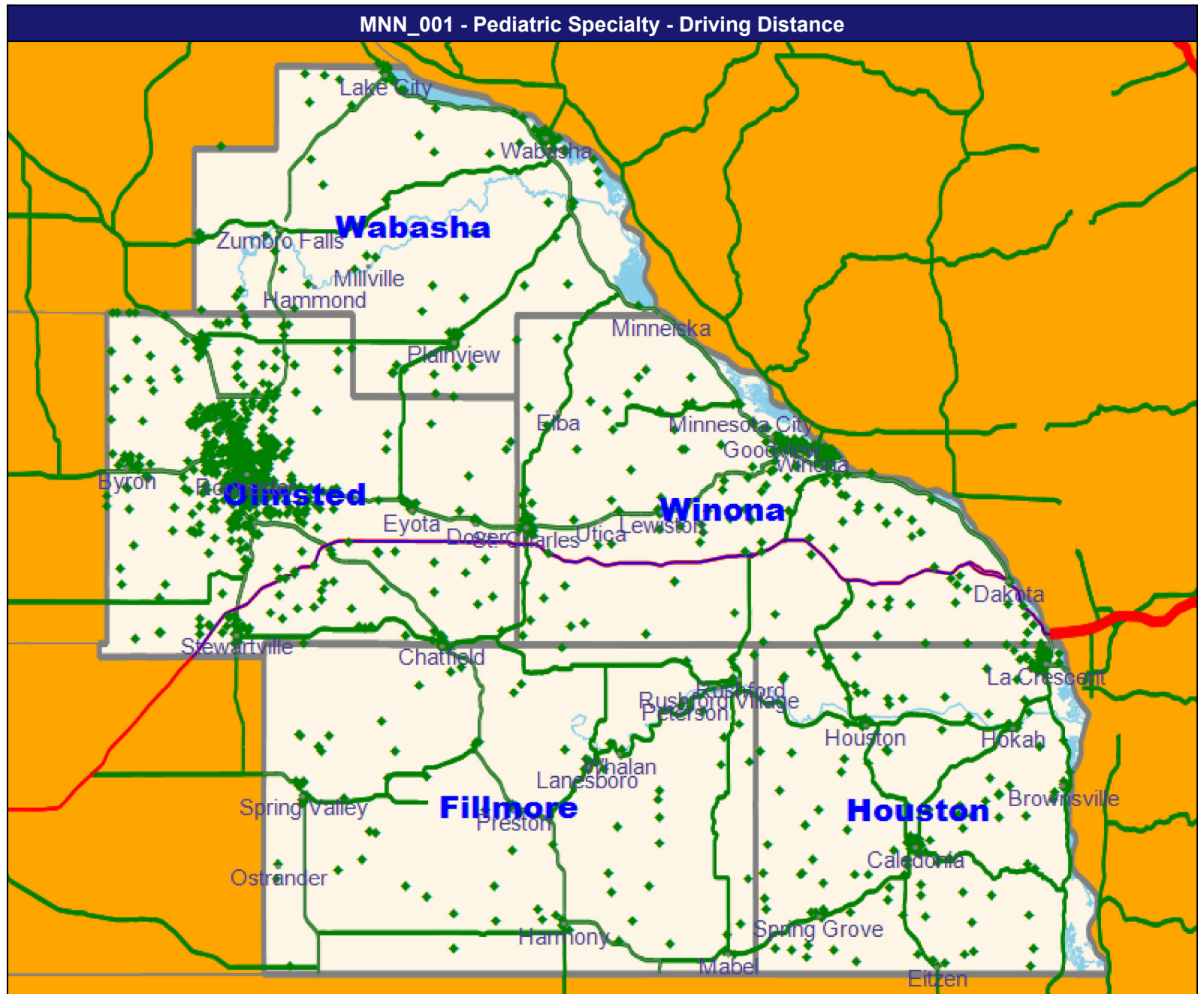
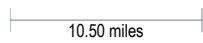
Pediatric Specialties

1,361 eligible locations

- ◆ With access (1,361)
- Without access (0)

The Access Standard is defined as (MN
SELECT MNN_001 CENSUS MEMBERS
(MNN_001)) eligibles accessing:

1 (Pediatric Specialties) provider in 60
miles or 60 minutes



Access Detail By County SSA

August 22, 2024

Access Analysis
 MNN_001 Select Network Access Plan
 Year 2025
 Eligible / Provider Groups
 MN SELECT MNN_001 CENSUS
 MEMBERS (MNN_001)
 PT, OT & ST

¹ The Access Standard is defined as (MN
 SELECT MNN_001 CENSUS
 MEMBERS (MNN_001)) eligibles
 accessing:
 1 (PT, OT & ST) provider in 60 miles or
 60 minutes

All Eligibles									
State Name	County	County SSA	Eligible	With Access ¹		Without Access ¹		Average Distance	Minimum Time
			#	#	%	#	%	1	1
Minnesota	Fillmore	24220	112	112	100.0	0	0.0	8.5	0.1
	Houston	24270	192	192	100.0	0	0.0	7.1	0.4
	Olmsted	24540	706	706	100.0	0	0.0	2.7	0.0
	Wabasha	24780	104	104	100.0	0	0.0	5.1	0.0
	Winona	24840	247	247	100.0	0	0.0	4.5	0.1
	Grand Totals		1,361	1,361	100.0	0	0.0	4.3	0.0

Map

August 22, 2024

MNN_001 Select Network Access Plan
Year 2025

Employee Group

MN SELECT MNN_001 CENSUS
MEMBERS (MNN_001)

Provider Group

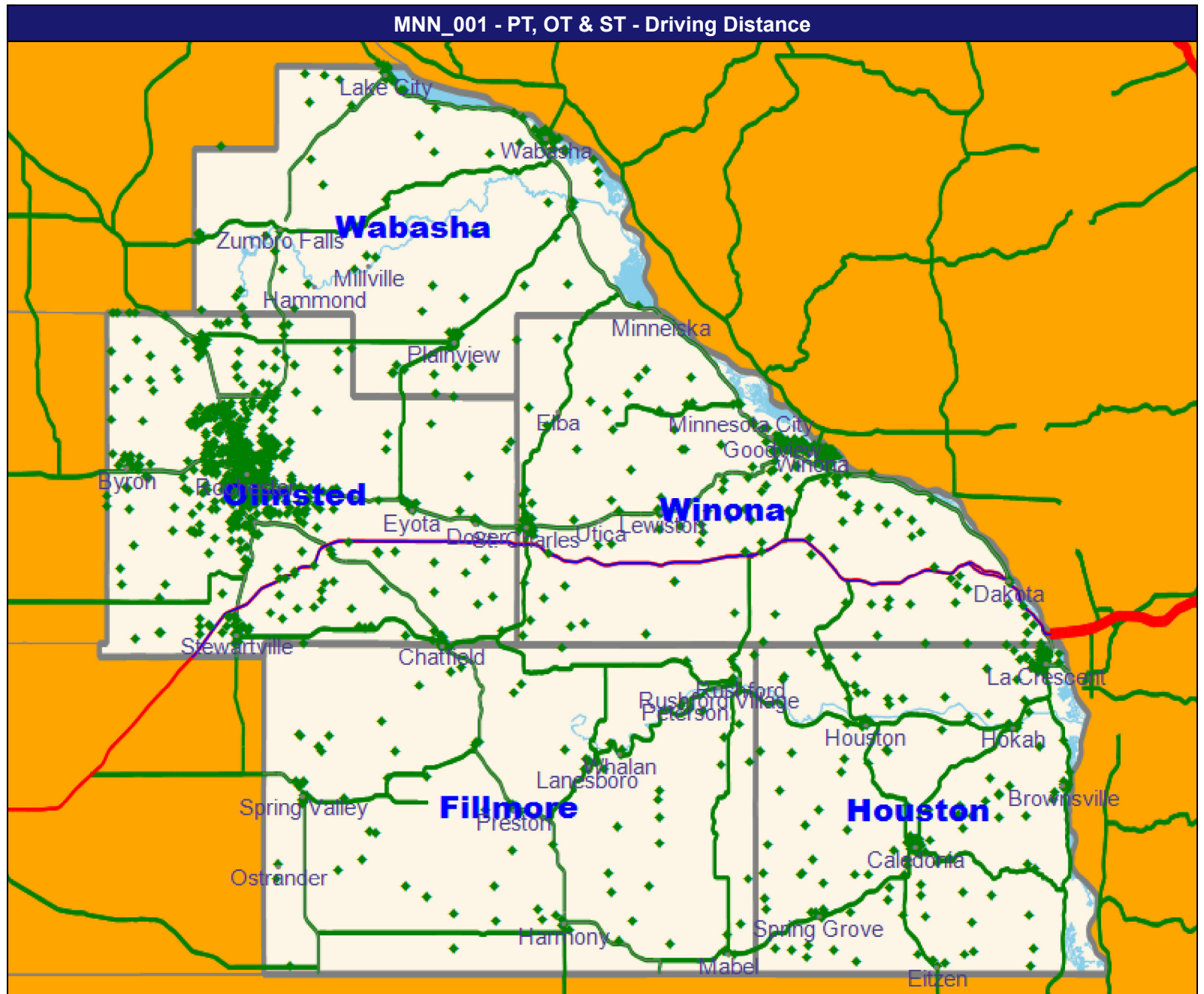
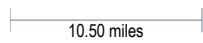
PT, OT & ST

1,361 eligible locations

- ◆ With access (1,361)
- Without access (0)

The Access Standard is defined as (MN
SELECT MNN_001 CENSUS MEMBERS
(MNN_001)) eligibles accessing:

1 (PT, OT & ST) provider in 60 miles or
60 minutes



Access Detail By County SSA

August 22, 2024

Access Analysis
 MNN_001 Select Network Access Plan
 Year 2025
 Eligible / Provider Groups
 MN SELECT MNN_001 CENSUS
 MEMBERS (MNN_001)
 Physical Medicine, Rehabilitation &
 Occupational Medicine

¹ The Access Standard is defined as (MN
 SELECT MNN_001 CENSUS
 MEMBERS (MNN_001)) eligibles
 accessing:
 1 (Physical Medicine, Rehabilitation &
 Occupational Medicine) provider in 60
 miles or 60 minutes

All Eligibles									
State Name	County	County SSA	Eligible	With Access ¹		Without Access ¹		Average Distance	Minimum Time
			#	#	%	#	%	1	1
Minnesota	Fillmore	24220	112	112	100.0	0	0.0	8.6	0.1
	Houston	24270	192	192	100.0	0	0.0	7.1	0.4
	Olmsted	24540	706	706	100.0	0	0.0	2.7	0.0
	Wabasha	24780	104	104	100.0	0	0.0	8.7	0.0
	Winona	24840	247	247	100.0	0	0.0	4.8	0.1
	Grand Totals		1,361	1,361	100.0	0	0.0	4.6	0.0

Map

August 22, 2024

MNN_001 Select Network Access Plan
Year 2025

Employee Group

MN SELECT MNN_001 CENSUS
MEMBERS (MNN_001)

Provider Group

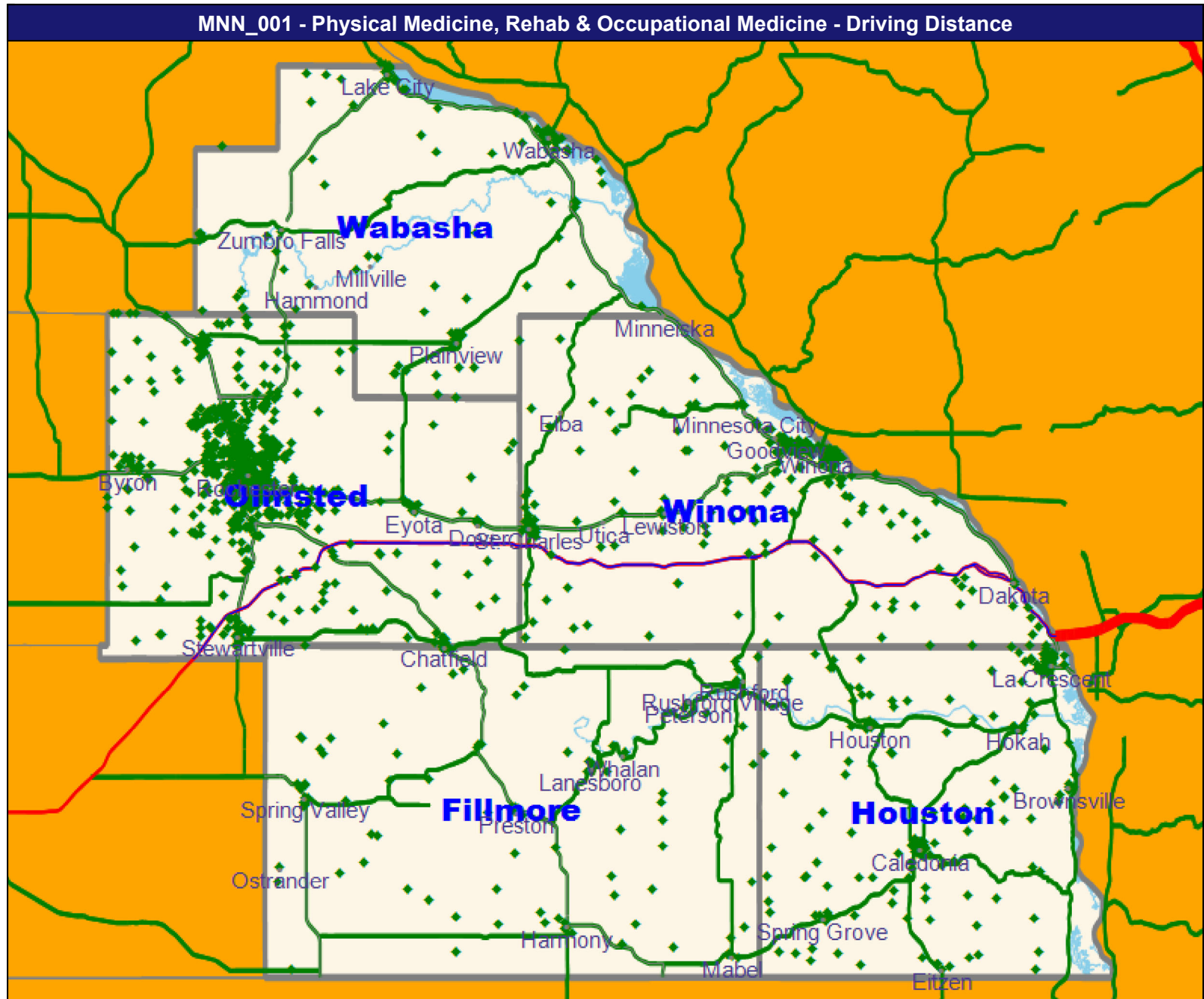
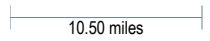
Physical Medicine, Rehabilitation &
Occupational Medicine

1,361 eligible locations

- ◆ With access (1,361)
- Without access (0)

The Access Standard is defined as (MN
SELECT MNN_001 CENSUS MEMBERS
(MNN_001)) eligibles accessing:

1 (Physical Medicine, Rehabilitation &
Occupational Medicine) provider in 60
miles or 60 minutes



Access Detail By County SSA

August 22, 2024

Access Analysis
 MNN_001 Select Network Access Plan
 Year 2025
 Eligible / Provider Groups
 MN SELECT MNN_001 CENSUS
 MEMBERS (MNN_001)
 Podiatry

¹ The Access Standard is defined as (MN
 SELECT MNN_001 CENSUS
 MEMBERS (MNN_001)) eligibles
 accessing:
 1 (Podiatry) provider in 60 miles or 60
 minutes

All Eligibles									
State Name	County	County SSA	Eligible	With Access ¹		Without Access ¹		Average Distance	Minimum Time
			#	#	%	#	%	1	1
Minnesota	Fillmore	24220	112	112	100.0	0	0.0	6.2	0.1
	Houston	24270	192	192	100.0	0	0.0	8.8	0.2
	Olmsted	24540	706	706	100.0	0	0.0	2.9	0.0
	Wabasha	24780	104	104	100.0	0	0.0	5.1	0.0
	Winona	24840	247	247	100.0	0	0.0	4.7	0.1
	Grand Totals		1,361	1,361	100.0	0	0.0	4.5	0.0

Map

August 22, 2024

MNN_001 Select Network Access Plan
Year 2025

Employee Group

MN SELECT MNN_001 CENSUS
MEMBERS (MNN_001)

Provider Group

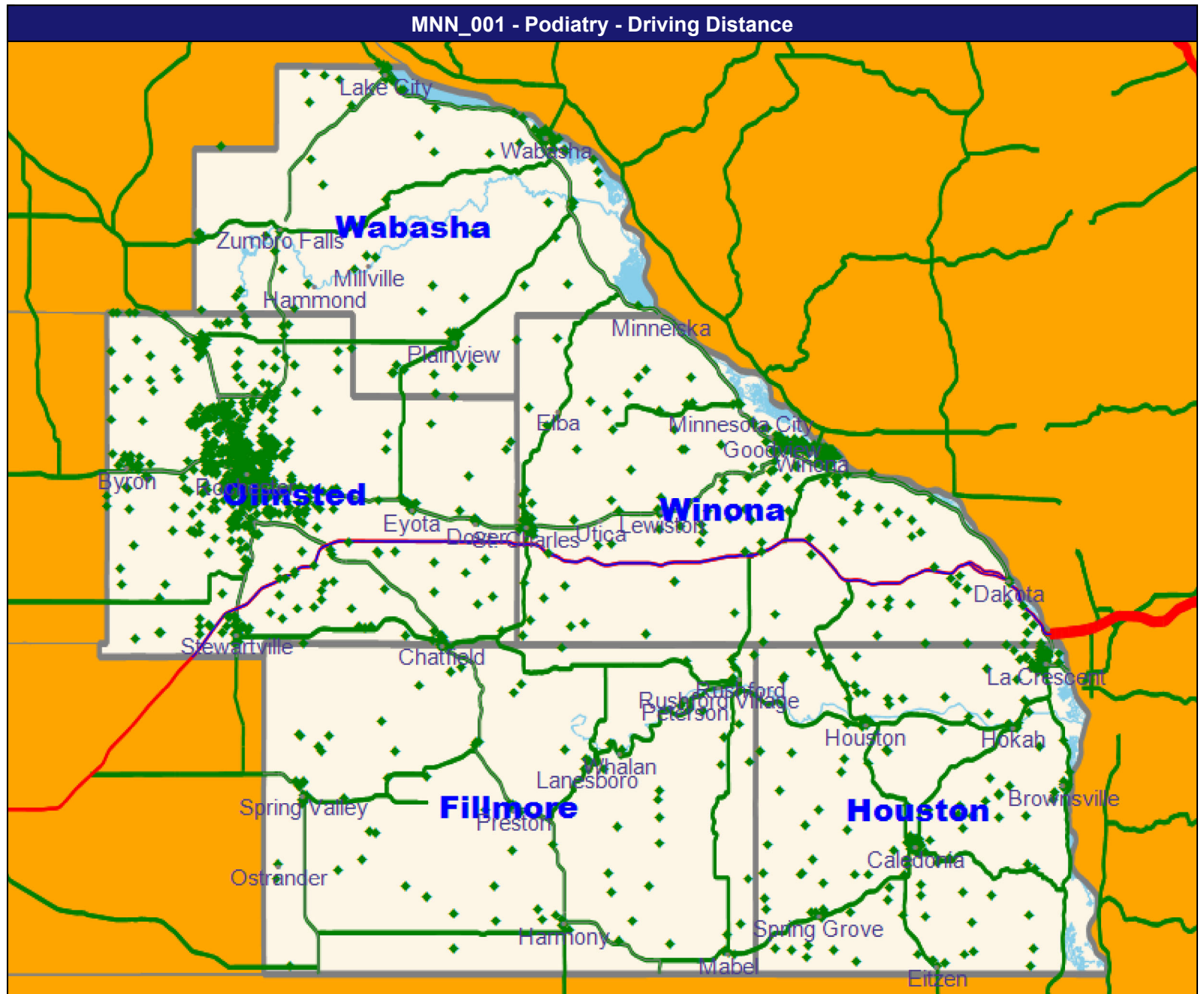
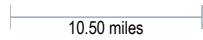
Podiatry

1,361 eligible locations

- ◆ With access (1,361)
- Without access (0)

The Access Standard is defined as (MN
SELECT MNN_001 CENSUS MEMBERS
(MNN_001)) eligibles accessing:

1 (Podiatry) provider in 60 miles or 60
minutes



Access Detail By County SSA

August 22, 2024

Access Analysis
 MNN_001 Select Network Access Plan
 Year 2025
 Eligible / Provider Groups
 MN SELECT MNN_001 CENSUS
 MEMBERS (MNN_001)
 Pulmonary Disease

¹ The Access Standard is defined as (MN
 SELECT MNN_001 CENSUS
 MEMBERS (MNN_001)) eligibles
 accessing:
 1 (Pulmonary Disease) provider in 60
 miles or 60 minutes

All Eligibles									
State Name	County	County SSA	Eligible	With Access ¹		Without Access ¹		Average Distance	Minimum Time
			#	#	%	#	%	1	1
Minnesota	Fillmore	24220	112	112	100.0	0	0.0	35.0	17.5
	Houston	24270	192	192	100.0	0	0.0	16.2	4.2
	Olmsted	24540	706	706	100.0	0	0.0	40.2	23.2
	Wabasha	24780	104	104	100.0	0	0.0	15.2	0.2
	Winona	24840	247	247	100.0	0	0.0	8.8	0.3
	Grand Totals		1,361	1,361	100.0	0	0.0	28.8	0.2

Map

August 22, 2024

MNN_001 Select Network Access Plan
Year 2025

Employee Group

MN SELECT MNN_001 CENSUS
MEMBERS (MNN_001)

Provider Group

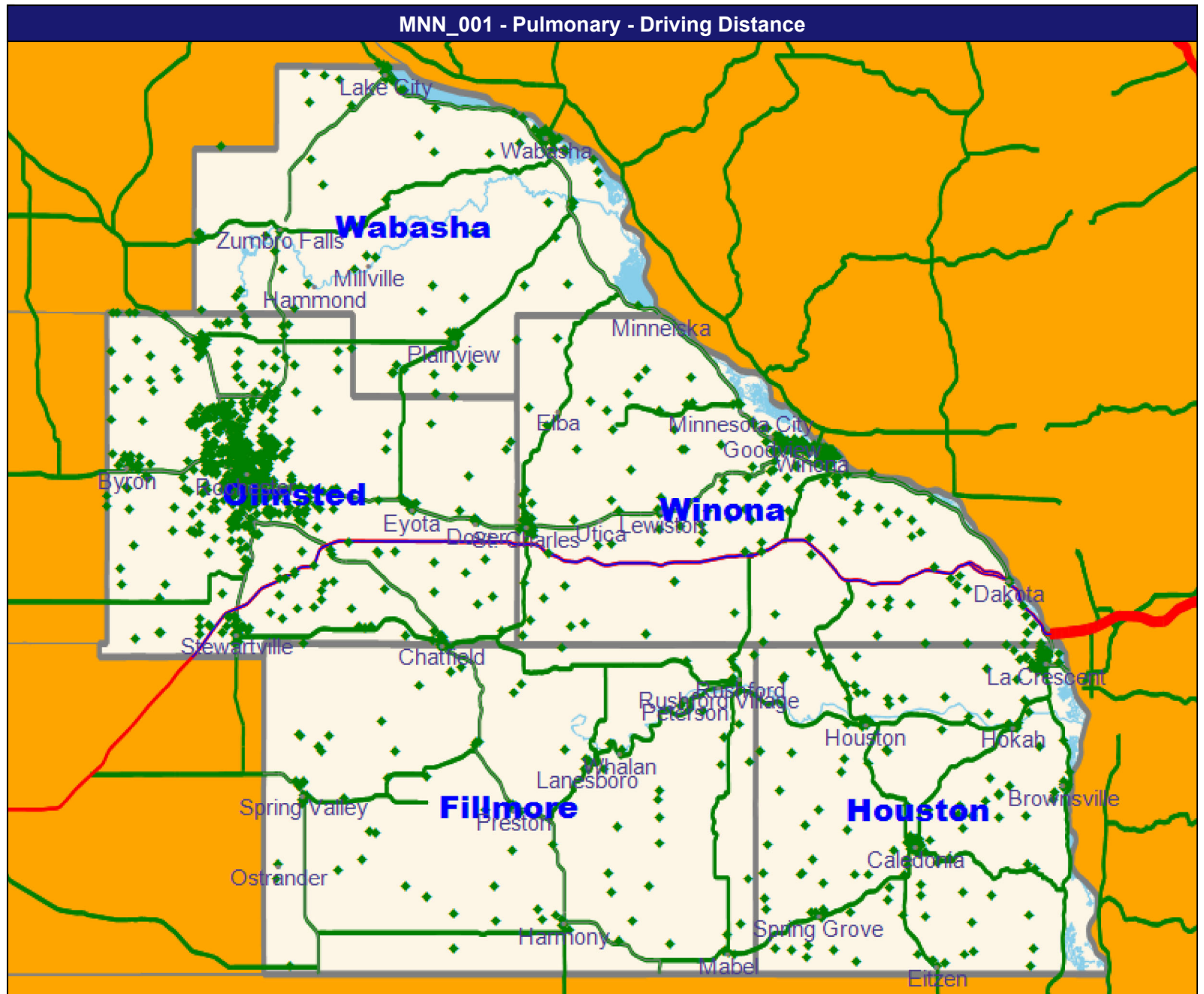
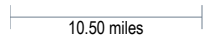
Pulmonary Disease

1,361 eligible locations

- ◆ With access (1,361)
- Without access (0)

The Access Standard is defined as (MN
SELECT MNN_001 CENSUS MEMBERS
(MNN_001)) eligibles accessing:

1 (Pulmonary Disease) provider in 60
miles or 60 minutes



Access Detail By County SSA

August 22, 2024

Access Analysis
MNN_001 Select Network Access Plan
Year 2025

Eligible / Provider Groups
MN SELECT MNN_001 CENSUS
MEMBERS (MNN_001)
Radiology and Nuclear Medicine

¹ The Access Standard is defined as (MN
SELECT MNN_001 CENSUS
MEMBERS (MNN_001)) eligibles
accessing:

1 (Radiology and Nuclear Medicine)
provider in 60 miles or 60 minutes

All Eligibles											
State Name	County	County SSA	Eligible			With Access ¹		Without Access ¹		Average Distance	Minimum Time
			#	#	%	#	%	1	1		
Minnesota	Fillmore	24220	112	112	100.0	0	0.0	8.8	0.1		
	Houston	24270	192	192	100.0	0	0.0	15.5	4.2		
	Olmsted	24540	706	706	100.0	0	0.0	2.8	0.0		
	Wabasha	24780	104	104	100.0	0	0.0	5.1	0.0		
	Winona	24840	247	247	100.0	0	0.0	5.7	0.1		
Grand Totals			1,361	1,361	100.0	0	0.0	5.8	0.0		

Map

August 22, 2024

MNN_001 Select Network Access Plan
Year 2025

Employee Group

MN SELECT MNN_001 CENSUS
MEMBERS (MNN_001)

Provider Group

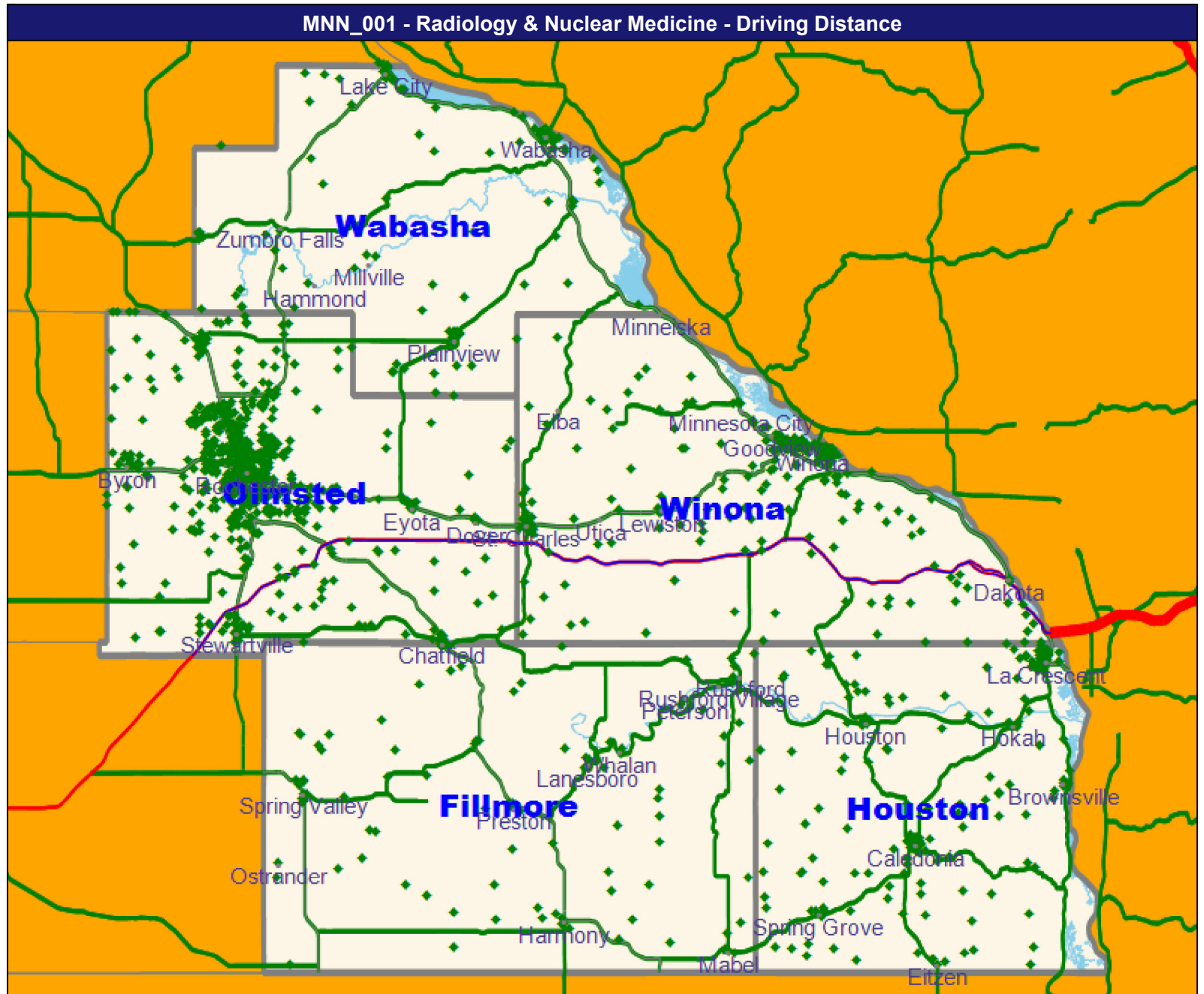
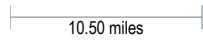
Radiology and Nuclear Medicine

1,361 eligible locations

- ◆ With access (1,361)
- Without access (0)

The Access Standard is defined as (MN
SELECT MNN_001 CENSUS MEMBERS
(MNN_001)) eligibles accessing:

1 (Radiology and Nuclear Medicine)
provider in 60 miles or 60 minutes



Access Detail By County SSA

August 22, 2024

Access Analysis
 MNN_001 Select Network Access Plan
 Year 2025
 Eligible / Provider Groups
 MN SELECT MNN_001 CENSUS
 MEMBERS (MNN_001)
 Reconstructive Surgery

¹ The Access Standard is defined as (MN
 SELECT MNN_001 CENSUS
 MEMBERS (MNN_001)) eligibles
 accessing:
 1 (Reconstructive Surgery) provider in
 60 miles or 60 minutes

All Eligibles									
State Name	County	County SSA	Eligible	With Access ¹		Without Access ¹		Average Distance	Minimum Time
			#	#	%	#	%	1	1
Minnesota	Fillmore	24220	112	112	100.0	0	0.0	31.0	15.1
	Houston	24270	192	192	100.0	0	0.0	17.4	4.2
	Olmsted	24540	706	706	100.0	0	0.0	6.2	0.0
	Wabasha	24780	104	104	100.0	0	0.0	28.1	14.5
	Winona	24840	247	247	100.0	0	0.0	9.3	0.1
	Grand Totals		1,361	1,361	100.0	0	0.0	12.1	0.0

Map

August 22, 2024

MNN_001 Select Network Access Plan
Year 2025

Employee Group

MN SELECT MNN_001 CENSUS
MEMBERS (MNN_001)

Provider Group

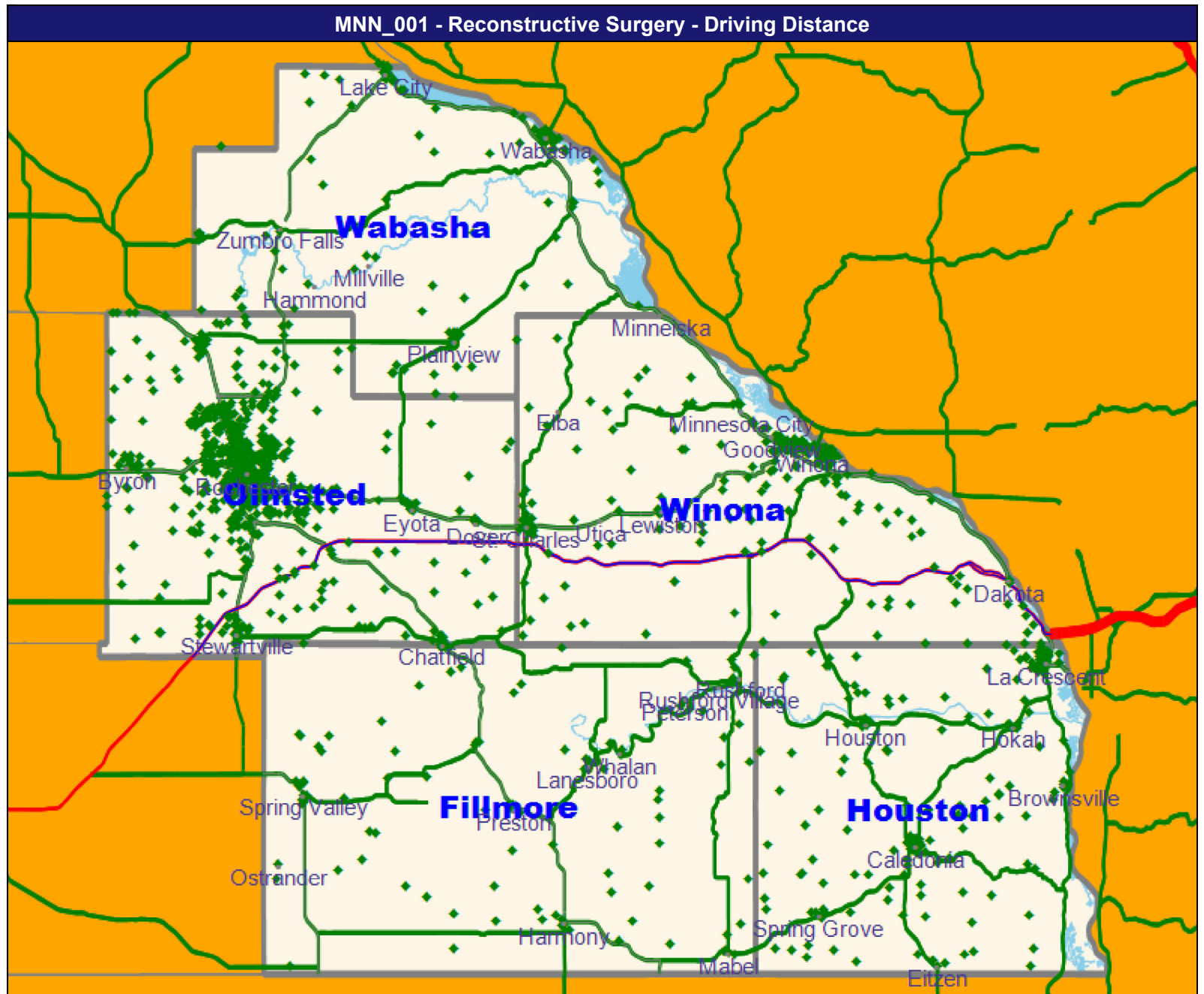
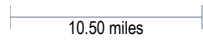
Reconstructive Surgery

1,361 eligible locations

- ◆ With access (1,361)
- Without access (0)

The Access Standard is defined as (MN
SELECT MNN_001 CENSUS MEMBERS
(MNN_001)) eligibles accessing:

1 (Reconstructive Surgery) provider in
60 miles or 60 minutes



Access Detail By County SSA

August 22, 2024

Access Analysis
 MNN_001 Select Network Access Plan
 Year 2025
 Eligible / Provider Groups
 MN SELECT MNN_001 CENSUS
 MEMBERS (MNN_001)
 Rheumatology

¹ The Access Standard is defined as (MN
 SELECT MNN_001 CENSUS
 MEMBERS (MNN_001)) eligibles
 accessing:
 1 (Rheumatology) provider in 60 miles
 or 60 minutes

All Eligibles									
State Name	County	County SSA	Eligible	With Access ¹		Without Access ¹		Average Distance	Minimum Time
			#	#	%	#	%	1	1
Minnesota	Fillmore	24220	112	112	100.0	0	0.0	27.9	15.6
	Houston	24270	192	192	100.0	0	0.0	16.5	4.2
	Olmsted	24540	706	706	100.0	0	0.0	6.4	0.0
	Wabasha	24780	104	104	100.0	0	0.0	29.9	14.5
	Winona	24840	247	247	100.0	0	0.0	28.4	8.0
	Grand Totals		1,361	1,361	100.0	0	0.0	15.4	0.0

Map

August 22, 2024

MNN_001 Select Network Access Plan
Year 2025

Employee Group

MN SELECT MNN_001 CENSUS
MEMBERS (MNN_001)

Provider Group

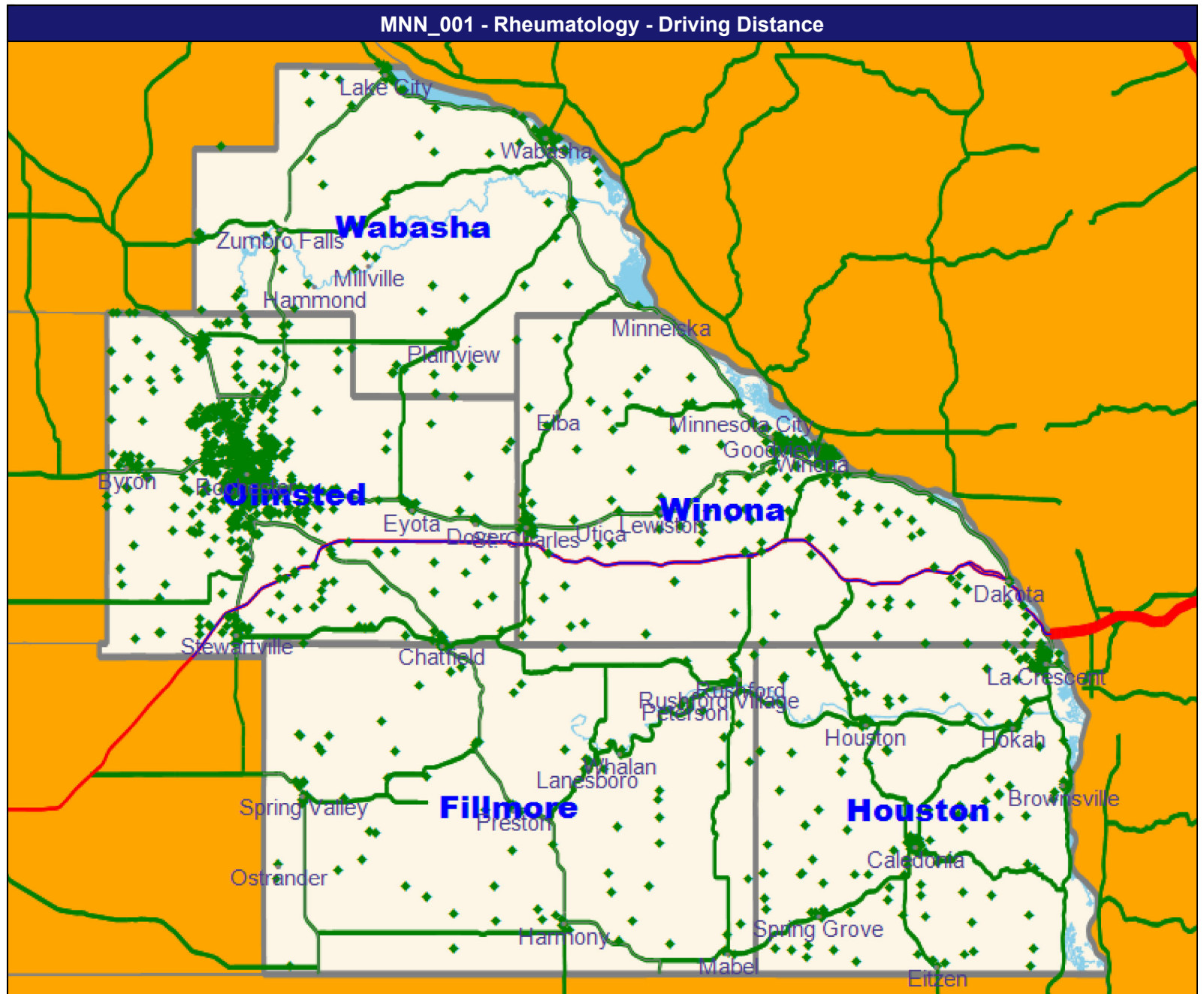
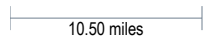
Rheumatology

1,361 eligible locations

- ◆ With access (1,361)
- Without access (0)

The Access Standard is defined as (MN
SELECT MNN_001 CENSUS MEMBERS
(MNN_001)) eligibles accessing:

1 (Rheumatology) provider in 60 miles
or 60 minutes



Access Detail By County SSA

August 22, 2024

Access Analysis
 MNN_001 Select Network Access Plan
 Year 2025
 Eligible / Provider Groups
 MN SELECT MNN_001 CENSUS
 MEMBERS (MNN_001)
 SUD - Outpatient

¹ The Access Standard is defined as (MN
 SELECT MNN_001 CENSUS
 MEMBERS (MNN_001)) eligibles
 accessing:
 1 (SUD - Outpatient) provider in 60
 miles or 60 minutes

All Eligibles									
State Name	County	County SSA	Eligible	With Access ¹		Without Access ¹		Average Distance	Minimum Time
			#	#	%	#	%	1	1
Minnesota	Fillmore	24220	112	112	100.0	0	0.0	13.4	0.1
	Houston	24270	192	192	100.0	0	0.0	5.8	0.1
	Olmsted	24540	706	706	100.0	0	0.0	4.3	0.0
	Wabasha	24780	104	104	100.0	0	0.0	12.0	0.2
	Winona	24840	247	247	100.0	0	0.0	7.7	0.1
	Grand Totals		1,361	1,361	100.0	0	0.0	6.5	0.0

Map

August 22, 2024

MNN_001 Select Network Access Plan
Year 2025

Employee Group

MN SELECT MNN_001 CENSUS
MEMBERS (MNN_001)

Provider Group

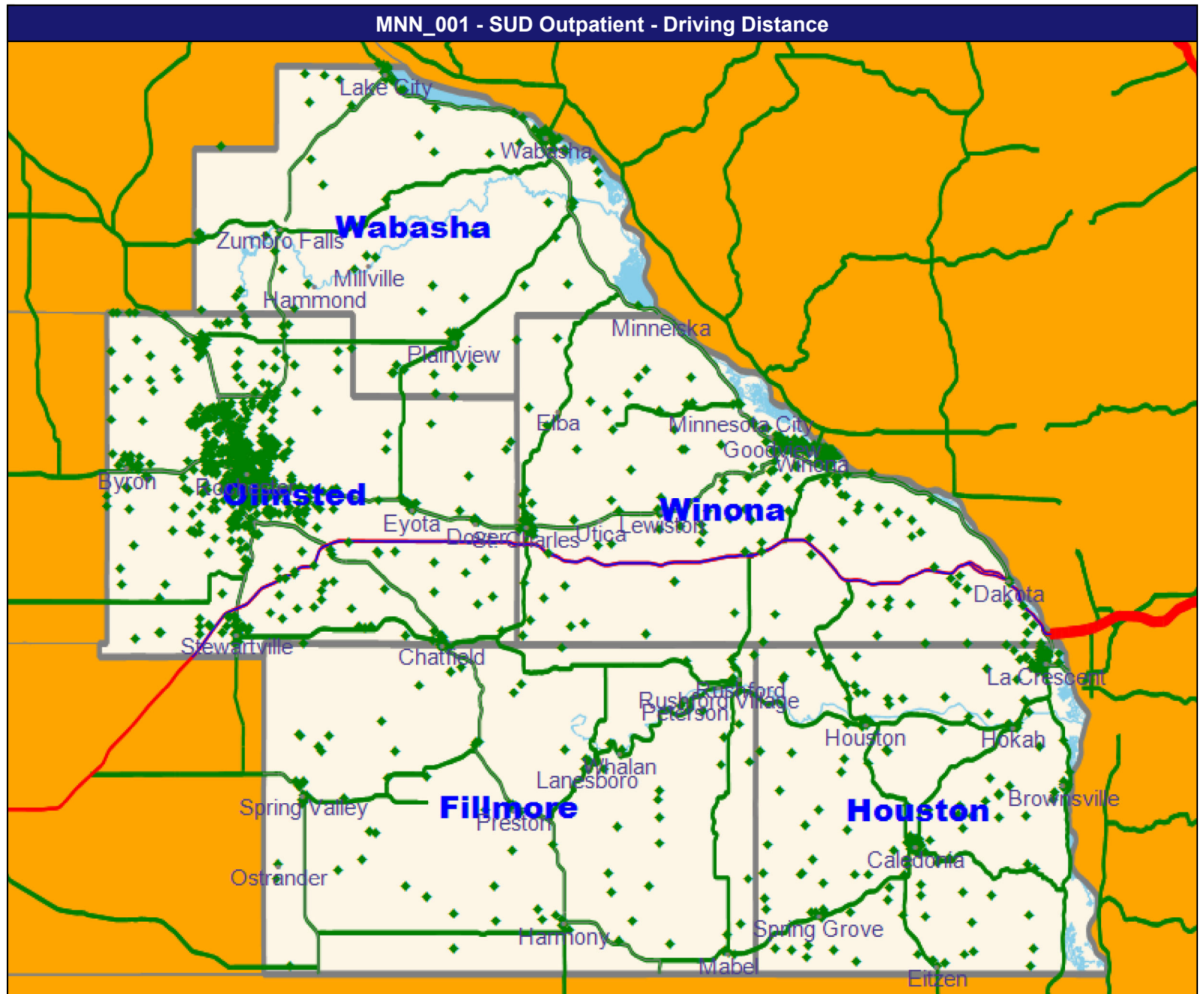
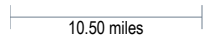
SUD - Outpatient

1,361 eligible locations

- ◆ With access (1,361)
- Without access (0)

The Access Standard is defined as (MN
SELECT MNN_001 CENSUS MEMBERS
(MNN_001)) eligibles accessing:

1 (SUD - Outpatient) provider in 60
miles or 60 minutes



Access Detail By County SSA

August 22, 2024

Access Analysis
 MNN_001 Select Network Access Plan
 Year 2025
 Eligible / Provider Groups
 MN SELECT MNN_001 CENSUS
 MEMBERS (MNN_001)
 SUD - Inpatient

¹ The Access Standard is defined as (MN
 SELECT MNN_001 CENSUS
 MEMBERS (MNN_001)) eligibles
 accessing:
 1 (SUD - Inpatient) provider in 60 miles
 or 60 minutes

All Eligibles									
State Name	County	County SSA	Eligible	With Access ¹		Without Access ¹		Average Distance	Minimum Time
			#	#	%	#	%	1	1
Minnesota	Fillmore	24220	112	112	100.0	0	0.0	28.9	12.6
	Houston	24270	192	192	100.0	0	0.0	16.2	4.4
	Olmsted	24540	706	706	100.0	0	0.0	7.8	0.7
	Wabasha	24780	104	104	100.0	0	0.0	30.8	17.5
	Winona	24840	247	247	100.0	0	0.0	9.0	0.1
	Grand Totals		1,361	1,361	100.0	0	0.0	12.7	0.1

Map

August 22, 2024

MNN_001 Select Network Access Plan
Year 2025

Employee Group

MN SELECT MNN_001 CENSUS
MEMBERS (MNN_001)

Provider Group

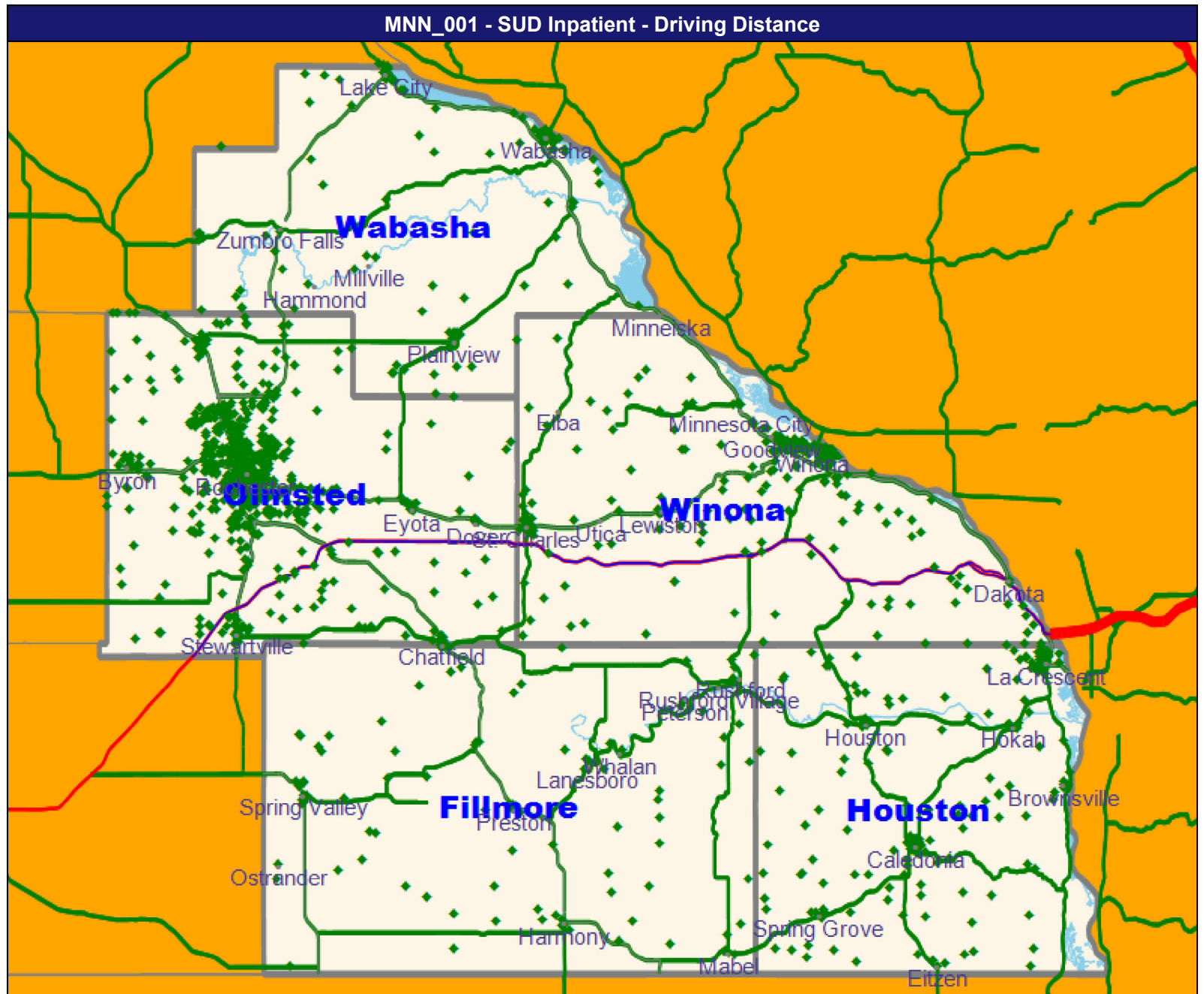
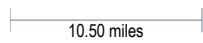
SUD - Inpatient

1,361 eligible locations

- ◆ With access (1,361)
- Without access (0)

The Access Standard is defined as (MN
SELECT MNN_001 CENSUS MEMBERS
(MNN_001)) eligibles accessing:

1 (SUD - Inpatient) provider in 60 miles
or 60 minutes



Access Detail By County SSA

August 22, 2024

Access Analysis
 MNN_001 Select Network Access Plan
 Year 2025
 Eligible / Provider Groups
 MN SELECT MNN_001 CENSUS
 MEMBERS (MNN_001)
 Thoracic Surgery

¹ The Access Standard is defined as (MN
 SELECT MNN_001 CENSUS
 MEMBERS (MNN_001)) eligibles
 accessing:
 1 (Thoracic Surgery) provider in 60
 miles or 60 minutes

All Eligibles									
State Name	County	County SSA	Eligible	With Access ¹		Without Access ¹		Average Distance	Minimum Time
			#	#	%	#	%	1	1
Minnesota	Fillmore	24220	112	110	98.2	2	1.8	45.3	27.4
	Houston	24270	192	192	100.0	0	0.0	17.7	4.2
	Olmsted	24540	706	79	11.2	627	88.8	64.2	47.8
	Wabasha	24780	104	94	90.4	10	9.6	46.8	35.5
	Winona	24840	247	247	100.0	0	0.0	34.6	9.1
	Grand Totals		1,361	722	53.0	639	47.0	49.4	4.2

Map

August 22, 2024

MNN_001 Select Network Access Plan
Year 2025

Employee Group

MN SELECT MNN_001 CENSUS
MEMBERS (MNN_001)

Provider Group

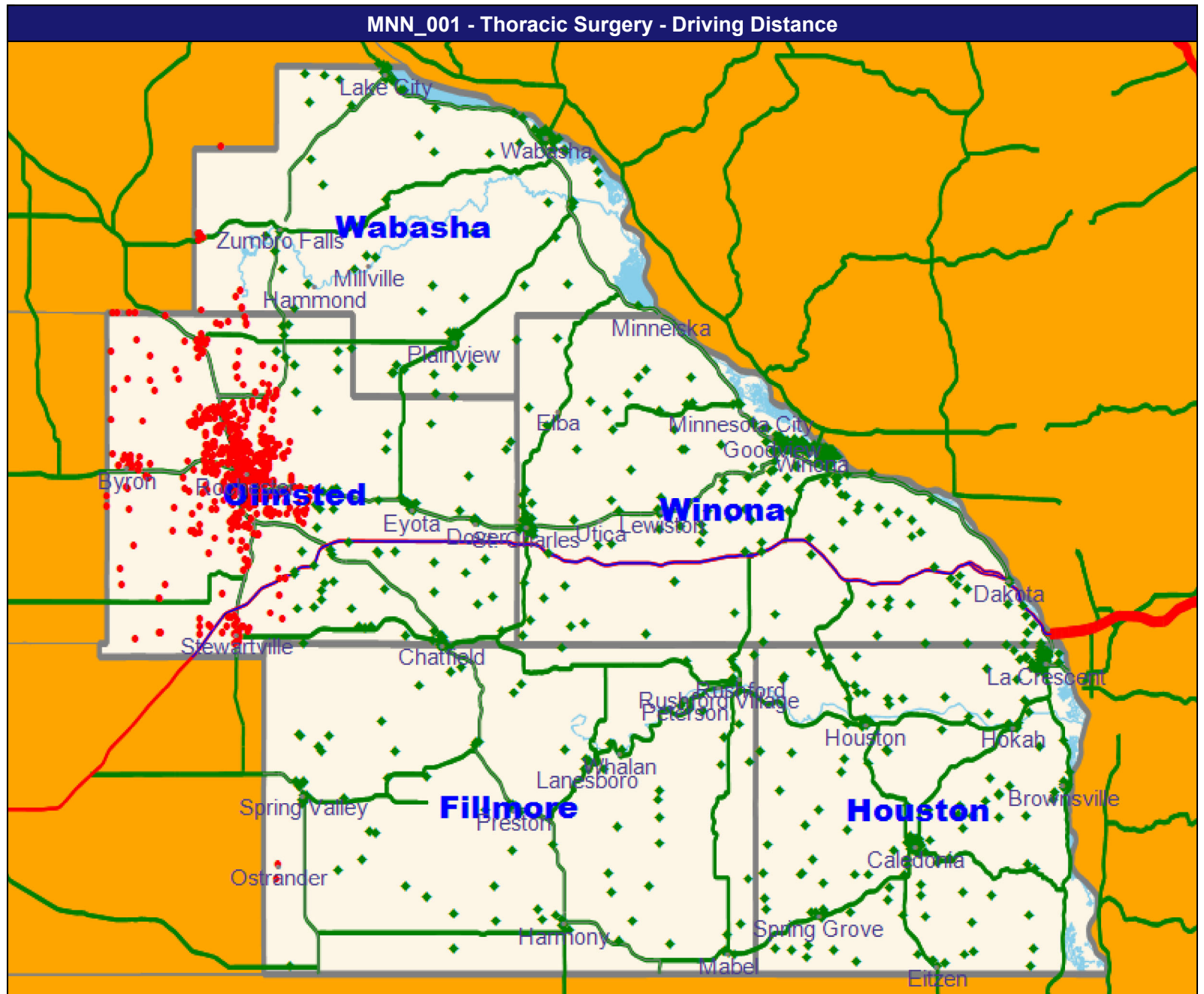
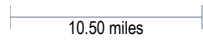
Thoracic Surgery

1,361 eligible locations

- ◆ With access (722)
- Without access (639)

The Access Standard is defined as (MN
SELECT MNN_001 CENSUS MEMBERS
(MNN_001)) eligibles accessing:

1 (Thoracic Surgery) provider in 60
miles or 60 minutes



Access Detail By County SSA

August 22, 2024

Access Analysis
 MNN_001 Select Network Access Plan
 Year 2025
 Eligible / Provider Groups
 MN SELECT MNN_001 CENSUS
 MEMBERS (MNN_001)
 Urology

¹ The Access Standard is defined as (MN
 SELECT MNN_001 CENSUS
 MEMBERS (MNN_001)) eligibles
 accessing:
 1 (Urology) provider in 60 miles or 60
 minutes

All Eligibles									
State Name	County	County SSA	Eligible	With Access ¹		Without Access ¹		Average Distance	Minimum Time
			#	#	%	#	%	1	1
Minnesota	Fillmore	24220	112	112	100.0	0	0.0	9.1	0.1
	Houston	24270	192	192	100.0	0	0.0	15.9	4.2
	Olmsted	24540	706	706	100.0	0	0.0	3.0	0.0
	Wabasha	24780	104	104	100.0	0	0.0	5.1	0.0
	Winona	24840	247	247	100.0	0	0.0	4.7	0.1
	Grand Totals		1,361	1,361	100.0	0	0.0	5.8	0.0

Map

August 22, 2024

MNN_001 Select Network Access Plan
Year 2025

Employee Group

MN SELECT MNN_001 CENSUS
MEMBERS (MNN_001)

Provider Group

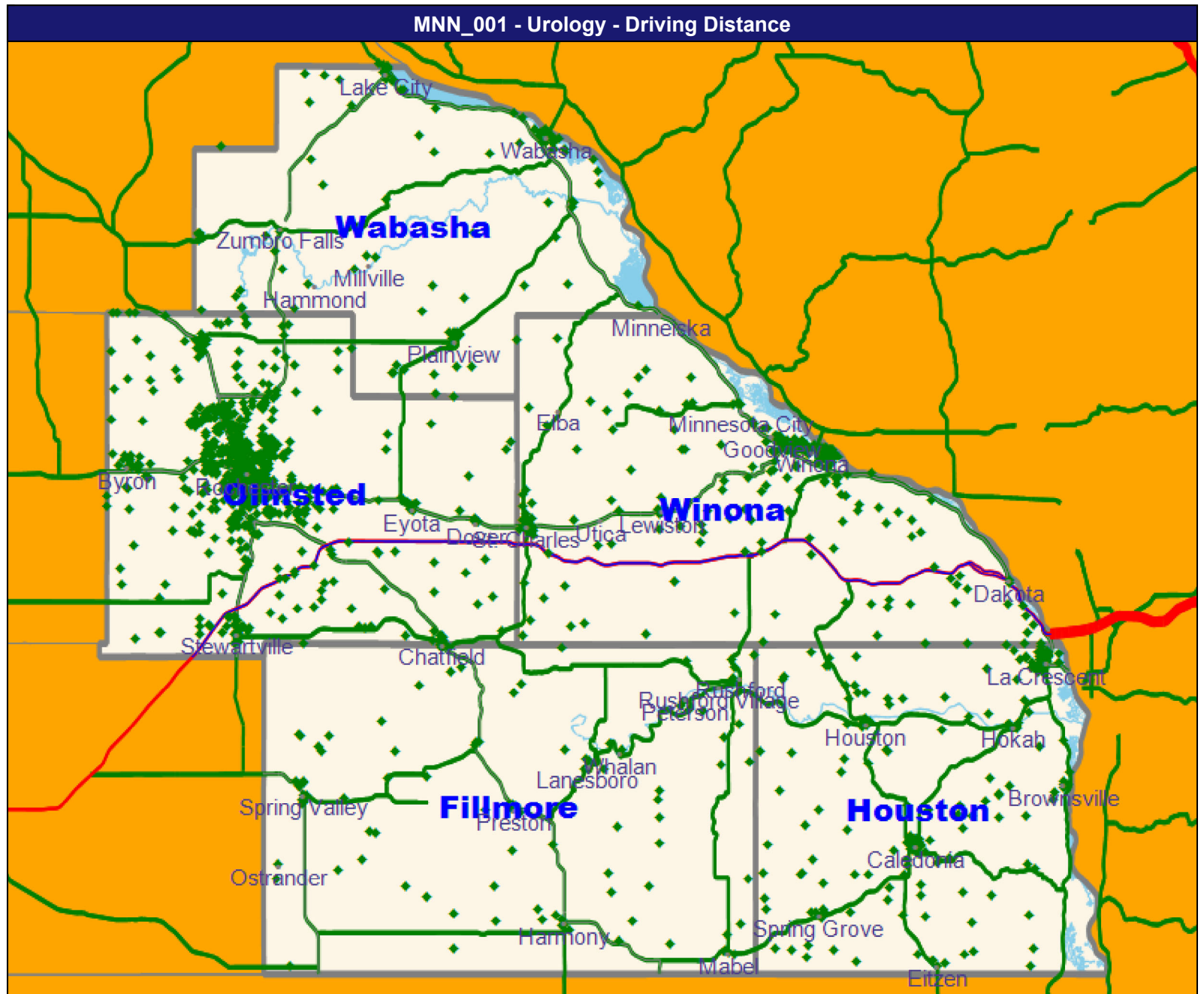
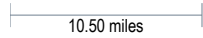
Urology

1,361 eligible locations

- ◆ With access (1,361)
- Without access (0)

The Access Standard is defined as (MN
SELECT MNN_001 CENSUS MEMBERS
(MNN_001)) eligibles accessing:

1 (Urology) provider in 60 miles or 60
minutes



Access Detail By County SSA

August 22, 2024

Access Analysis
 MNN_001 Select Network Access Plan
 Year 2025
 Eligible / Provider Groups
 MN SELECT MNN_001 CENSUS
 MEMBERS (MNN_001)
 Vascular Surgery

¹ The Access Standard is defined as (MN
 SELECT MNN_001 CENSUS
 MEMBERS (MNN_001)) eligibles
 accessing:
 1 (Vascular Surgery) provider in 60
 miles or 60 minutes

All Eligibles									
State Name	County	County SSA	Eligible	With Access ¹		Without Access ¹		Average Distance	Minimum Time
			#	#	%	#	%	1	1
Minnesota	Fillmore	24220	112	112	100.0	0	0.0	35.0	17.5
	Houston	24270	192	192	100.0	0	0.0	16.2	4.2
	Olmsted	24540	706	706	100.0	0	0.0	41.5	23.2
	Wabasha	24780	104	104	100.0	0	0.0	39.0	23.3
	Winona	24840	247	247	100.0	0	0.0	8.9	0.3
Grand Totals			1,361	1,361	100.0	0	0.0	31.3	0.3

Map

August 22, 2024

MNN_001 Select Network Access Plan
Year 2025

Employee Group

MN SELECT MNN_001 CENSUS
MEMBERS (MNN_001)

Provider Group

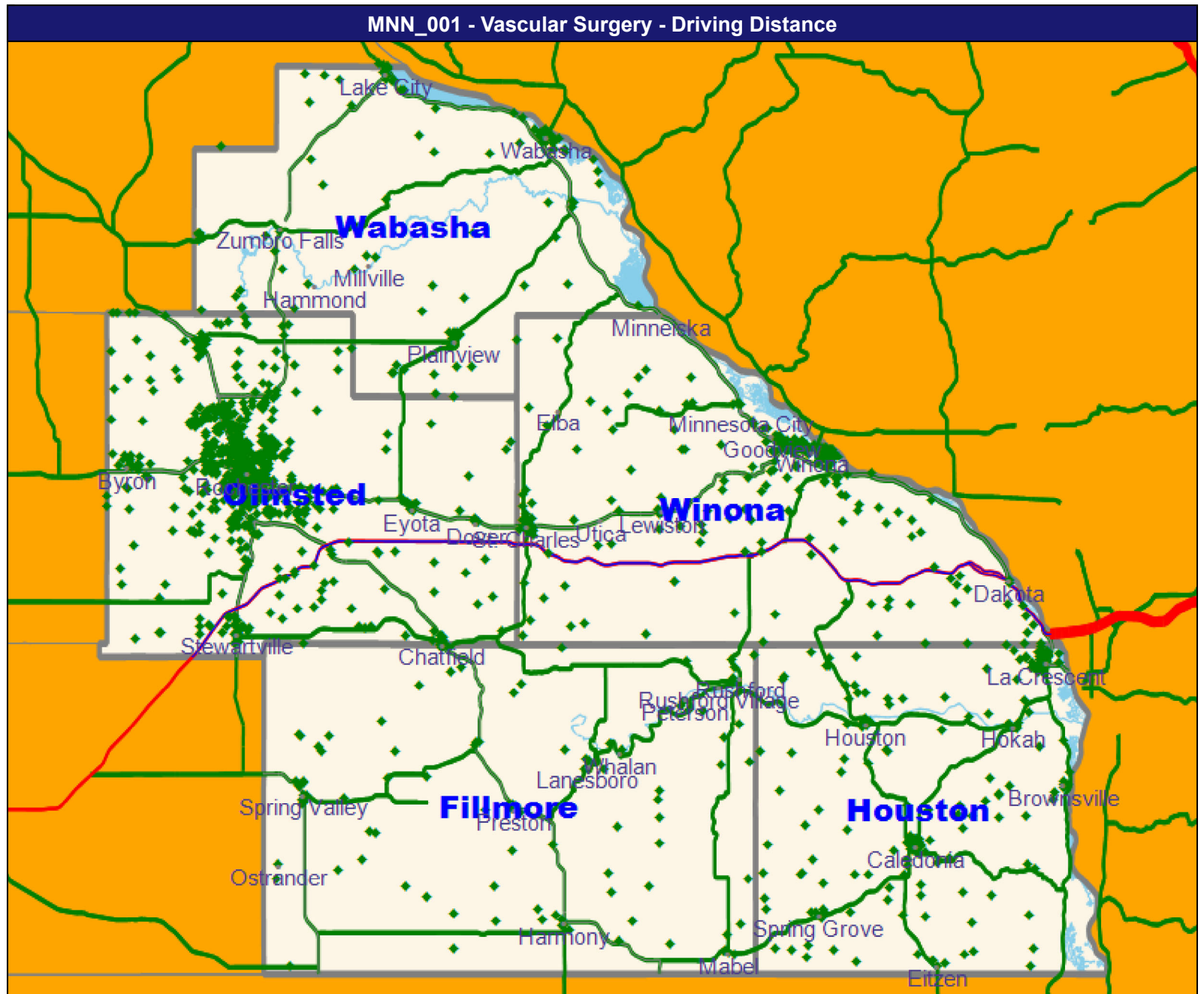
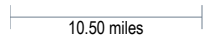
Vascular Surgery

1,361 eligible locations

- ◆ With access (1,361)
- Without access (0)

The Access Standard is defined as (MN
SELECT MNN_001 CENSUS MEMBERS
(MNN_001)) eligibles accessing:

1 (Vascular Surgery) provider in 60
miles or 60 minutes



Access Detail By County SSA

August 22, 2024

Access Analysis
 MNN_001 Select Network Access Plan
 Year 2025
 Eligible / Provider Groups
 MN SELECT MNN_001 CENSUS
 MEMBERS (MNN_001)
 Home Health

¹ The Access Standard is defined as (MN
 SELECT MNN_001 CENSUS
 MEMBERS (MNN_001)) eligibles
 accessing:
 1 (Home Health) provider in 60 miles or
 60 minutes

All Eligibles									
State Name	County	County SSA	Eligible	With Access ¹		Without Access ¹		Average Distance	Minimum Time
			#	#	%	#	%	1	1
Minnesota	Fillmore	24220	112	112	100.0	0	0.0	13.5	0.2
	Houston	24270	192	192	100.0	0	0.0	14.3	0.0
	Olmsted	24540	706	706	100.0	0	0.0	5.3	0.1
	Wabasha	24780	104	104	100.0	0	0.0	12.4	0.2
	Winona	24840	247	247	100.0	0	0.0	8.5	0.3
	Grand Totals		1,361	1,361	100.0	0	0.0	8.4	0.0

Map

August 22, 2024

MNN_001 Select Network Access Plan
Year 2025

Employee Group

MN SELECT MNN_001 CENSUS
MEMBERS (MNN_001)

Provider Group

Home Health

1,361 eligible locations

- ◆ With access (1,361)
- Without access (0)

The Access Standard is defined as (MN
SELECT MNN_001 CENSUS MEMBERS
(MNN_001)) eligibles accessing:

1 (Home Health) provider in 60 miles or
60 minutes

