

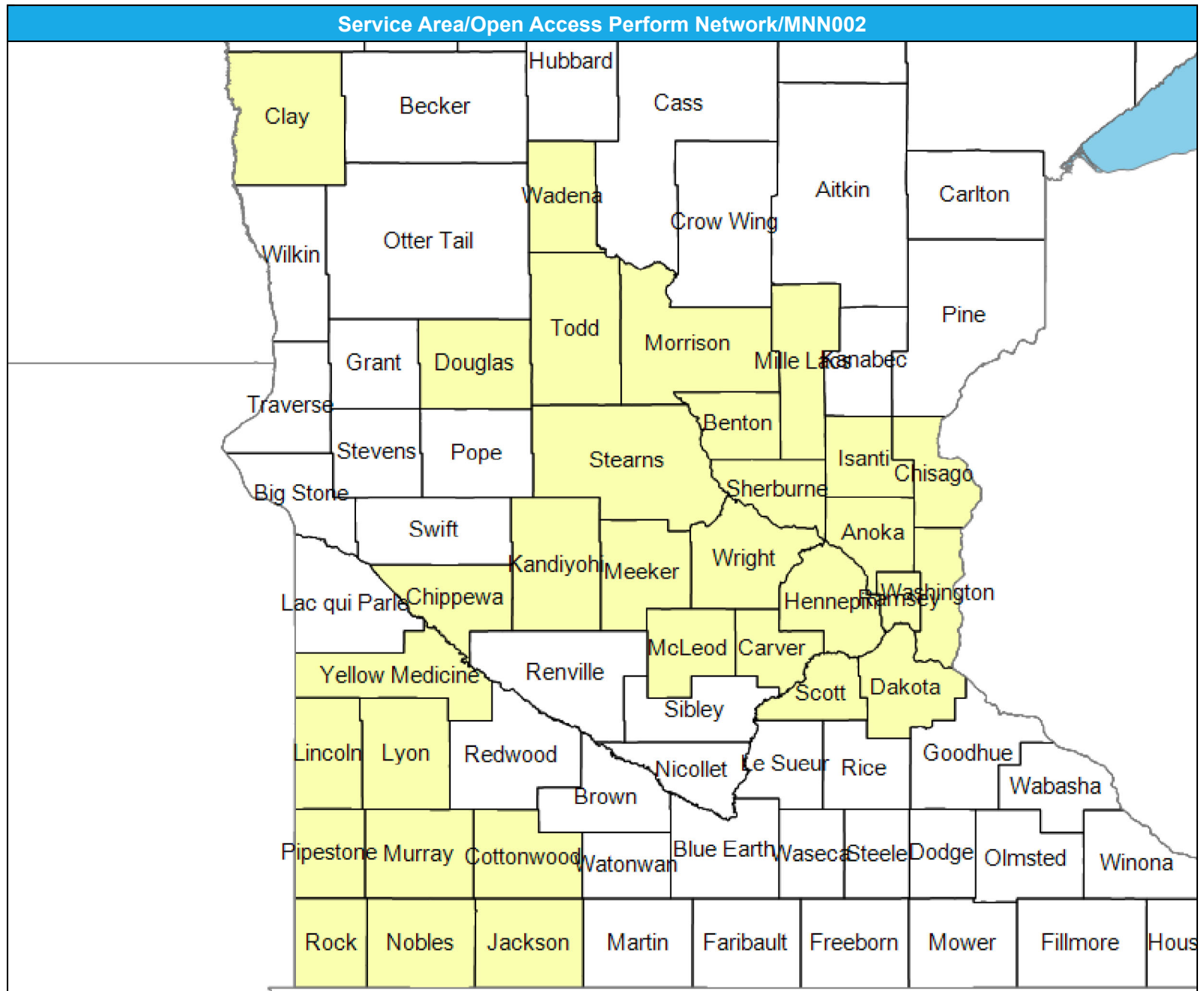
Service Area/Open Access Perform Network/MNN002

May 10, 2024

Created by...
HealthPartners

Service Areas
■ Open Access Perform

21.57 miles



General Hospital Facilities/Service Area/Open Access Perform Network/MNN002

May 10, 2024

Created by...
HealthPartners

Hospitals
431 providers at 425 locations
◆ All providers

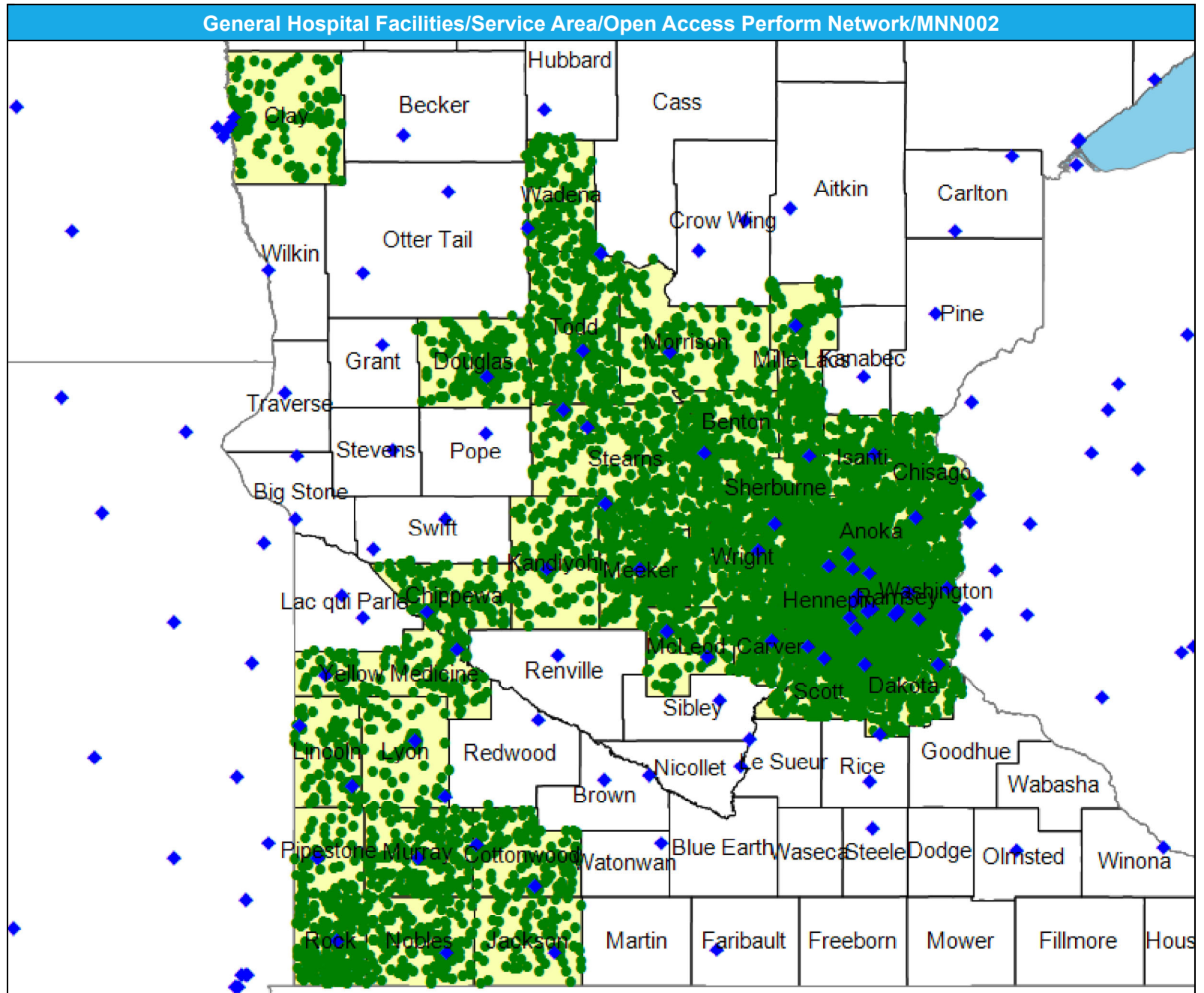
Hospitals
Employee Group
National Proxy Census (Open Access Perform)
Provider Group
Hospitals
21,065 eligible locations
● With access (21,065)
● Without access (0)

The Access Standard is defined as (National Proxy Census (Open Access Perform)) eligibles accessing:

1 (Hospitals) provider in 30 miles or 30 minutes

Service Areas
■ Open Access Perform

21.57 miles



Access Detail By County SSA

May 10, 2024

Created by...
HealthPartners

Access Analysis

Hospitals

Eligible / Provider Groups

National Proxy Census (Open Access Perform)

Hospitals

¹ The Access Standard is defined as (National Proxy Census (Open Access Perform)) eligibles accessing:

1 (Hospitals) provider in 30 miles or 30 minutes

General Hospital Facilities/Open Access Perform Network/MNN002									
State Name	County	County SSA	Eligible	With Access ¹		Without Access ¹		Average Distance	Average Time
			#	#	%	#	%	1	1
Minnesota	Anoka	24010	1,740	1,740	100.0	0	0.0	6.6	8.7
	Benton	24040	243	243	100.0	0	0.0	9.0	10.5
	Carver	24090	795	795	100.0	0	0.0	5.5	6.1
	Chippewa	24110	266	266	100.0	0	0.0	6.5	7.0
	Chisago	24120	271	271	100.0	0	0.0	10.2	11.1
	Clay	24130	324	324	100.0	0	0.0	9.2	10.4
	Cottonwood	24160	255	255	100.0	0	0.0	7.2	7.8
	Dakota	24180	1,818	1,818	100.0	0	0.0	6.3	8.2
	Douglas	24200	191	191	100.0	0	0.0	7.8	8.4
	Hennepin	24260	5,098	5,098	100.0	0	0.0	4.4	6.8
	Isanti	24290	226	226	100.0	0	0.0	7.4	8.1
	Jackson	24310	107	107	100.0	0	0.0	8.7	9.4
	Kandiyohi	24330	231	231	100.0	0	0.0	7.4	8.0
	Lincoln	24400	118	118	100.0	0	0.0	7.4	8.0
	Lyon	24410	136	136	100.0	0	0.0	5.8	6.3
	McLeod	24420	199	199	100.0	0	0.0	6.1	6.6
	Meeker	24460	512	512	100.0	0	0.0	8.7	9.4
	Mille Lacs	24470	305	305	100.0	0	0.0	10.5	11.4
	Morrison	24480	187	187	100.0	0	0.0	10.4	11.3
	Murray	24500	321	321	100.0	0	0.0	8.8	9.5
	Nobles	24520	268	268	100.0	0	0.0	8.2	8.9
	Pipestone	24580	106	106	100.0	0	0.0	6.7	7.2
	Ramsey	24610	2,586	2,586	100.0	0	0.0	3.5	5.8
	Rock	24660	440	440	100.0	0	0.0	6.8	7.3
	Scott	24690	601	601	100.0	0	0.0	7.7	8.7
	Sherburne	24700	498	498	100.0	0	0.0	9.0	9.9
	Stearns	24720	798	798	100.0	0	0.0	8.0	9.1
Todd	24760	286	286	100.0	0	0.0	9.3	10.2	
Wadena	24790	167	167	100.0	0	0.0	9.4	10.2	
Washington	24810	1,030	1,030	100.0	0	0.0	5.1	6.2	
Wright	24850	743	743	100.0	0	0.0	9.7	10.7	
Yellow Medicine	24860	199	199	100.0	0	0.0	8.0	8.7	
Grand Totals			21,065	21,065	100.0	0	0.0	6.2	7.8

Emergency Medicine Providers/Open Access Perform Network/MNN002

May 10, 2024

Created by...
HealthPartners

Emergency Medicine Providers

1,789 providers at 412 locations

◆ All providers

Emergency Medicine Providers

Employee Group

National Proxy Census (Open Access Perform)

Provider Group

Emergency Medicine Providers

21,065 eligible locations

● With access (20,950)

● Without access (115)

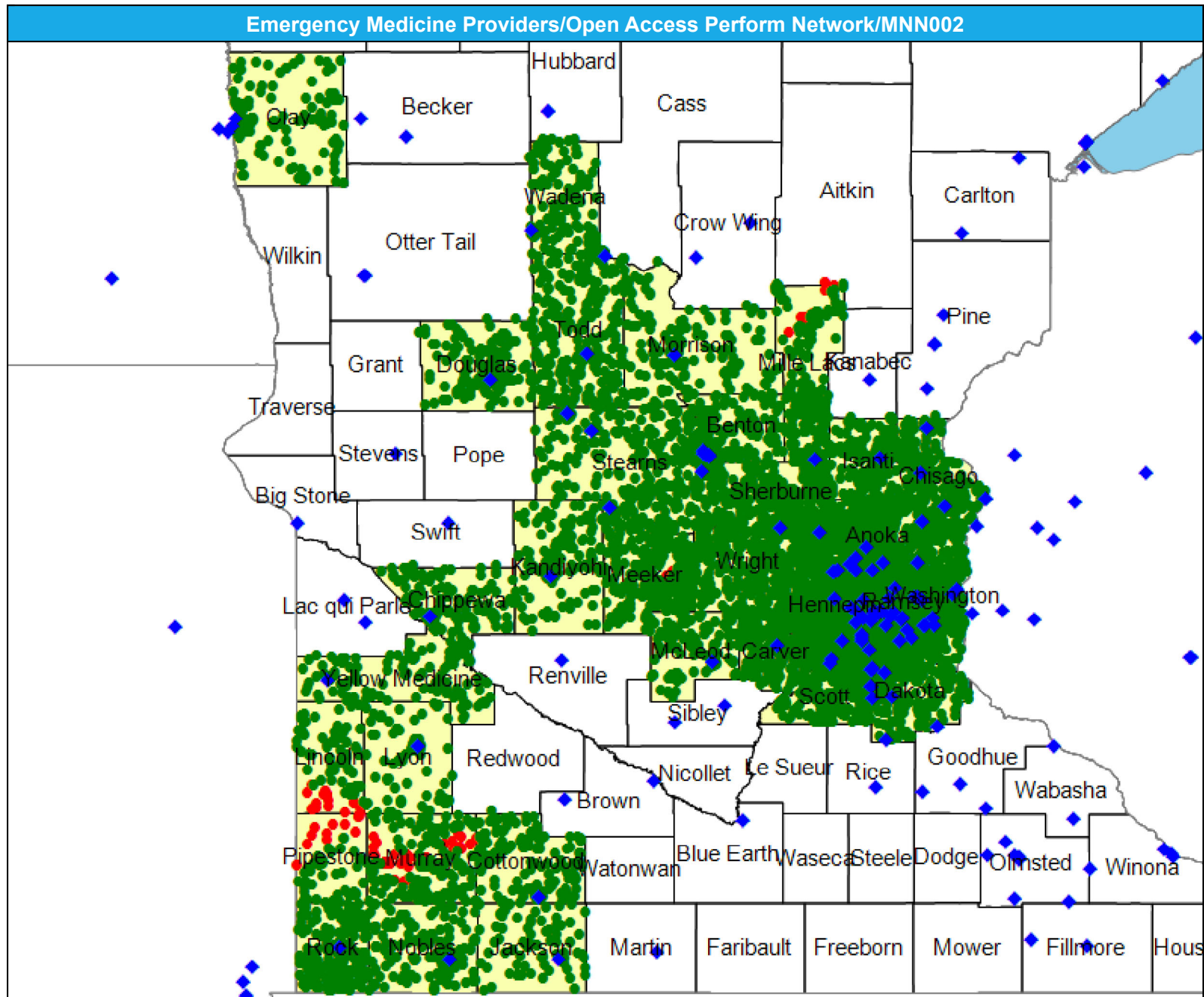
The Access Standard is defined as (National Proxy Census (Open Access Perform)) eligibles accessing:

1 (Emergency Medicine Providers) provider in 30 miles or 30 minutes

Service Areas

■ Open Access Perform

21.57 miles



Access Detail By County SSA

May 10, 2024

Created by...
HealthPartners

Access Analysis
Emergency Medicine Providers

Eligible / Provider Groups
National Proxy Census (Open Access Perform)
Emergency Medicine Providers

¹ The Access Standard is defined as (National Proxy Census (Open Access Perform)) eligibles accessing:
1 (Emergency Medicine Providers) provider in 30 miles or 30 minutes

Emergency Medicine Providers/Open Access Perform Network/MNN002									
State Name	County	County SSA	Eligible	With Access ¹		Without Access ¹		Average Distance	Average Time
			#	#	%	#	%	1	1
Minnesota	Anoka	24010	1,740	1,740	100.0	0	0.0	4.7	5.7
	Benton	24040	243	243	100.0	0	0.0	8.6	9.5
	Carver	24090	795	795	100.0	0	0.0	7.2	8.1
	Chippewa	24110	266	266	100.0	0	0.0	8.4	9.1
	Chisago	24120	271	271	100.0	0	0.0	4.2	4.5
	Clay	24130	324	324	100.0	0	0.0	8.2	9.3
	Cottonwood	24160	255	254	99.6	1	0.4	11.7	12.8
	Dakota	24180	1,818	1,818	100.0	0	0.0	3.9	5.0
	Douglas	24200	191	191	100.0	0	0.0	8.2	8.9
	Hennepin	24260	5,098	5,098	100.0	0	0.0	3.2	4.8
	Isanti	24290	226	226	100.0	0	0.0	6.9	7.5
	Jackson	24310	107	107	100.0	0	0.0	8.5	9.2
	Kandiyohi	24330	231	231	100.0	0	0.0	7.6	8.2
	Lincoln	24400	118	97	82.2	21	17.8	23.4	25.5
	Lyon	24410	136	136	100.0	0	0.0	9.4	10.2
	McLeod	24420	199	199	100.0	0	0.0	12.1	13.2
	Meeker	24460	512	499	97.5	13	2.5	22.7	24.7
	Mille Lacs	24470	305	293	96.1	12	3.9	16.1	17.6
	Morrison	24480	187	187	100.0	0	0.0	11.1	12.0
	Murray	24500	321	267	83.2	54	16.8	26.2	28.6
	Nobles	24520	268	268	100.0	0	0.0	8.6	9.4
	Pipestone	24580	106	92	86.8	14	13.2	24.8	27.0
	Ramsey	24610	2,586	2,586	100.0	0	0.0	2.4	3.8
	Rock	24660	440	440	100.0	0	0.0	7.2	7.8
	Scott	24690	601	601	100.0	0	0.0	7.0	7.8
	Sherburne	24700	498	498	100.0	0	0.0	6.8	7.4
	Stearns	24720	798	798	100.0	0	0.0	6.7	7.4
	Todd	24760	286	286	100.0	0	0.0	9.3	10.2
Wadena	24790	167	167	100.0	0	0.0	9.4	10.2	
Washington	24810	1,030	1,030	100.0	0	0.0	3.9	4.7	
Wright	24850	743	743	100.0	0	0.0	11.6	12.7	
Yellow Medicine	24860	199	199	100.0	0	0.0	13.7	14.9	
Grand Totals			21,065	20,950	99.5	115	0.5	6.4	7.6

Primary Care Providers/Open Access Perform Network/MNN002

May 15, 2024

Created by...
HealthPartners

Primary Care Providers

10,789 providers at 2,714 locations

◆ All providers

Primary Care Providers

Employee Group

National Proxy Census (Open Access Perform)

Provider Group

Primary Care Providers

21,065 eligible locations

● With access (21,065)

● Without access (0)

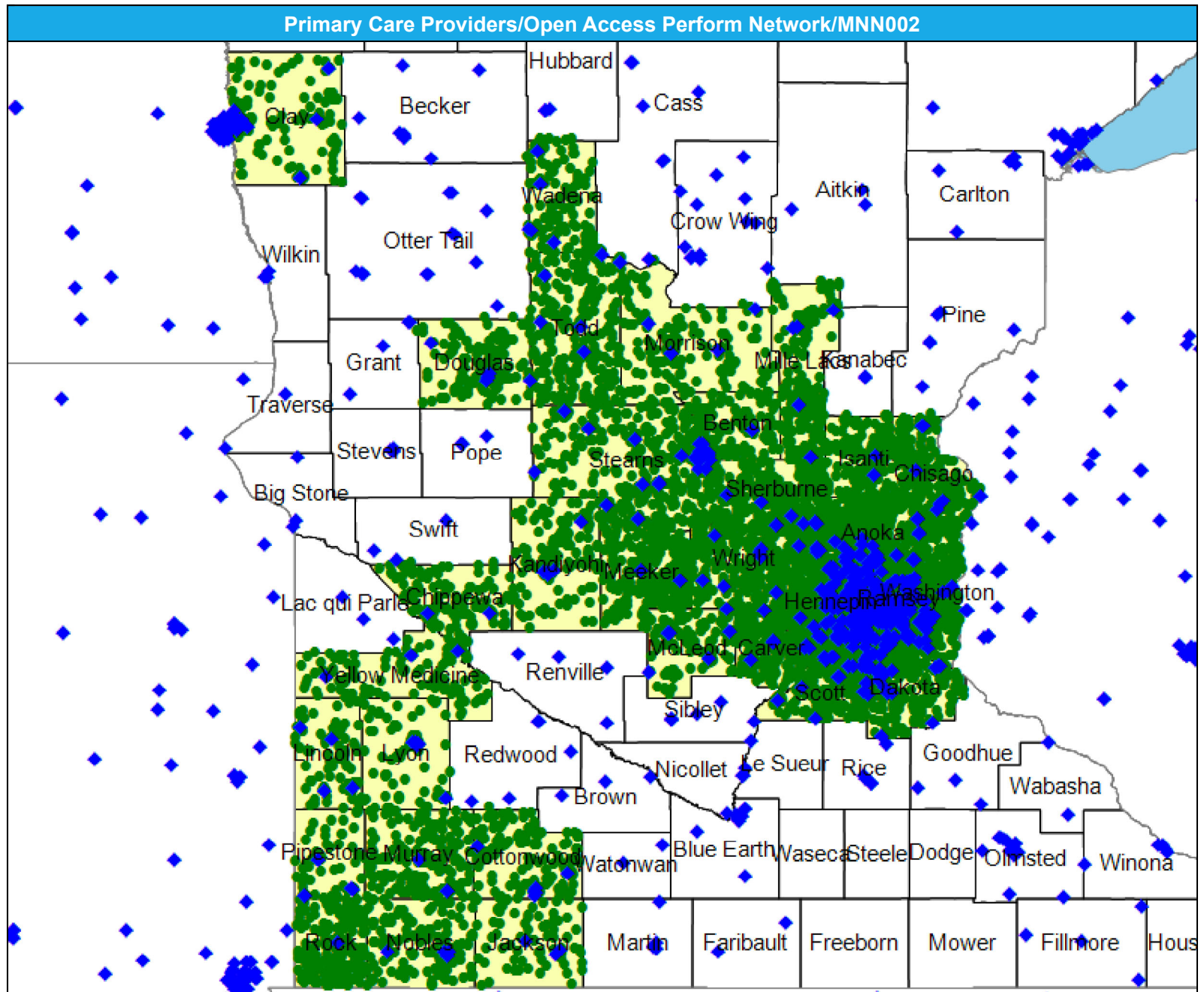
The Access Standard is defined as (National Proxy Census (Open Access Perform)) eligibles accessing:

1 (Primary Care Providers) provider in 30 miles or 30 minutes

Service Areas

■ Open Access Perform

21.57 miles



Access Detail By County SSA

May 15, 2024

Created by...
HealthPartners

Access Analysis

Primary Care Providers

Eligible / Provider Groups

National Proxy Census (Open Access Perform)

Primary Care Providers

¹ The Access Standard is defined as (National Proxy Census (Open Access Perform)) eligibles accessing:

¹ (Primary Care Providers) provider in 30 miles or 30 minutes

Primary Care Providers/Open Access Perform Network/MNN002									
State Name	County	County SSA	Eligible	With Access ¹		Without Access ¹		Average Distance	Average Time
			#	#	%	#	%	1	1
Minnesota	Anoka	24010	1,740	1,740	100.0	0	0.0	2.8	3.3
	Benton	24040	243	243	100.0	0	0.0	4.3	4.7
	Carver	24090	795	795	100.0	0	0.0	2.6	2.8
	Chippewa	24110	266	266	100.0	0	0.0	4.0	4.3
	Chisago	24120	271	271	100.0	0	0.0	3.9	4.2
	Clay	24130	324	324	100.0	0	0.0	3.0	3.3
	Cottonwood	24160	255	255	100.0	0	0.0	4.0	4.4
	Dakota	24180	1,818	1,818	100.0	0	0.0	1.8	2.2
	Douglas	24200	191	191	100.0	0	0.0	4.9	5.3
	Hennepin	24260	5,098	5,098	100.0	0	0.0	1.2	1.8
	Isanti	24290	226	226	100.0	0	0.0	5.5	6.0
	Jackson	24310	107	107	100.0	0	0.0	5.7	6.1
	Kandiyohi	24330	231	231	100.0	0	0.0	5.1	5.5
	Lincoln	24400	118	118	100.0	0	0.0	3.8	4.1
	Lyon	24410	136	136	100.0	0	0.0	5.4	5.8
	McLeod	24420	199	199	100.0	0	0.0	3.2	3.5
	Meeker	24460	512	512	100.0	0	0.0	5.2	5.6
	Mille Lacs	24470	305	305	100.0	0	0.0	4.4	4.8
	Morrison	24480	187	187	100.0	0	0.0	6.2	6.7
	Murray	24500	321	321	100.0	0	0.0	6.1	6.6
	Nobles	24520	268	268	100.0	0	0.0	5.0	5.4
	Pipestone	24580	106	106	100.0	0	0.0	3.4	3.7
	Ramsey	24610	2,586	2,586	100.0	0	0.0	0.9	1.4
	Rock	24660	440	440	100.0	0	0.0	5.6	6.1
	Scott	24690	601	601	100.0	0	0.0	2.3	2.6
	Sherburne	24700	498	498	100.0	0	0.0	4.1	4.4
	Stearns	24720	798	798	100.0	0	0.0	3.3	3.6
	Todd	24760	286	286	100.0	0	0.0	6.0	6.6
	Wadena	24790	167	167	100.0	0	0.0	4.7	5.1
	Washington	24810	1,030	1,030	100.0	0	0.0	2.2	2.6
Wright	24850	743	743	100.0	0	0.0	3.2	3.5	
Yellow Medicine	24860	199	199	100.0	0	0.0	5.7	6.2	
Grand Totals			21,065	21,065	100.0	0	0.0	2.6	3.1

Mental Health Provider Prescribers/Open Access Perform Network/MNN002

May 10, 2024

Created by...
HealthPartners

Mental Health Provider Prescribers

1,497 providers at 756 locations

◆ All providers

Mental Health Provider Prescribers

Employee Group

National Proxy Census (Open Access Perform)

Provider Group

Mental Health Provider Prescribers

21,065 eligible locations

● With access (20,962)

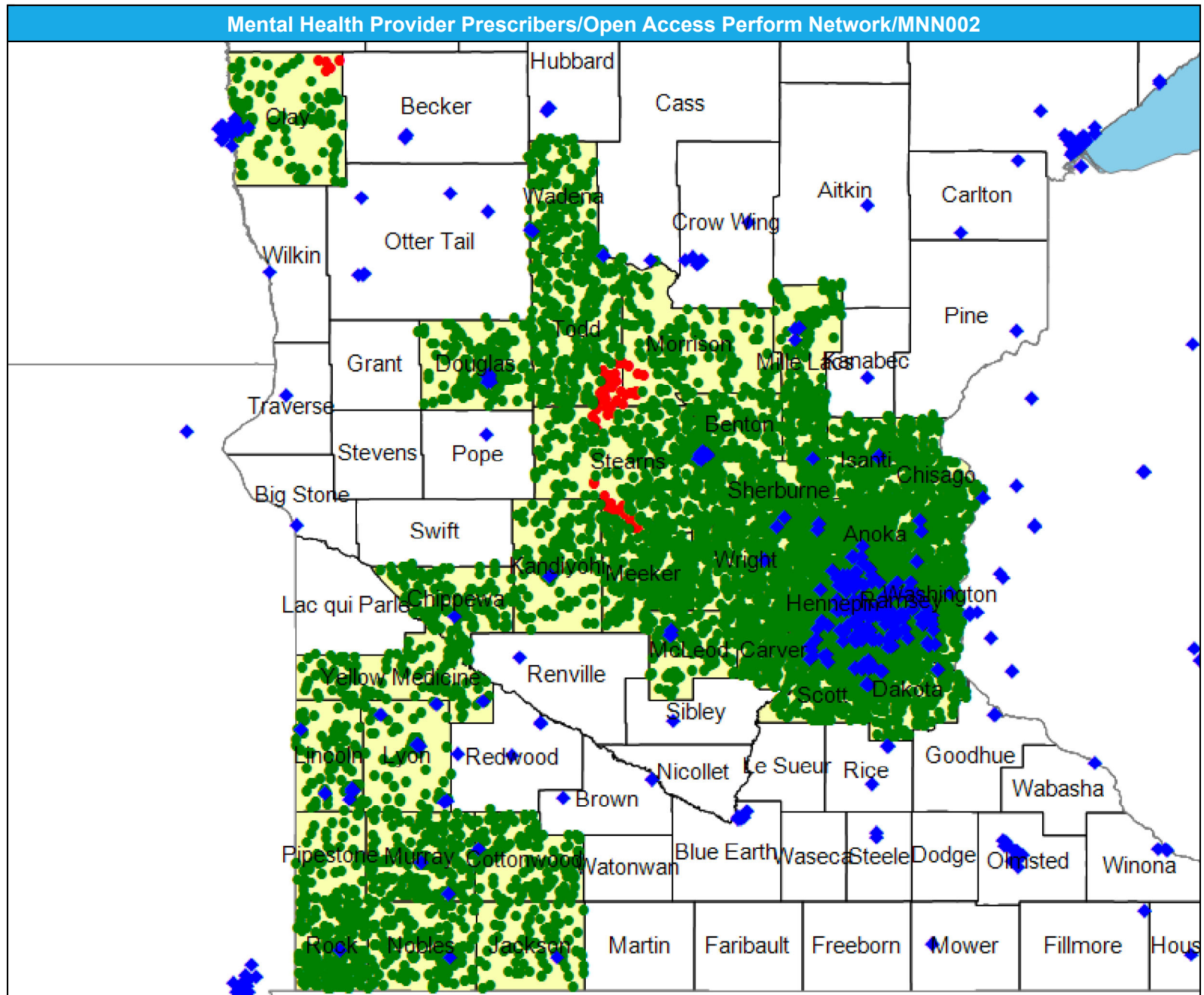
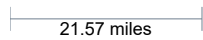
● Without access (103)

The Access Standard is defined as (National Proxy Census (Open Access Perform)) eligibles accessing:

1 (Mental Health Provider Prescribers) provider in 30 miles or 30 minutes

Service Areas

■ Open Access Perform



Access Detail By County SSA

May 10, 2024

Created by...
HealthPartners

Access Analysis

Mental Health Provider Prescribers

Eligible / Provider Groups

National Proxy Census (Open Access Perform)

Mental Health Provider Prescribers

¹ The Access Standard is defined as (National Proxy Census (Open Access Perform)) eligibles accessing:

1 (Mental Health Provider Prescribers) provider in 30 miles or 30 minutes

Mental Health Provider Prescribers/Open Access Perform Network/MNN002									
State Name	County	County SSA	Eligible	With Access ¹		Without Access ¹		Average Distance	Average Time
			#	#	%	#	%	1	1
Minnesota	Anoka	24010	1,740	1,740	100.0	0	0.0	4.4	5.3
	Benton	24040	243	243	100.0	0	0.0	8.4	9.3
	Carver	24090	795	795	100.0	0	0.0	7.2	8.0
	Chippewa	24110	266	266	100.0	0	0.0	10.3	11.2
	Chisago	24120	271	271	100.0	0	0.0	10.5	11.4
	Clay	24130	324	319	98.5	5	1.5	7.4	8.1
	Cottonwood	24160	255	255	100.0	0	0.0	16.2	17.6
	Dakota	24180	1,818	1,818	100.0	0	0.0	3.2	3.9
	Douglas	24200	191	191	100.0	0	0.0	7.3	8.0
	Hennepin	24260	5,098	5,098	100.0	0	0.0	1.9	2.7
	Isanti	24290	226	226	100.0	0	0.0	7.2	7.9
	Jackson	24310	107	107	100.0	0	0.0	9.8	10.6
	Kandiyohi	24330	231	231	100.0	0	0.0	8.4	9.1
	Lincoln	24400	118	118	100.0	0	0.0	5.7	6.1
	Lyon	24410	136	136	100.0	0	0.0	3.5	3.8
	McLeod	24420	199	199	100.0	0	0.0	9.9	10.8
	Meeker	24460	512	492	96.1	20	3.9	20.1	21.8
	Mille Lacs	24470	305	305	100.0	0	0.0	10.1	10.9
	Morrison	24480	187	179	95.7	8	4.3	21.6	23.5
	Murray	24500	321	321	100.0	0	0.0	6.4	6.9
	Nobles	24520	268	268	100.0	0	0.0	7.9	8.6
	Pipestone	24580	106	106	100.0	0	0.0	17.8	19.4
	Ramsey	24610	2,586	2,586	100.0	0	0.0	1.3	2.1
	Rock	24660	440	440	100.0	0	0.0	6.8	7.4
	Scott	24690	601	601	100.0	0	0.0	6.0	6.7
	Sherburne	24700	498	498	100.0	0	0.0	5.8	6.3
	Stearns	24720	798	752	94.2	46	5.8	12.9	14.1
	Todd	24760	286	262	91.6	24	8.4	19.3	21.0
	Wadena	24790	167	167	100.0	0	0.0	8.9	9.6
	Washington	24810	1,030	1,030	100.0	0	0.0	2.6	3.0
Wright	24850	743	743	100.0	0	0.0	8.6	9.4	
Yellow Medicine	24860	199	199	100.0	0	0.0	13.5	14.7	
Grand Totals			21,065	20,962	99.5	103	0.5	5.6	6.4

MH Providers Prescribers: Child and Adolescent Psychiatrist/Open Access Perform/MNN002

May 10, 2024

Created by...
HealthPartners

Child and Adolescent Psychiatrist

60 providers at 184 locations

◆ All providers

Child and Adolescent Psychiatrist

Employee Group

National Proxy Census (Open Access Perform)

Provider Group

Child and Adolescent Psychiatrist

21,065 eligible locations

● With access (19,059)

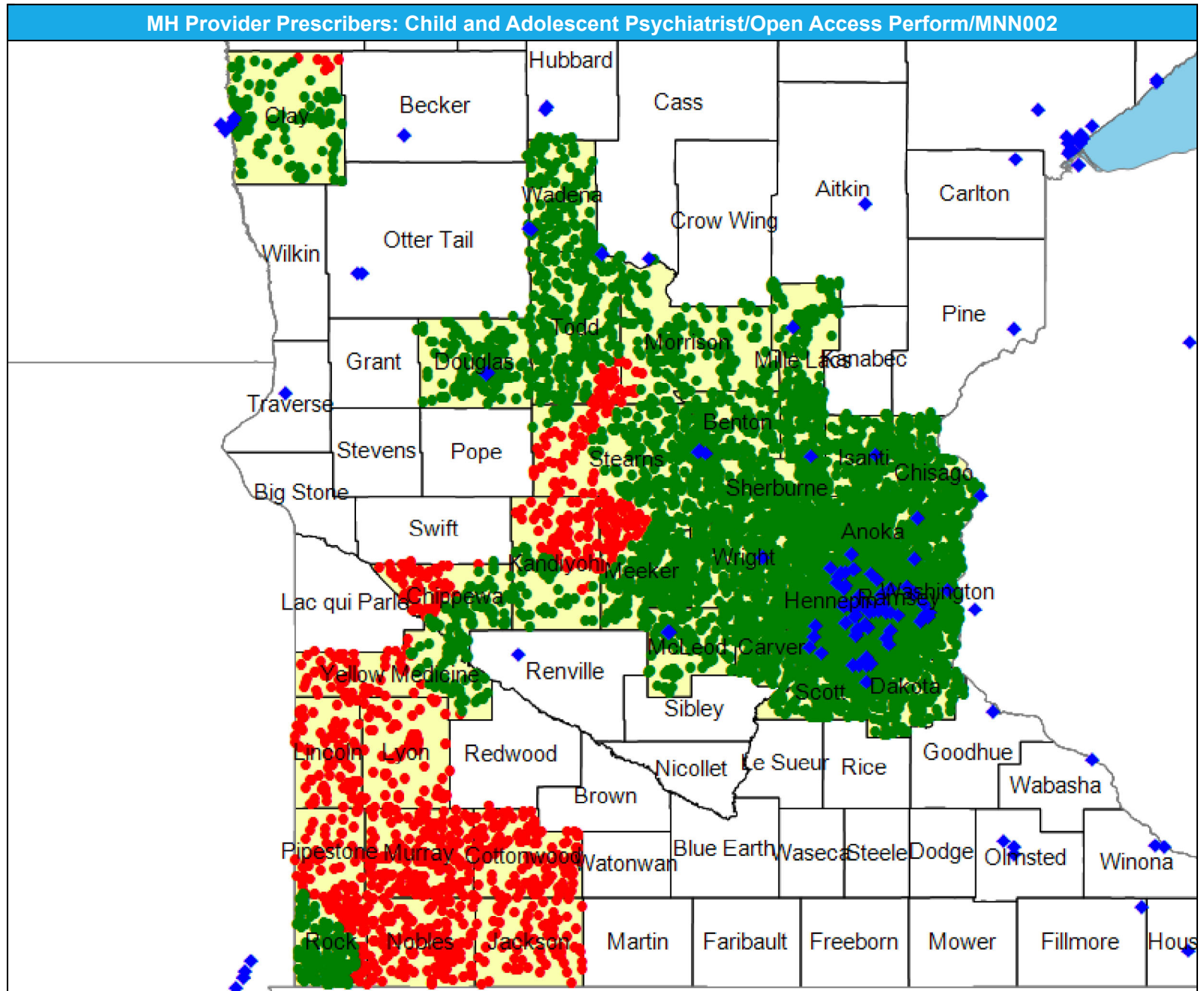
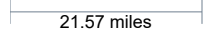
● Without access (2,006)

The Access Standard is defined as (National Proxy Census (Open Access Perform)) eligibles accessing:

1 (Child and Adolescent Psychiatrist) provider in 30 miles or 30 minutes

Service Areas

■ Open Access Perform



Access Detail By County SSA

May 10, 2024

Created by...
HealthPartners

Access Analysis

Child and Adolescent Psychiatrist

Eligible / Provider Groups

National Proxy Census (Open Access Perform)

Child and Adolescent Psychiatrist

¹ The Access Standard is defined as (National Proxy Census (Open Access Perform)) eligibles accessing:

1 (Child and Adolescent Psychiatrist) provider in 30 miles or 30 minutes

MH Provider Prescribers: Child and Adolescent Psychiatrist/Open Access Perform/MNN002									
State Name	County	County SSA	Eligible	With Access ¹		Without Access ¹		Average Distance	Average Time
			#	#	%	#	%	1	1
Minnesota	Anoka	24010	1,740	1,740	100.0	0	0.0	6.2	7.9
	Benton	24040	243	243	100.0	0	0.0	8.8	10.3
	Carver	24090	795	795	100.0	0	0.0	7.9	8.8
	Chippewa	24110	266	92	34.6	174	65.4	30.0	32.7
	Chisago	24120	271	271	100.0	0	0.0	10.6	11.6
	Clay	24130	324	316	97.5	8	2.5	9.5	10.9
	Cottonwood	24160	255	0	0.0	255	100.0	59.4	64.7
	Dakota	24180	1,818	1,818	100.0	0	0.0	5.6	6.8
	Douglas	24200	191	191	100.0	0	0.0	7.9	8.6
	Hennepin	24260	5,098	5,098	100.0	0	0.0	2.8	4.2
	Isanti	24290	226	226	100.0	0	0.0	7.5	8.1
	Jackson	24310	107	0	0.0	107	100.0	77.1	84.1
	Kandiyohi	24330	231	139	60.2	92	39.8	30.6	33.5
	Lincoln	24400	118	0	0.0	118	100.0	60.0	65.4
	Lyon	24410	136	0	0.0	136	100.0	47.9	52.3
	McLeod	24420	199	199	100.0	0	0.0	10.6	11.5
	Meeker	24460	512	442	86.3	70	13.7	22.2	24.5
	Mille Lacs	24470	305	305	100.0	0	0.0	10.8	11.7
	Morrison	24480	187	179	95.7	8	4.3	22.9	25.4
	Murray	24500	321	0	0.0	321	100.0	58.6	63.9
	Nobles	24520	268	0	0.0	268	100.0	51.8	56.4
	Pipestone	24580	106	1	0.9	105	99.1	42.5	46.3
	Ramsey	24610	2,586	2,586	100.0	0	0.0	2.3	3.7
	Rock	24660	440	343	78.0	97	22.0	26.9	29.3
	Scott	24690	601	601	100.0	0	0.0	6.9	7.7
	Sherburne	24700	498	498	100.0	0	0.0	13.2	14.7
	Stearns	24720	798	671	84.1	127	15.9	14.7	17.4
	Todd	24760	286	259	90.6	27	9.4	19.6	21.3
	Wadena	24790	167	167	100.0	0	0.0	8.9	9.7
	Washington	24810	1,030	1,030	100.0	0	0.0	4.3	5.2
Wright	24850	743	743	100.0	0	0.0	11.9	13.2	
Yellow Medicine	24860	199	106	53.3	93	46.7	34.1	37.2	
Grand Totals			21,065	19,059	90.5	2,006	9.5	11.0	12.6

Mental Health Provider Prescribers: Psychiatrists/Open Access Perform/MNN002

May 10, 2024

Created by...
HealthPartners

Psychiatrists

1,051 providers at 747 locations

◆ All providers

Psychiatrists

Employee Group

National Proxy Census (Open Access Perform)

Provider Group

Psychiatrists

21,065 eligible locations

● With access (20,962)

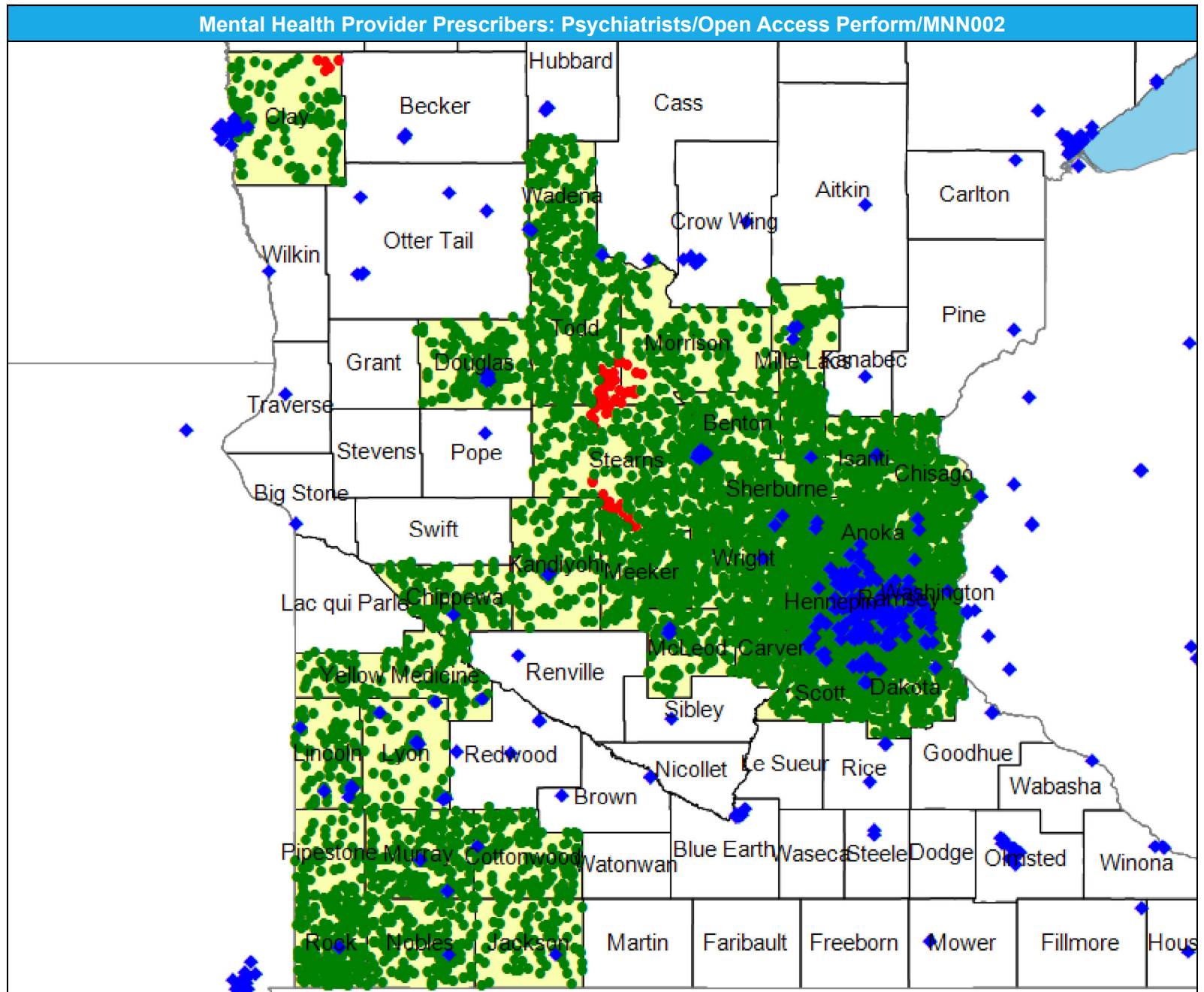
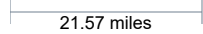
● Without access (103)

The Access Standard is defined as (National Proxy Census (Open Access Perform)) eligibles accessing:

1 (Psychiatrists) provider in 30 miles or 30 minutes

Service Areas

■ Open Access Perform



Access Detail By County SSA

May 10, 2024

Created by...
HealthPartners

Access Analysis

Psychiatrists

Eligible / Provider Groups

National Proxy Census (Open Access Perform)

Psychiatrists

¹ The Access Standard is defined as (National Proxy Census (Open Access Perform)) eligibles accessing:

1 (Psychiatrists) provider in 30 miles or 30 minutes

Mental Health Provider Prescribers: Psychiatrists/Open Access Perform Network/MNN002									
State Name	County	County SSA	Eligible	With Access ¹		Without Access ¹		Average Distance	Average Time
			#	#	%	#	%	1	1
Minnesota	Anoka	24010	1,740	1,740	100.0	0	0.0	4.4	5.3
	Benton	24040	243	243	100.0	0	0.0	8.4	9.3
	Carver	24090	795	795	100.0	0	0.0	7.8	8.5
	Chippewa	24110	266	266	100.0	0	0.0	10.3	11.2
	Chisago	24120	271	271	100.0	0	0.0	10.5	11.4
	Clay	24130	324	319	98.5	5	1.5	7.4	8.1
	Cottonwood	24160	255	255	100.0	0	0.0	16.2	17.6
	Dakota	24180	1,818	1,818	100.0	0	0.0	3.2	3.9
	Douglas	24200	191	191	100.0	0	0.0	7.3	8.0
	Hennepin	24260	5,098	5,098	100.0	0	0.0	1.9	2.7
	Isanti	24290	226	226	100.0	0	0.0	7.2	7.9
	Jackson	24310	107	107	100.0	0	0.0	9.8	10.6
	Kandiyohi	24330	231	231	100.0	0	0.0	8.4	9.1
	Lincoln	24400	118	118	100.0	0	0.0	5.7	6.1
	Lyon	24410	136	136	100.0	0	0.0	3.5	3.8
	McLeod	24420	199	199	100.0	0	0.0	10.0	10.8
	Meeker	24460	512	492	96.1	20	3.9	20.1	21.8
	Mille Lacs	24470	305	305	100.0	0	0.0	10.1	10.9
	Morrison	24480	187	179	95.7	8	4.3	21.6	23.5
	Murray	24500	321	321	100.0	0	0.0	6.4	6.9
	Nobles	24520	268	268	100.0	0	0.0	7.9	8.6
	Pipestone	24580	106	106	100.0	0	0.0	17.8	19.4
	Ramsey	24610	2,586	2,586	100.0	0	0.0	1.3	2.1
	Rock	24660	440	440	100.0	0	0.0	6.8	7.4
	Scott	24690	601	601	100.0	0	0.0	6.4	7.1
	Sherburne	24700	498	498	100.0	0	0.0	5.8	6.3
	Stearns	24720	798	752	94.2	46	5.8	12.9	14.1
	Todd	24760	286	262	91.6	24	8.4	19.3	21.0
	Wadena	24790	167	167	100.0	0	0.0	8.9	9.6
	Washington	24810	1,030	1,030	100.0	0	0.0	2.6	3.0
Wright	24850	743	743	100.0	0	0.0	8.6	9.4	
Yellow Medicine	24860	199	199	100.0	0	0.0	13.5	14.7	
Grand Totals			21,065	20,962	99.5	103	0.5	5.6	6.4

MH Provider Prescribers: Mental Health Clinical Nurse Specialist/Open Access Perform/MNN002

May 10, 2024

Created by...
HealthPartners

Mental Health Clinical Nurse Specialist

55 providers at 115 locations

◆ All providers

Mental Health Clinical Nurse Specialist

Employee Group

National Proxy Census (Open Access Perform)

Provider Group

Mental Health Clinical Nurse Specialist

21,065 eligible locations

● With access (19,517)

● Without access (1,548)

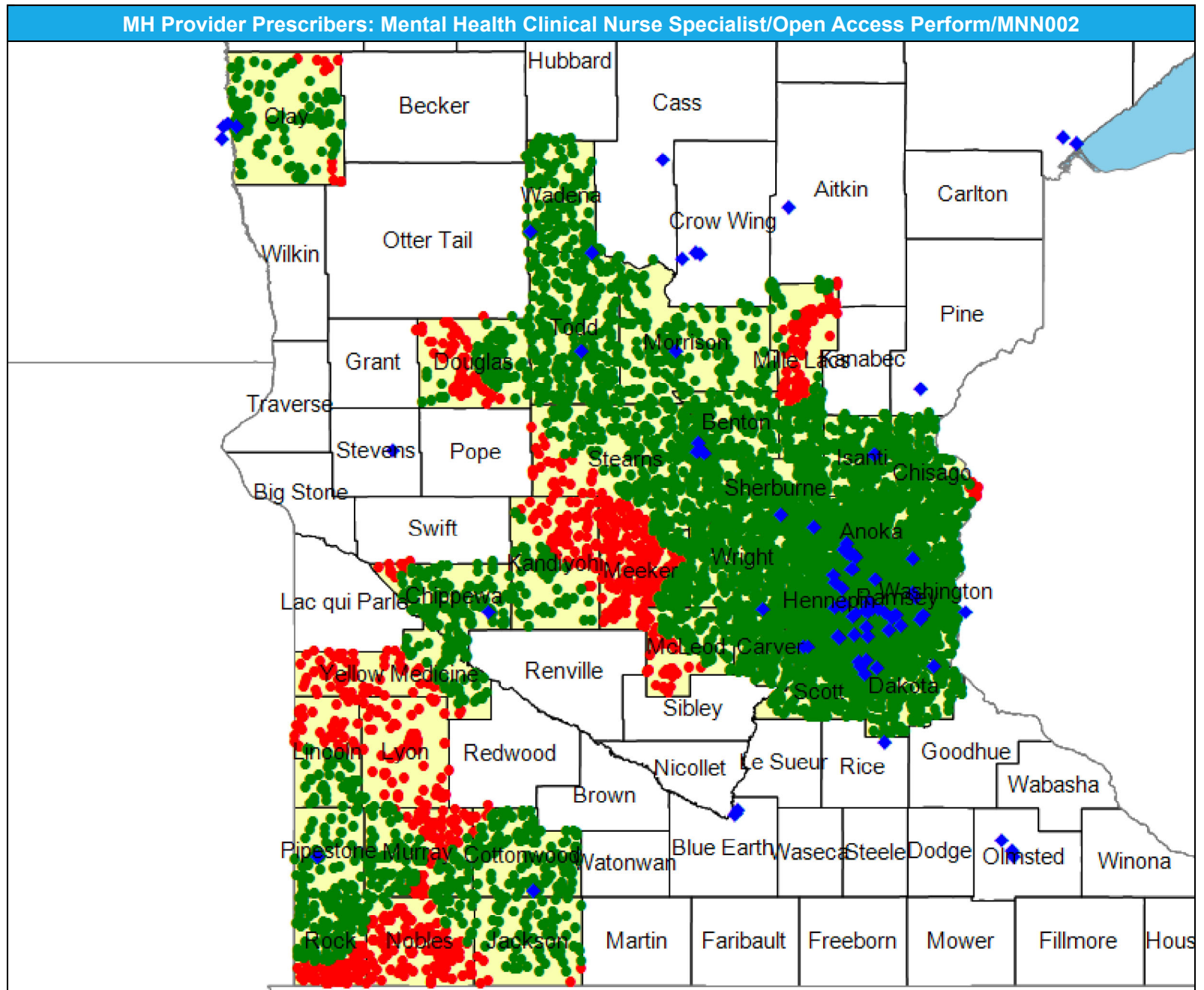
The Access Standard is defined as (National Proxy Census (Open Access Perform)) eligibles accessing:

1 (Mental Health Clinical Nurse Specialist) provider in 30 miles or 30 minutes

Service Areas

■ Open Access Perform

21.57 miles



Access Detail By County SSA

May 10, 2024

Created by...
HealthPartners

Access Analysis

Mental Health Clinical Nurse Specialist

Eligible / Provider Groups

National Proxy Census (Open Access Perform)

Mental Health Clinical Nurse Specialist

¹ The Access Standard is defined as (National Proxy Census (Open Access Perform)) eligibles accessing:

1 (Mental Health Clinical Nurse Specialist) provider in 30 miles or 30 minutes

MH Provider Prescribers: Mental Health Clinical Nurse Specialist/Open Access Perform/MNN002									
State Name	County	County SSA	Eligible	With Access ¹		Without Access ¹		Average Distance	Average Time
			#	#	%	#	%	1	1
Minnesota	Anoka	24010	1,740	1,740	100.0	0	0.0	5.4	6.6
	Benton	24040	243	243	100.0	0	0.0	8.5	9.4
	Carver	24090	795	795	100.0	0	0.0	6.5	7.2
	Chippewa	24110	266	253	95.1	13	4.9	16.3	17.8
	Chisago	24120	271	260	95.9	11	4.1	16.9	18.4
	Clay	24130	324	314	96.9	10	3.1	9.7	10.7
	Cottonwood	24160	255	249	97.6	6	2.4	12.3	13.4
	Dakota	24180	1,818	1,818	100.0	0	0.0	4.0	5.2
	Douglas	24200	191	126	66.0	65	34.0	28.6	31.1
	Hennepin	24260	5,098	5,098	100.0	0	0.0	3.1	4.7
	Isanti	24290	226	226	100.0	0	0.0	7.8	8.5
	Jackson	24310	107	101	94.4	6	5.6	18.6	20.3
	Kandiyohi	24330	231	146	63.2	85	36.8	28.5	31.1
	Lincoln	24400	118	62	52.5	56	47.5	29.6	32.3
	Lyon	24410	136	2	1.5	134	98.5	44.2	48.1
	McLeod	24420	199	165	82.9	34	17.1	25.7	28.0
	Meeker	24460	512	143	27.9	369	72.1	33.7	37.1
	Mille Lacs	24470	305	173	56.7	132	43.3	26.9	29.3
	Morrison	24480	187	187	100.0	0	0.0	11.4	12.4
	Murray	24500	321	231	72.0	90	28.0	27.6	30.1
	Nobles	24520	268	28	10.4	240	89.6	36.6	39.9
	Pipestone	24580	106	106	100.0	0	0.0	7.4	8.0
	Ramsey	24610	2,586	2,586	100.0	0	0.0	2.8	4.5
	Rock	24660	440	314	71.4	126	28.6	27.4	29.9
	Scott	24690	601	601	100.0	0	0.0	8.8	9.7
	Sherburne	24700	498	498	100.0	0	0.0	8.0	8.8
	Stearns	24720	798	719	90.1	79	9.9	13.3	15.0
	Todd	24760	286	286	100.0	0	0.0	10.1	11.0
	Wadena	24790	167	167	100.0	0	0.0	10.6	11.5
	Washington	24810	1,030	1,030	100.0	0	0.0	6.3	7.4
	Wright	24850	743	743	100.0	0	0.0	12.1	13.2
	Yellow Medicine	24860	199	107	53.8	92	46.2	33.5	36.5
	Grand Totals		21,065	19,517	92.7	1,548	7.3	9.4	10.9

Mental Health Providers/Open Access Perform Network/MNN002

May 10, 2024

Created by...
HealthPartners

Mental Health Providers

17,835 providers at 4,338 locations

◆ All providers

Mental Health Providers

Employee Group

National Proxy Census (Open Access Perform)

Provider Group

Mental Health Providers

21,065 eligible locations

● With access (21,065)

● Without access (0)

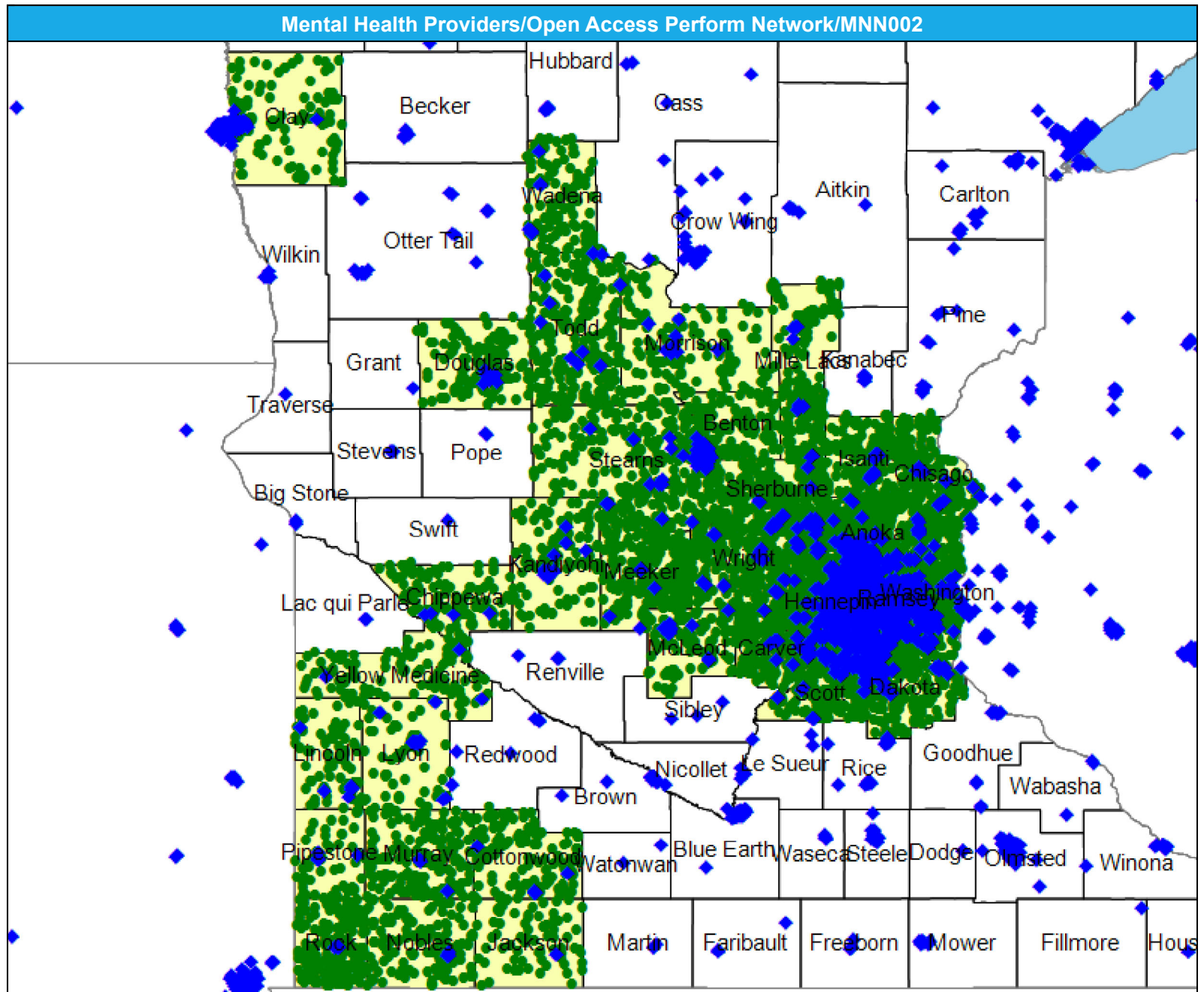
The Access Standard is defined as (National Proxy Census (Open Access Perform)) eligibles accessing:

1 (Mental Health Providers) provider in 30 miles or 30 minutes

Service Areas

■ Open Access Perform

21.57 miles



Access Detail By County SSA

May 10, 2024

Created by...
HealthPartners

Access Analysis

Mental Health Providers

Eligible / Provider Groups

National Proxy Census (Open Access Perform)

Mental Health Providers

¹ The Access Standard is defined as (National Proxy Census (Open Access Perform)) eligibles accessing:

1 (Mental Health Providers) provider in 30 miles or 30 minutes

Mental Health Providers/Open Access Perform Network/MNN002										
State Name	County	County SSA	Eligible		With Access ¹		Without Access ¹		Average Distance	Average Time
			#	%	#	%	#	%	1	1
Minnesota	Anoka	24010	1,740	100.0	1,740	100.0	0	0.0	1.5	1.8
	Benton	24040	243	100.0	243	100.0	0	0.0	5.9	6.4
	Carver	24090	795	100.0	795	100.0	0	0.0	2.5	2.8
	Chippewa	24110	266	100.0	266	100.0	0	0.0	4.3	4.6
	Chisago	24120	271	100.0	271	100.0	0	0.0	4.3	4.6
	Clay	24130	324	100.0	324	100.0	0	0.0	4.6	5.0
	Cottonwood	24160	255	100.0	255	100.0	0	0.0	4.6	5.0
	Dakota	24180	1,818	100.0	1,818	100.0	0	0.0	1.5	1.8
	Douglas	24200	191	100.0	191	100.0	0	0.0	5.7	6.2
	Hennepin	24260	5,098	100.0	5,098	100.0	0	0.0	0.8	1.1
	Isanti	24290	226	100.0	226	100.0	0	0.0	4.6	4.9
	Jackson	24310	107	100.0	107	100.0	0	0.0	8.2	8.9
	Kandiyohi	24330	231	100.0	231	100.0	0	0.0	3.6	3.9
	Lincoln	24400	118	100.0	118	100.0	0	0.0	5.6	6.1
	Lyon	24410	136	100.0	136	100.0	0	0.0	3.2	3.5
	McLeod	24420	199	100.0	199	100.0	0	0.0	3.2	3.4
	Meeker	24460	512	100.0	512	100.0	0	0.0	4.7	5.1
	Mille Lacs	24470	305	100.0	305	100.0	0	0.0	5.4	5.9
	Morrison	24480	187	100.0	187	100.0	0	0.0	5.4	5.9
	Murray	24500	321	100.0	321	100.0	0	0.0	5.7	6.1
	Nobles	24520	268	100.0	268	100.0	0	0.0	7.3	8.0
	Pipestone	24580	106	100.0	106	100.0	0	0.0	4.6	5.0
	Ramsey	24610	2,586	100.0	2,586	100.0	0	0.0	0.6	0.9
	Rock	24660	440	100.0	440	100.0	0	0.0	5.9	6.4
	Scott	24690	601	100.0	601	100.0	0	0.0	1.9	2.1
	Sherburne	24700	498	100.0	498	100.0	0	0.0	2.9	3.1
	Stearns	24720	798	100.0	798	100.0	0	0.0	3.7	4.0
	Todd	24760	286	100.0	286	100.0	0	0.0	5.7	6.2
Wadena	24790	167	100.0	167	100.0	0	0.0	4.6	5.0	
Washington	24810	1,030	100.0	1,030	100.0	0	0.0	1.3	1.5	
Wright	24850	743	100.0	743	100.0	0	0.0	2.6	2.8	
Yellow Medicine	24860	199	100.0	199	100.0	0	0.0	5.9	6.4	
Grand Totals			21,065	100.0	21,065	100.0	0	0.0	2.3	2.7

MH Providers Licensed Child and Adolescent Psychologists: LP/Open Access Perform/MNN002

May 10, 2024

Created by...
HealthPartners

Licensed Child and Adolescent Psychologists: LP

349 providers at 415 locations
◆ All providers

Licensed Child and Adolescent Psychologists: LP

Employee Group
National Proxy Census (Open Access Perform)
Provider Group
Licensed Child and Adolescent Psychologists: LP

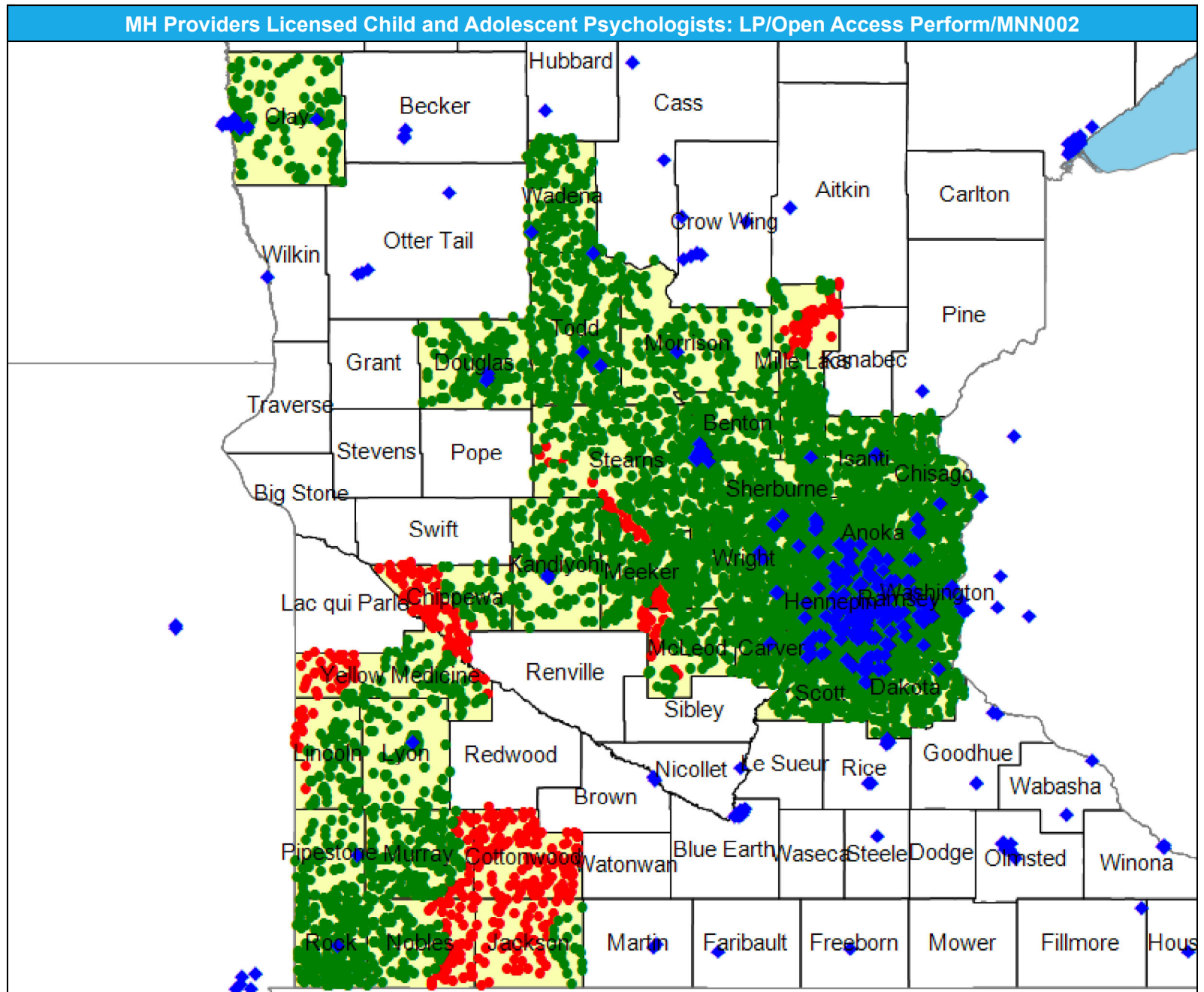
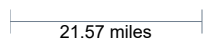
21,065 eligible locations
● With access (20,012)
● Without access (1,053)

The Access Standard is defined as (National Proxy Census (Open Access Perform)) eligibles accessing:

1 (Licensed Child and Adolescent Psychologists: LP) provider in 30 miles or 30 minutes

Service Areas

■ Open Access Perform



Access Detail By County SSA

May 10, 2024

Created by...
HealthPartners

Access Analysis

Licensed Child and Adolescent Psychologists: LP

Eligible / Provider Groups

National Proxy Census (Open Access Perform)

Licensed Child and Adolescent Psychologists: LP

¹ The Access Standard is defined as (National Proxy Census (Open Access Perform)) eligibles accessing:

1 (Licensed Child and Adolescent Psychologists: LP) provider in 30 miles or 30 minutes

MH Providers Licensed Child and Adolescent Psychologists: LP/Open Access Perform Network/MNN002									
State Name	County	County SSA	Eligible	With Access ¹		Without Access ¹		Average Distance	Average Time
			#	#	%	#	%	1	1
Minnesota	Anoka	24010	1,740	1,740	100.0	0	0.0	3.2	3.9
	Benton	24040	243	243	100.0	0	0.0	8.1	8.9
	Carver	24090	795	795	100.0	0	0.0	4.2	4.6
	Chippewa	24110	266	55	20.7	211	79.3	33.0	36.0
	Chisago	24120	271	271	100.0	0	0.0	7.6	8.2
	Clay	24130	324	324	100.0	0	0.0	5.2	5.7
	Cottonwood	24160	255	0	0.0	255	100.0	39.7	43.3
	Dakota	24180	1,818	1,818	100.0	0	0.0	2.7	3.4
	Douglas	24200	191	191	100.0	0	0.0	7.5	8.1
	Hennepin	24260	5,098	5,098	100.0	0	0.0	1.6	2.4
	Isanti	24290	226	226	100.0	0	0.0	7.2	7.8
	Jackson	24310	107	43	40.2	64	59.8	34.1	37.1
	Kandiyohi	24330	231	231	100.0	0	0.0	8.8	9.5
	Lincoln	24400	118	95	80.5	23	19.5	24.5	26.6
	Lyon	24410	136	136	100.0	0	0.0	9.3	10.1
	McLeod	24420	199	171	85.9	28	14.1	23.9	26.0
	Meeker	24460	512	464	90.6	48	9.4	26.0	28.4
	Mille Lacs	24470	305	238	78.0	67	22.0	17.6	19.1
	Morrison	24480	187	187	100.0	0	0.0	11.1	12.0
	Murray	24500	321	266	82.9	55	17.1	21.4	23.3
	Nobles	24520	268	116	43.3	152	56.7	27.5	30.0
	Pipestone	24580	106	106	100.0	0	0.0	12.0	13.0
	Ramsey	24610	2,586	2,586	100.0	0	0.0	1.4	2.2
	Rock	24660	440	440	100.0	0	0.0	6.7	7.3
	Scott	24690	601	601	100.0	0	0.0	6.1	6.8
	Sherburne	24700	498	498	100.0	0	0.0	5.4	5.8
	Stearns	24720	798	756	94.7	42	5.3	11.6	12.6
	Todd	24760	286	286	100.0	0	0.0	9.1	9.9
Wadena	24790	167	167	100.0	0	0.0	8.6	9.3	
Washington	24810	1,030	1,030	100.0	0	0.0	2.6	3.0	
Wright	24850	743	743	100.0	0	0.0	6.4	6.9	
Yellow Medicine	24860	199	91	45.7	108	54.3	30.2	32.9	
Grand Totals			21,065	20,012	95.0	1,053	5.0	6.7	7.6

Mental Health Providers Licensed Psychologists: LP/Open Access Perform/MNN002

May 10, 2024

Created by...
HealthPartners

Licensed Psychologists: LP
3,242 providers at 1,616 locations
◆ All providers

Licensed Psychologists: LP
Employee Group
National Proxy Census (Open Access Perform)
Provider Group
Licensed Psychologists: LP
21,065 eligible locations
● With access (21,060)
● Without access (5)

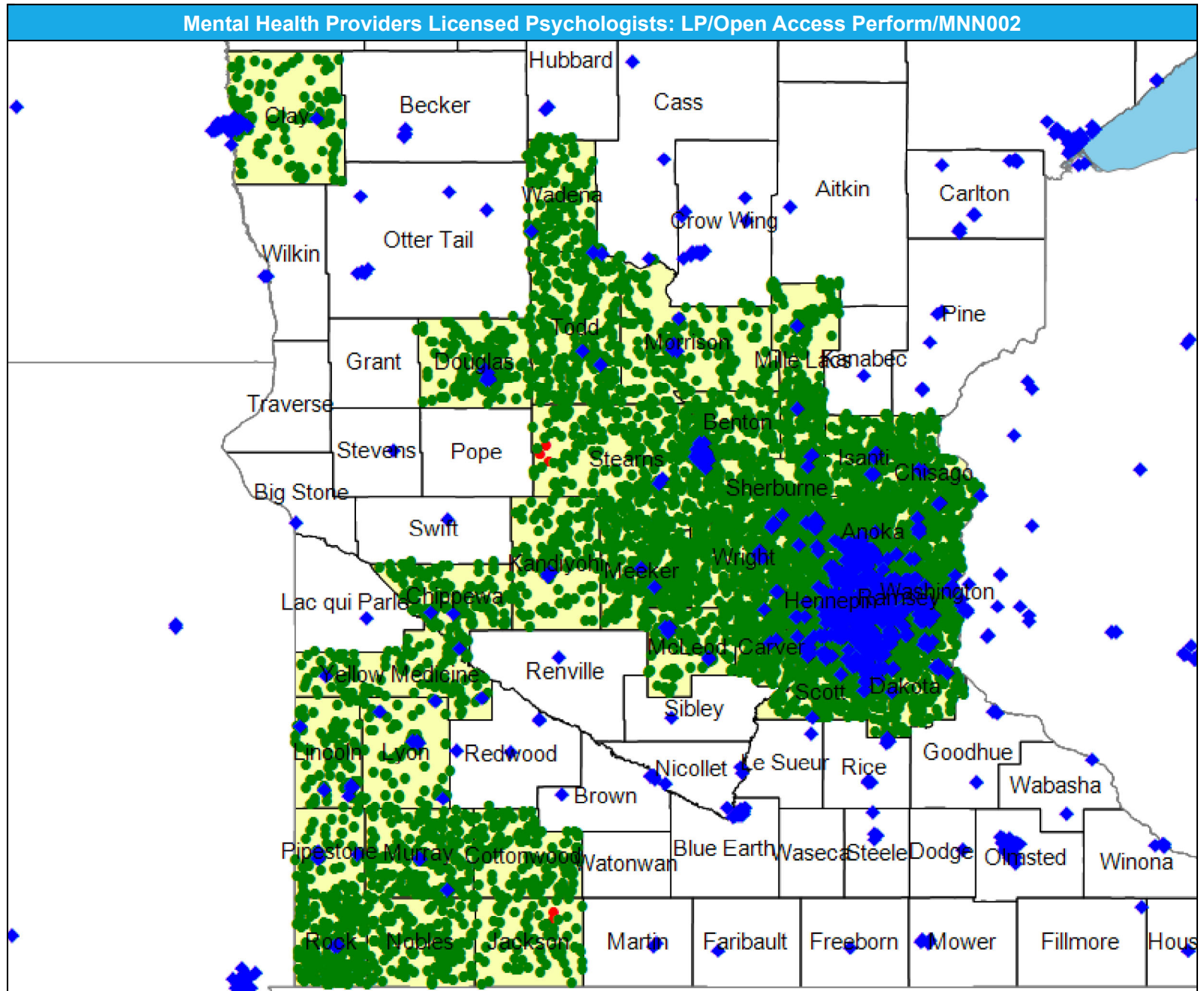
The Access Standard is defined as (National Proxy Census (Open Access Perform)) eligibles accessing:

1 (Licensed Psychologists: LP) provider in 30 miles or 30 minutes

Service Areas

■ Open Access Perform

21.57 miles



Access Detail By County SSA

May 10, 2024

Created by...
HealthPartners

Access Analysis

Licensed Psychologists: LP

Eligible / Provider Groups

National Proxy Census (Open Access Perform)

Licensed Psychologists: LP

¹ The Access Standard is defined as (National Proxy Census (Open Access Perform)) eligibles accessing:

1 (Licensed Psychologists: LP) provider in 30 miles or 30 minutes

Mental Health Providers Licensed Psychologists: LP/Open Access Perform Network/MNN002									
State Name	County	County SSA	Eligible	With Access ¹		Without Access ¹		Average Distance	Average Time
			#	#	%	#	%	1	1
Minnesota	Anoka	24010	1,740	1,740	100.0	0	0.0	2.3	2.8
	Benton	24040	243	243	100.0	0	0.0	6.5	7.1
	Carver	24090	795	795	100.0	0	0.0	3.2	3.5
	Chippewa	24110	266	266	100.0	0	0.0	5.9	6.4
	Chisago	24120	271	271	100.0	0	0.0	5.0	5.4
	Clay	24130	324	324	100.0	0	0.0	4.9	5.3
	Cottonwood	24160	255	255	100.0	0	0.0	21.6	23.5
	Dakota	24180	1,818	1,818	100.0	0	0.0	1.8	2.1
	Douglas	24200	191	191	100.0	0	0.0	7.0	7.6
	Hennepin	24260	5,098	5,098	100.0	0	0.0	1.0	1.5
	Isanti	24290	226	226	100.0	0	0.0	5.1	5.6
	Jackson	24310	107	105	98.1	2	1.9	23.7	25.8
	Kandiyohi	24330	231	231	100.0	0	0.0	8.1	8.8
	Lincoln	24400	118	118	100.0	0	0.0	5.6	6.1
	Lyon	24410	136	136	100.0	0	0.0	3.4	3.6
	McLeod	24420	199	199	100.0	0	0.0	4.9	5.3
	Meeker	24460	512	512	100.0	0	0.0	7.6	8.2
	Mille Lacs	24470	305	305	100.0	0	0.0	6.1	6.6
	Morrison	24480	187	187	100.0	0	0.0	8.3	9.0
	Murray	24500	321	321	100.0	0	0.0	6.3	6.8
	Nobles	24520	268	268	100.0	0	0.0	17.5	19.1
	Pipestone	24580	106	106	100.0	0	0.0	4.6	5.0
	Ramsey	24610	2,586	2,586	100.0	0	0.0	0.9	1.4
	Rock	24660	440	440	100.0	0	0.0	6.3	6.8
	Scott	24690	601	601	100.0	0	0.0	3.6	3.9
	Sherburne	24700	498	498	100.0	0	0.0	4.7	5.1
	Stearns	24720	798	795	99.6	3	0.4	8.5	9.2
	Todd	24760	286	286	100.0	0	0.0	9.0	9.7
Wadena	24790	167	167	100.0	0	0.0	8.6	9.3	
Washington	24810	1,030	1,030	100.0	0	0.0	1.9	2.2	
Wright	24850	743	743	100.0	0	0.0	5.8	6.3	
Yellow Medicine	24860	199	199	100.0	0	0.0	5.9	6.4	
Grand Totals			21,065	21,060	99.9	5	0.1	3.7	4.2

MH Providers Licensed Marriage and Family Therapists LMFT or LMFTA/Open Access Perform/MNN002

May 10, 2024

Created by...
HealthPartners

Licensed Marriage and Family Therapists: LMFT or LMFTA

2,967 providers at 1,499 locations

◆ All providers

Licensed Marriage and Family Therapists: LMFT or LMFTA

Employee Group

National Proxy Census (Open Access Perform)

Provider Group

Licensed Marriage and Family Therapists: LMFT or LMFTA

21,065 eligible locations

● With access (21,014)

● Without access (51)

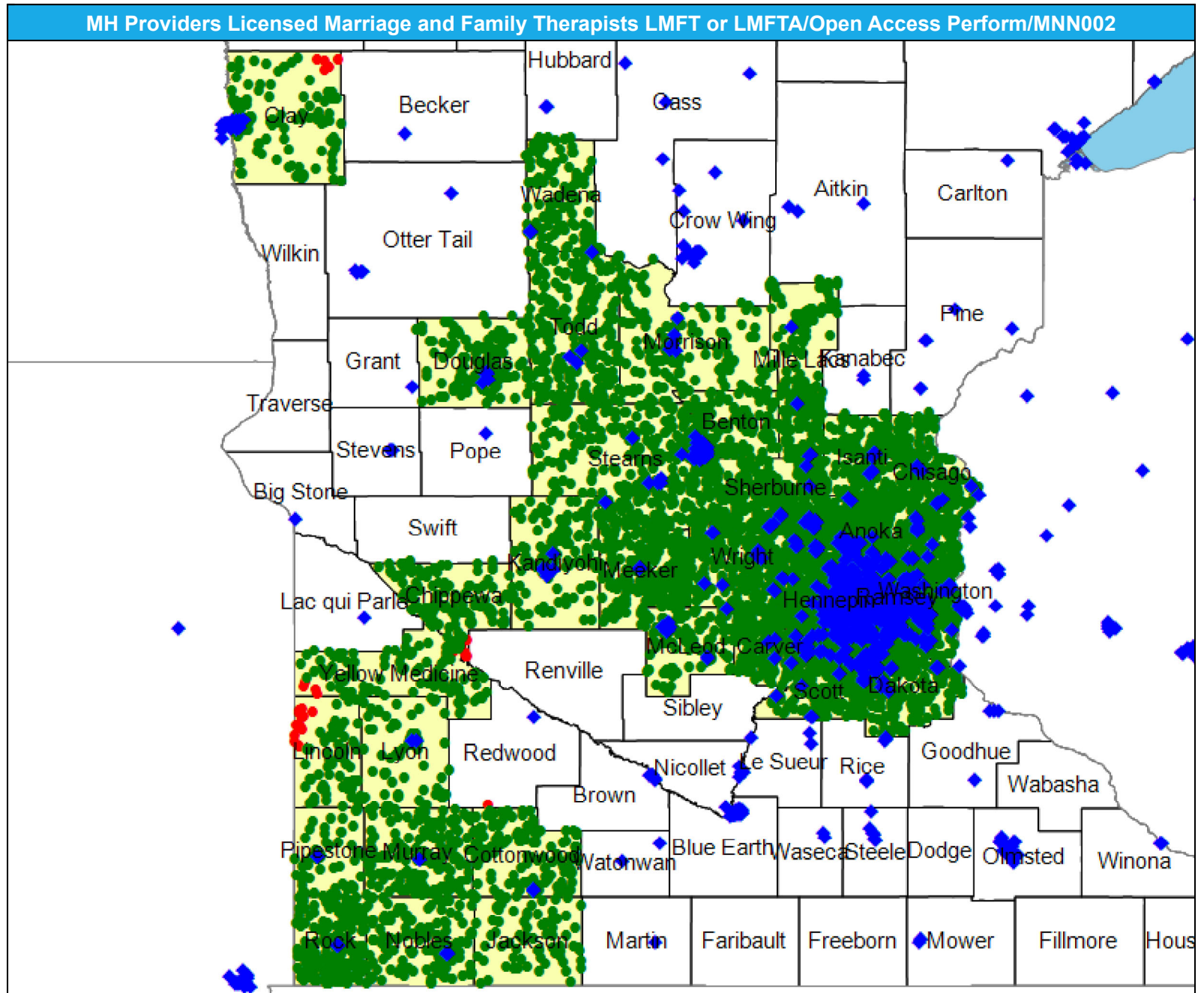
The Access Standard is defined as (National Proxy Census (Open Access Perform)) eligibles accessing:

1 (Licensed Marriage and Family Therapists: LMFT or LMFTA) provider in 30 miles or 30 minutes

Service Areas

■ Open Access Perform

21.57 miles



Access Detail By County SSA

May 10, 2024

Created by...
HealthPartners

Access Analysis

Licensed Marriage and Family Therapists: LMFT or LMFTA

Eligible / Provider Groups

National Proxy Census (Open Access Perform)

Licensed Marriage and Family Therapists: LMFT or LMFTA

¹ The Access Standard is defined as (National Proxy Census (Open Access Perform)) eligibles accessing:

¹ (Licensed Marriage and Family Therapists: LMFT or LMFTA) provider in 30 miles or 30 minutes

MH Providers Licensed Marriage and Family Therapists LMFT or LMFTA/Open Access Perform Network/MNN002									
State Name	County	County SSA	Eligible	With Access ¹		Without Access ¹		Average Distance	Average Time
			#	#	%	#	%	1	1
Minnesota	Anoka	24010	1,740	1,740	100.0	0	0.0	2.1	2.5
	Benton	24040	243	243	100.0	0	0.0	6.1	6.6
	Carver	24090	795	795	100.0	0	0.0	3.0	3.3
	Chippewa	24110	266	250	94.0	16	6.0	21.0	22.9
	Chisago	24120	271	271	100.0	0	0.0	4.6	5.0
	Clay	24130	324	319	98.5	5	1.5	7.9	8.7
	Cottonwood	24160	255	254	99.6	1	0.4	11.1	12.1
	Dakota	24180	1,818	1,818	100.0	0	0.0	1.8	2.1
	Douglas	24200	191	191	100.0	0	0.0	6.7	7.2
	Hennepin	24260	5,098	5,098	100.0	0	0.0	1.0	1.5
	Isanti	24290	226	226	100.0	0	0.0	4.7	5.1
	Jackson	24310	107	107	100.0	0	0.0	14.9	16.2
	Kandiyohi	24330	231	231	100.0	0	0.0	5.7	6.2
	Lincoln	24400	118	97	82.2	21	17.8	24.3	26.5
	Lyon	24410	136	136	100.0	0	0.0	9.0	9.8
	McLeod	24420	199	199	100.0	0	0.0	3.9	4.2
	Meeker	24460	512	512	100.0	0	0.0	7.2	7.8
	Mille Lacs	24470	305	305	100.0	0	0.0	6.2	6.7
	Morrison	24480	187	187	100.0	0	0.0	8.5	9.2
	Murray	24500	321	321	100.0	0	0.0	10.0	10.8
	Nobles	24520	268	268	100.0	0	0.0	8.0	8.7
	Pipestone	24580	106	106	100.0	0	0.0	7.3	7.9
	Ramsey	24610	2,586	2,586	100.0	0	0.0	0.8	1.2
	Rock	24660	440	440	100.0	0	0.0	6.3	6.8
	Scott	24690	601	601	100.0	0	0.0	2.5	2.8
	Sherburne	24700	498	498	100.0	0	0.0	4.3	4.6
	Stearns	24720	798	798	100.0	0	0.0	5.4	5.8
	Todd	24760	286	286	100.0	0	0.0	8.8	9.6
	Wadena	24790	167	167	100.0	0	0.0	8.6	9.3
	Washington	24810	1,030	1,030	100.0	0	0.0	1.6	1.9
	Wright	24850	743	743	100.0	0	0.0	3.0	3.3
	Yellow Medicine	24860	199	191	96.0	8	4.0	23.3	25.4
	Grand Totals		21,065	21,014	99.8	51	0.2	3.7	4.2

MH Providers Licensed Professional Counselors: LPCC or LPC/Open Access Perform/MNN002

May 10, 2024

Created by...
HealthPartners

Licensed Professional Counselors: LPCC or LPC

4,984 providers at 2,070 locations

◆ All providers

Licensed Professional Counselors: LPCC or LPC

Employee Group

National Proxy Census (Open Access Perform)

Provider Group

Licensed Professional Counselors: LPCC or LPC

21,065 eligible locations

● With access (21,065)

● Without access (0)

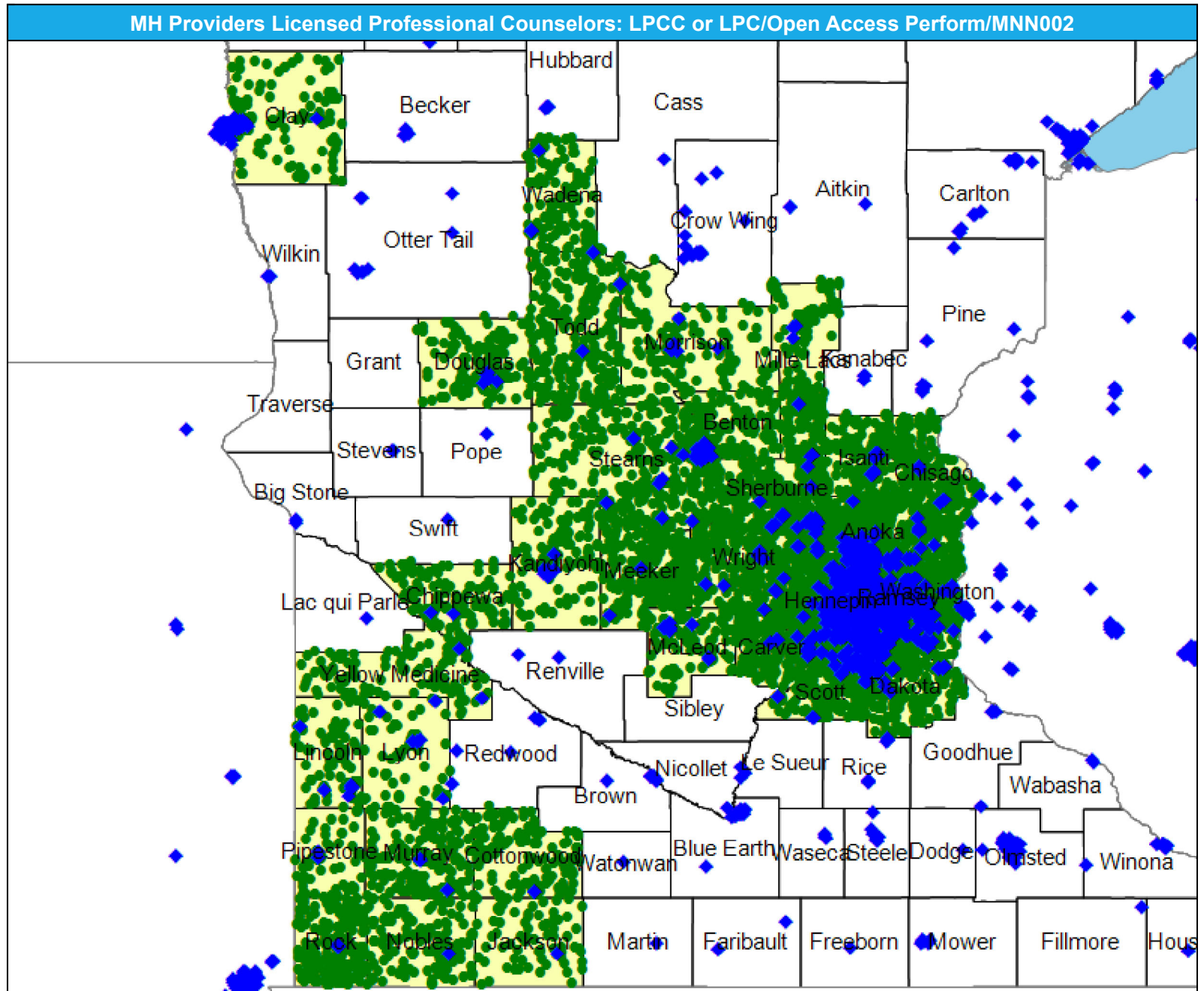
The Access Standard is defined as (National Proxy Census (Open Access Perform)) eligibles accessing:

1 (Licensed Professional Counselors: LPCC or LPC) provider in 30 miles or 30 minutes

Service Areas

■ Open Access Perform

21.57 miles



Access Detail By County SSA

May 10, 2024

Created by...
HealthPartners

Access Analysis

Licensed Professional Counselors: LPCC or LPC

Eligible / Provider Groups

National Proxy Census (Open Access Perform)

Licensed Professional Counselors: LPCC or LPC

¹ The Access Standard is defined as (National Proxy Census (Open Access Perform)) eligibles accessing:

1 (Licensed Professional Counselors: LPCC or LPC) provider in 30 miles or 30 minutes

MH Providers Licensed Professional Counselors: LPCC or LPC/Open Access Perform/MNN002									
State Name	County	County SSA	Eligible	With Access ¹		Without Access ¹		Average Distance	Average Time
			#	#	%	#	%	1	1
Minnesota	Anoka	24010	1,740	1,740	100.0	0	0.0	1.8	2.2
	Benton	24040	243	243	100.0	0	0.0	6.2	6.7
	Carver	24090	795	795	100.0	0	0.0	3.2	3.5
	Chippewa	24110	266	266	100.0	0	0.0	5.8	6.3
	Chisago	24120	271	271	100.0	0	0.0	4.8	5.2
	Clay	24130	324	324	100.0	0	0.0	4.8	5.2
	Cottonwood	24160	255	255	100.0	0	0.0	10.4	11.3
	Dakota	24180	1,818	1,818	100.0	0	0.0	1.8	2.1
	Douglas	24200	191	191	100.0	0	0.0	7.0	7.6
	Hennepin	24260	5,098	5,098	100.0	0	0.0	1.0	1.4
	Isanti	24290	226	226	100.0	0	0.0	4.7	5.1
	Jackson	24310	107	107	100.0	0	0.0	8.5	9.2
	Kandiyohi	24330	231	231	100.0	0	0.0	5.4	5.8
	Lincoln	24400	118	118	100.0	0	0.0	5.7	6.1
	Lyon	24410	136	136	100.0	0	0.0	3.3	3.6
	McLeod	24420	199	199	100.0	0	0.0	4.3	4.7
	Meeker	24460	512	512	100.0	0	0.0	5.6	6.1
	Mille Lacs	24470	305	305	100.0	0	0.0	5.8	6.3
	Morrison	24480	187	187	100.0	0	0.0	6.4	6.9
	Murray	24500	321	321	100.0	0	0.0	6.8	7.4
	Nobles	24520	268	268	100.0	0	0.0	7.9	8.6
	Pipestone	24580	106	106	100.0	0	0.0	6.3	6.8
	Ramsey	24610	2,586	2,586	100.0	0	0.0	0.7	1.2
	Rock	24660	440	440	100.0	0	0.0	6.3	6.9
	Scott	24690	601	601	100.0	0	0.0	2.9	3.2
	Sherburne	24700	498	498	100.0	0	0.0	3.0	3.2
	Stearns	24720	798	798	100.0	0	0.0	5.6	6.0
	Todd	24760	286	286	100.0	0	0.0	9.4	10.2
	Wadena	24790	167	167	100.0	0	0.0	6.0	6.5
	Washington	24810	1,030	1,030	100.0	0	0.0	1.6	1.8
	Wright	24850	743	743	100.0	0	0.0	3.5	3.7
	Yellow Medicine	24860	199	199	100.0	0	0.0	10.5	11.5
	Grand Totals		21,065	21,065	100.0	0	0.0	2.9	3.4

MH Providers Licensed Social Workers: LICSW, LCSW, and LISW/Open Access Perform/MNN002

May 10, 2024

Created by...
HealthPartners

**Licensed Social Workers:
LICSW, LCSW, and LISW**

6,419 providers at 2,743 locations

◆ All providers

**Licensed Social Workers:
LICSW, LCSW, and LISW**

Employee Group

National Proxy Census (Open Access Perform)

Provider Group

Licensed Social Workers:
LICSW, LCSW, and LISW

21,065 eligible locations

● With access (21,060)

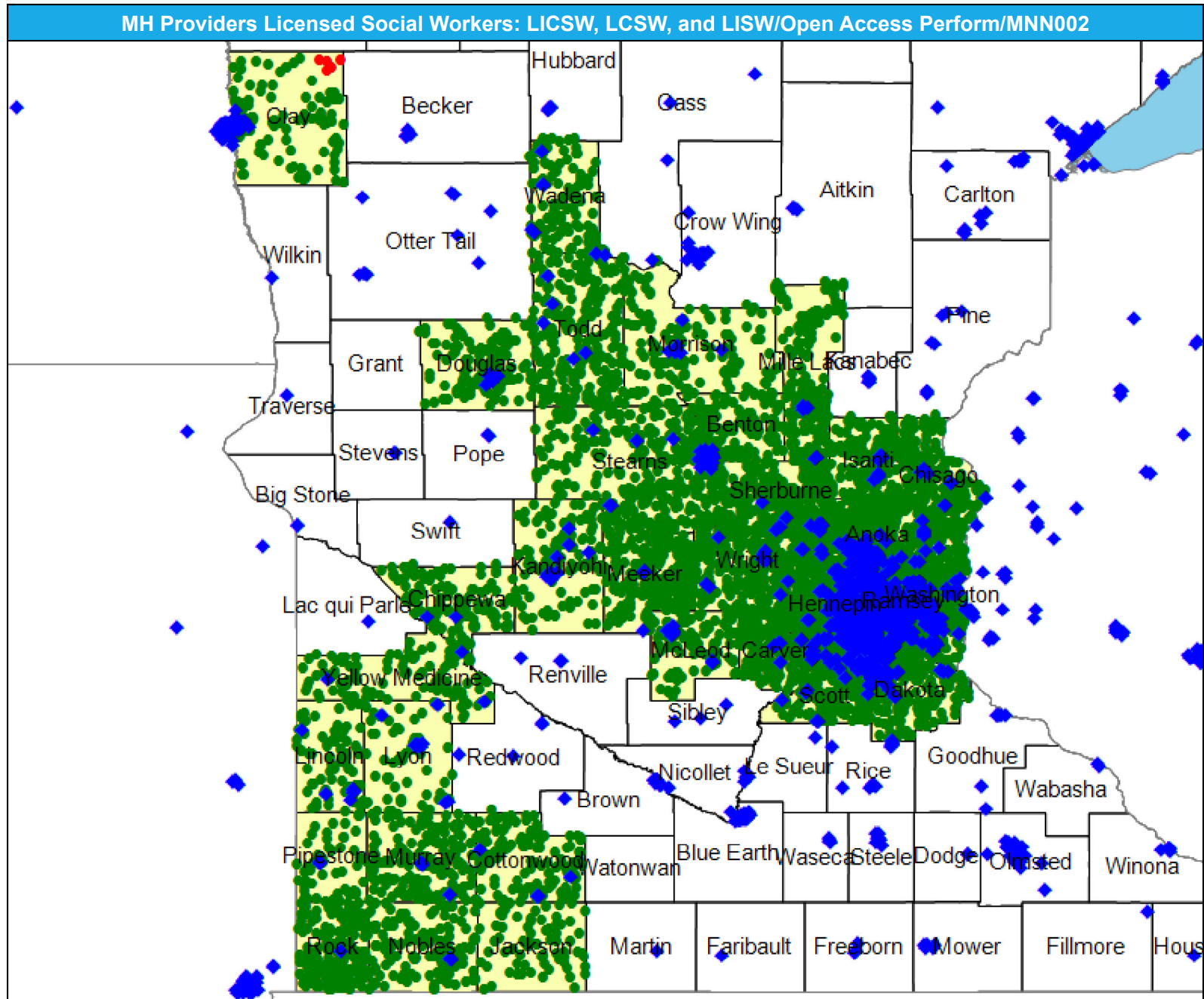
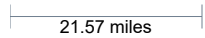
● Without access (5)

The Access Standard is defined as (National Proxy Census (Open Access Perform)) eligibles accessing:

1 (Licensed Social Workers: LICSW, LCSW, and LISW) provider in 30 miles or 30 minutes

Service Areas

■ Open Access Perform



Access Detail By County SSA

May 10, 2024

Created by...
HealthPartners

Access Analysis

Licensed Social Workers:
LICSW, LCSW, and LISW

Eligible / Provider Groups

National Proxy Census (Open
Access Perform)

Licensed Social Workers:
LICSW, LCSW, and LISW

¹ The Access Standard is defined
as (National Proxy Census
(Open Access Perform)) eligibles
accessing:

1 (Licensed Social Workers:
LICSW, LCSW, and LISW)
provider in 30 miles or 30
minutes

MH Providers Licensed Social Workers: LICSW, LCSW, and LISW/Open Access Perform/MNN002									
State Name	County	County SSA	Eligible	With Access ¹		Without Access ¹		Average Distance	Average Time
			#	#	%	#	%	1	1
Minnesota	Anoka	24010	1,740	1,740	100.0	0	0.0	2.1	2.5
	Benton	24040	243	243	100.0	0	0.0	6.5	7.0
	Carver	24090	795	795	100.0	0	0.0	3.2	3.6
	Chippewa	24110	266	266	100.0	0	0.0	5.4	5.9
	Chisago	24120	271	271	100.0	0	0.0	4.6	5.0
	Clay	24130	324	319	98.5	5	1.5	6.9	7.5
	Cottonwood	24160	255	255	100.0	0	0.0	4.6	5.0
	Dakota	24180	1,818	1,818	100.0	0	0.0	1.6	1.9
	Douglas	24200	191	191	100.0	0	0.0	6.6	7.1
	Hennepin	24260	5,098	5,098	100.0	0	0.0	1.0	1.4
	Isanti	24290	226	226	100.0	0	0.0	4.9	5.3
	Jackson	24310	107	107	100.0	0	0.0	14.9	16.3
	Kandiyohi	24330	231	231	100.0	0	0.0	3.9	4.2
	Lincoln	24400	118	118	100.0	0	0.0	5.6	6.1
	Lyon	24410	136	136	100.0	0	0.0	3.3	3.6
	McLeod	24420	199	199	100.0	0	0.0	5.0	5.4
	Meeker	24460	512	512	100.0	0	0.0	6.9	7.5
	Mille Lacs	24470	305	305	100.0	0	0.0	10.0	10.8
	Morrison	24480	187	187	100.0	0	0.0	6.8	7.3
	Murray	24500	321	321	100.0	0	0.0	6.2	6.7
	Nobles	24520	268	268	100.0	0	0.0	7.6	8.2
	Pipestone	24580	106	106	100.0	0	0.0	6.2	6.8
	Ramsey	24610	2,586	2,586	100.0	0	0.0	0.7	1.1
	Rock	24660	440	440	100.0	0	0.0	6.2	6.7
	Scott	24690	601	601	100.0	0	0.0	2.1	2.3
	Sherburne	24700	498	498	100.0	0	0.0	4.1	4.4
	Stearns	24720	798	798	100.0	0	0.0	5.5	5.9
	Todd	24760	286	286	100.0	0	0.0	6.7	7.3
	Wadena	24790	167	167	100.0	0	0.0	4.7	5.1
	Washington	24810	1,030	1,030	100.0	0	0.0	1.5	1.7
Wright	24850	743	743	100.0	0	0.0	3.3	3.5	
Yellow Medicine	24860	199	199	100.0	0	0.0	5.9	6.4	
Grand Totals			21,065	21,060	99.9	5	0.1	2.9	3.3

MH Providers: Other providers designated as licensed mental health providers/Open Access Perform/MNN002

May 10, 2024

Created by...
HealthPartners

Other providers designated as licensed mental health providers

1,198 providers at 1,104 locations
◆ All providers

Other providers designated as licensed mental health providers

Employee Group
National Proxy Census (Open Access Perform)
Provider Group
Other providers designated as licensed mental health providers

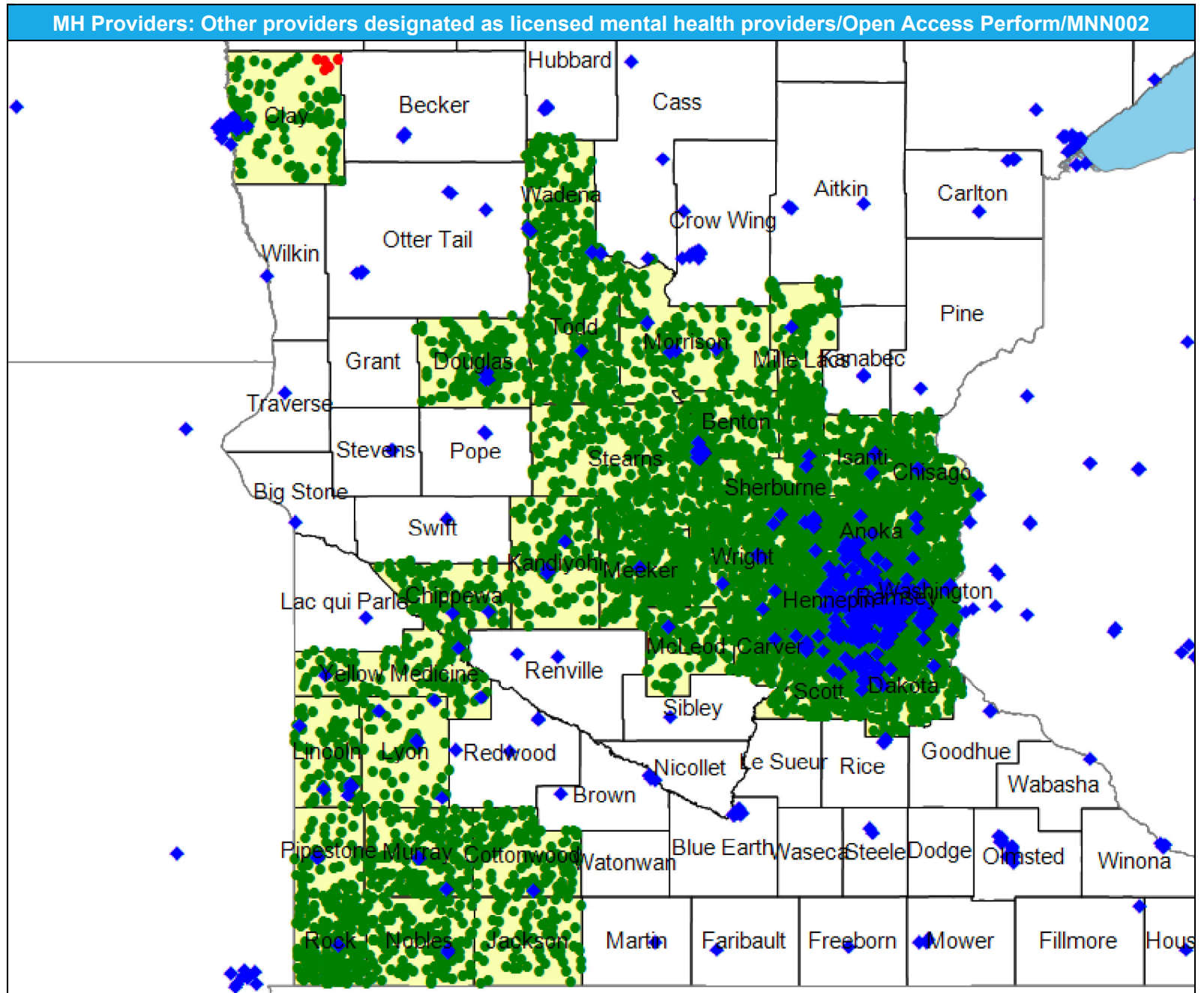
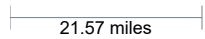
21,065 eligible locations
● With access (21,060)
● Without access (5)

The Access Standard is defined as (National Proxy Census (Open Access Perform)) eligibles accessing:

1 (Other providers designated as licensed mental health providers) provider in 30 miles or 30 minutes

Service Areas

■ Open Access Perform



Access Detail By County SSA

May 10, 2024

Created by...
HealthPartners

Access Analysis

Other providers designated as licensed mental health providers

Eligible / Provider Groups

National Proxy Census (Open Access Perform)

Other providers designated as licensed mental health providers

¹ The Access Standard is defined as (National Proxy Census (Open Access Perform)) eligibles accessing:

¹ (Other providers designated as licensed mental health providers) provider in 30 miles or 30 minutes

MH Providers: Other providers designated as licensed mental health providers/Open Access Perform/MNN002									
State Name	County	County SSA	Eligible	With Access ¹		Without Access ¹		Average Distance	Average Time
			#	#	%	#	%	1	1
Minnesota	Anoka	24010	1,740	1,740	100.0	0	0.0	2.8	3.4
	Benton	24040	243	243	100.0	0	0.0	7.9	8.7
	Carver	24090	795	795	100.0	0	0.0	3.9	4.3
	Chippewa	24110	266	266	100.0	0	0.0	8.1	8.8
	Chisago	24120	271	271	100.0	0	0.0	6.5	7.0
	Clay	24130	324	319	98.5	5	1.5	7.9	8.7
	Cottonwood	24160	255	255	100.0	0	0.0	10.3	11.1
	Dakota	24180	1,818	1,818	100.0	0	0.0	2.4	2.9
	Douglas	24200	191	191	100.0	0	0.0	7.4	8.0
	Hennepin	24260	5,098	5,098	100.0	0	0.0	1.6	2.3
	Isanti	24290	226	226	100.0	0	0.0	5.4	5.9
	Jackson	24310	107	107	100.0	0	0.0	15.2	16.6
	Kandiyohi	24330	231	231	100.0	0	0.0	5.5	6.0
	Lincoln	24400	118	118	100.0	0	0.0	5.6	6.1
	Lyon	24410	136	136	100.0	0	0.0	3.7	4.0
	McLeod	24420	199	199	100.0	0	0.0	9.3	10.1
	Meeker	24460	512	512	100.0	0	0.0	8.7	9.5
	Mille Lacs	24470	305	305	100.0	0	0.0	10.7	11.6
	Morrison	24480	187	187	100.0	0	0.0	7.1	7.7
	Murray	24500	321	321	100.0	0	0.0	6.8	7.4
	Nobles	24520	268	268	100.0	0	0.0	7.6	8.3
	Pipestone	24580	106	106	100.0	0	0.0	6.3	6.8
	Ramsey	24610	2,586	2,586	100.0	0	0.0	1.1	1.7
	Rock	24660	440	440	100.0	0	0.0	6.3	6.9
	Scott	24690	601	601	100.0	0	0.0	5.0	5.5
	Sherburne	24700	498	498	100.0	0	0.0	5.0	5.5
	Stearns	24720	798	798	100.0	0	0.0	11.0	12.0
	Todd	24760	286	286	100.0	0	0.0	9.7	10.5
Wadena	24790	167	167	100.0	0	0.0	8.5	9.3	
Washington	24810	1,030	1,030	100.0	0	0.0	2.3	2.7	
Wright	24850	743	743	100.0	0	0.0	5.9	6.4	
Yellow Medicine	24860	199	199	100.0	0	0.0	6.0	6.5	
Grand Totals			21,065	21,060	99.9	5	0.1	4.1	4.7

Pediatric Services Providers (Primary Care)/Open Access Perform Network/MNN002

May 15, 2024

Created by...
HealthPartners

Pediatric Services

2,793 providers at 1,433 locations

◆ All providers

Pediatric Services Providers

Employee Group

National Proxy Census (Open Access Perform)

Provider Group

Pediatric Services

21,065 eligible locations

● With access (21,065)

● Without access (0)

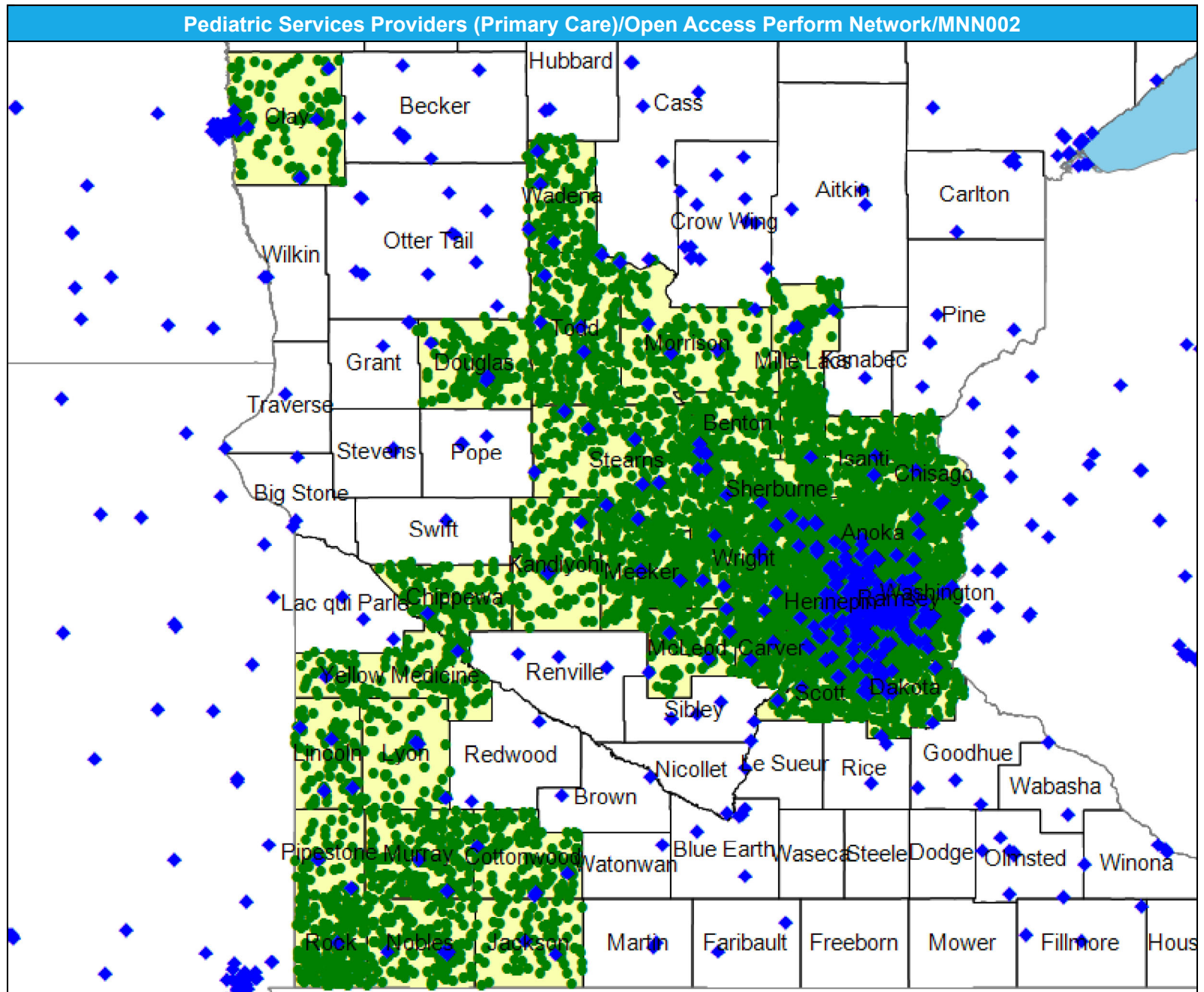
The Access Standard is defined as (National Proxy Census (Open Access Perform)) eligibles accessing:

1 (Pediatric Services) provider in 30 miles or 30 minutes

Service Areas

■ Open Access Perform

21.57 miles



Access Detail By County SSA

May 15, 2024

Created by...
HealthPartners

Access Analysis
Pediatric Services Providers

Eligible / Provider Groups
National Proxy Census (Open Access Perform)
Pediatric Services

¹ The Access Standard is defined as (National Proxy Census (Open Access Perform)) eligibles accessing:

¹ (Pediatric Services) provider in 30 miles or 30 minutes

Pediatric Services Providers (Primary Care)/Open Access Perform Network/MNN002									
State Name	County	County SSA	Eligible	With Access ¹		Without Access ¹		Average Distance	Average Time
			#	#	%	#	%	1	1
Minnesota	Anoka	24010	1,740	1,740	100.0	0	0.0	3.1	3.8
	Benton	24040	243	243	100.0	0	0.0	7.9	8.7
	Carver	24090	795	795	100.0	0	0.0	2.7	2.9
	Chippewa	24110	266	266	100.0	0	0.0	6.6	7.2
	Chisago	24120	271	271	100.0	0	0.0	5.3	5.8
	Clay	24130	324	324	100.0	0	0.0	3.4	3.7
	Cottonwood	24160	255	255	100.0	0	0.0	4.6	4.9
	Dakota	24180	1,818	1,818	100.0	0	0.0	2.0	2.4
	Douglas	24200	191	191	100.0	0	0.0	5.7	6.2
	Hennepin	24260	5,098	5,098	100.0	0	0.0	1.3	2.0
	Isanti	24290	226	226	100.0	0	0.0	5.6	6.1
	Jackson	24310	107	107	100.0	0	0.0	6.1	6.6
	Kandiyohi	24330	231	231	100.0	0	0.0	5.6	6.1
	Lincoln	24400	118	118	100.0	0	0.0	3.8	4.1
	Lyon	24410	136	136	100.0	0	0.0	5.7	6.2
	McLeod	24420	199	199	100.0	0	0.0	3.3	3.5
	Meeker	24460	512	512	100.0	0	0.0	5.2	5.6
	Mille Lacs	24470	305	305	100.0	0	0.0	8.7	9.5
	Morrison	24480	187	187	100.0	0	0.0	6.3	6.8
	Murray	24500	321	321	100.0	0	0.0	6.1	6.6
	Nobles	24520	268	268	100.0	0	0.0	5.0	5.4
	Pipestone	24580	106	106	100.0	0	0.0	4.2	4.5
	Ramsey	24610	2,586	2,586	100.0	0	0.0	1.1	1.7
	Rock	24660	440	440	100.0	0	0.0	6.1	6.6
	Scott	24690	601	601	100.0	0	0.0	3.0	3.3
	Sherburne	24700	498	498	100.0	0	0.0	4.2	4.6
	Stearns	24720	798	798	100.0	0	0.0	3.8	4.2
	Todd	24760	286	286	100.0	0	0.0	6.4	7.0
Wadena	24790	167	167	100.0	0	0.0	4.9	5.3	
Washington	24810	1,030	1,030	100.0	0	0.0	2.3	2.7	
Wright	24850	743	743	100.0	0	0.0	3.2	3.5	
Yellow Medicine	24860	199	199	100.0	0	0.0	7.0	7.6	
Grand Totals			21,065	21,065	100.0	0	0.0	3.0	3.5

Allergy, Immunology and Rheumatology/Open Access Perform Network/MNN002

May 10, 2024

Created by...
HealthPartners

Allergy, Immunology and Rheumatology

364 providers at 350 locations

◆ All providers

Allergy, Immunology and Rheumatology

Employee Group

National Proxy Census (Open Access Perform)

Provider Group

Allergy, Immunology and Rheumatology

21,065 eligible locations

● With access (21,065)

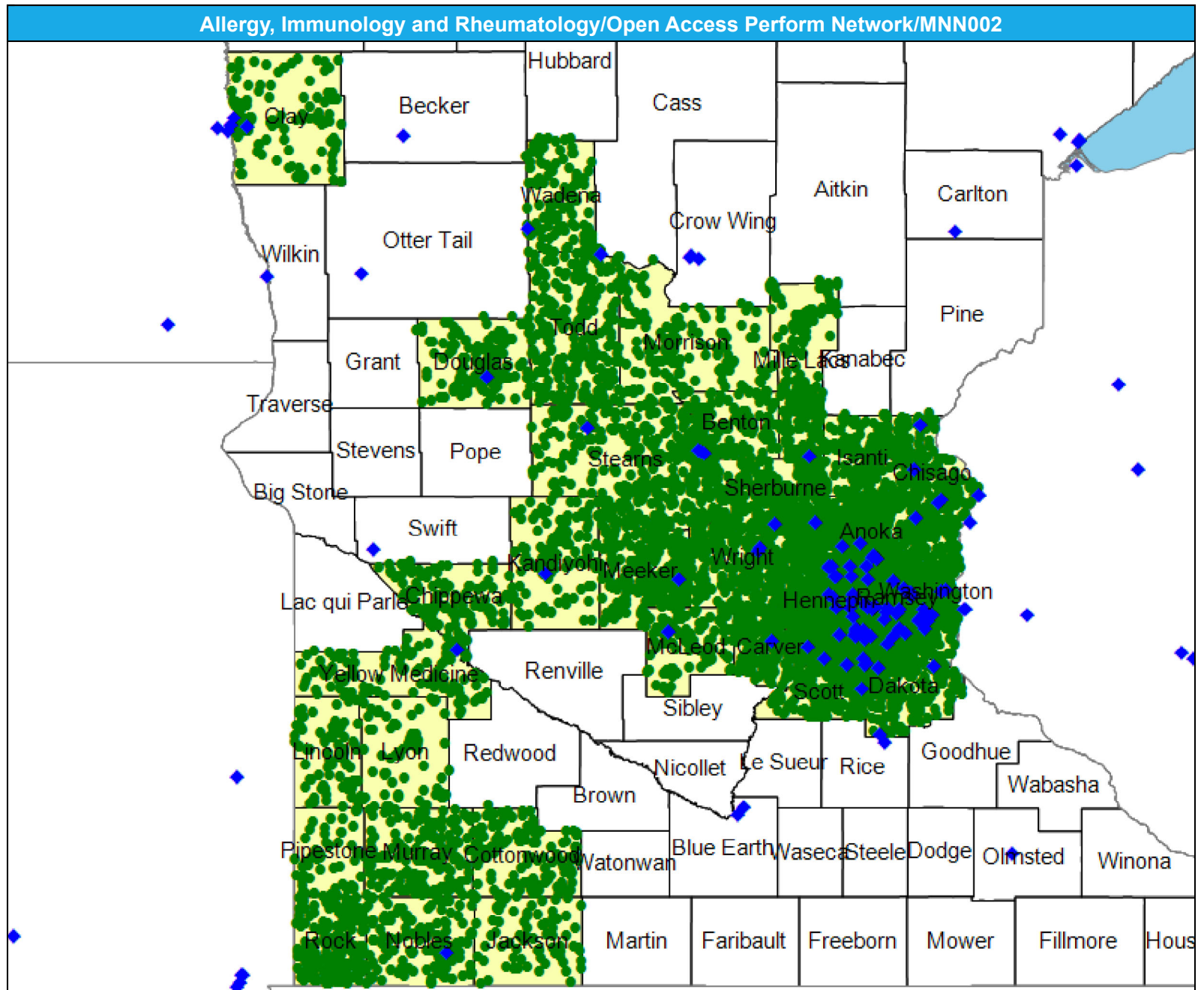
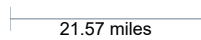
● Without access (0)

The Access Standard is defined as (National Proxy Census (Open Access Perform)) eligibles accessing:

1 (Allergy, Immunology and Rheumatology) provider in 60 miles or 60 minutes

Service Areas

■ Open Access Perform



Access Detail By County SSA

May 10, 2024

Created by...
HealthPartners

Access Analysis

Allergy, Immunology and Rheumatology

Eligible / Provider Groups

National Proxy Census (Open Access Perform)

Allergy, Immunology and Rheumatology

¹ The Access Standard is defined as (National Proxy Census (Open Access Perform)) eligibles accessing:

1 (Allergy, Immunology and Rheumatology) provider in 60 miles or 60 minutes

Allergy, Immunology and Rheumatology/Open Access Perform Network/MNN002										
State Name	County	County SSA	Eligible		With Access ¹		Without Access ¹		Average Distance	Average Time
			#	%	#	%	#	%	1	1
Minnesota	Anoka	24010	1,740	100.0	1,740	100.0	0	0.0	4.2	5.1
	Benton	24040	243	100.0	243	100.0	0	0.0	8.9	10.4
	Carver	24090	795	100.0	795	100.0	0	0.0	5.6	6.2
	Chippewa	24110	266	100.0	266	100.0	0	0.0	15.6	16.9
	Chisago	24120	271	100.0	271	100.0	0	0.0	4.2	4.5
	Clay	24130	324	100.0	324	100.0	0	0.0	8.6	9.5
	Cottonwood	24160	255	100.0	255	100.0	0	0.0	36.3	39.5
	Dakota	24180	1,818	100.0	1,818	100.0	0	0.0	3.4	4.3
	Douglas	24200	191	100.0	191	100.0	0	0.0	8.2	8.9
	Hennepin	24260	5,098	100.0	5,098	100.0	0	0.0	2.9	4.4
	Isanti	24290	226	100.0	226	100.0	0	0.0	12.8	14.0
	Jackson	24310	107	100.0	107	100.0	0	0.0	20.1	21.8
	Kandiyohi	24330	231	100.0	231	100.0	0	0.0	9.0	9.8
	Lincoln	24400	118	100.0	118	100.0	0	0.0	30.3	33.1
	Lyon	24410	136	100.0	136	100.0	0	0.0	35.0	38.1
	McLeod	24420	199	100.0	199	100.0	0	0.0	10.2	11.1
	Meeker	24460	512	100.0	512	100.0	0	0.0	13.1	14.2
	Mille Lacs	24470	305	100.0	305	100.0	0	0.0	19.1	20.8
	Morrison	24480	187	100.0	187	100.0	0	0.0	24.5	27.2
	Murray	24500	321	100.0	321	100.0	0	0.0	29.9	32.6
	Nobles	24520	268	100.0	268	100.0	0	0.0	9.9	10.7
	Pipestone	24580	106	100.0	106	100.0	0	0.0	39.2	43.0
	Ramsey	24610	2,586	100.0	2,586	100.0	0	0.0	2.3	3.7
	Rock	24660	440	100.0	440	100.0	0	0.0	28.8	32.6
	Scott	24690	601	100.0	601	100.0	0	0.0	6.0	6.6
	Sherburne	24700	498	100.0	498	100.0	0	0.0	6.6	7.2
	Stearns	24720	798	100.0	798	100.0	0	0.0	10.0	11.5
	Todd	24760	286	100.0	286	100.0	0	0.0	16.1	17.6
	Wadena	24790	167	100.0	167	100.0	0	0.0	11.5	12.5
	Washington	24810	1,030	100.0	1,030	100.0	0	0.0	3.9	4.6
Wright	24850	743	100.0	743	100.0	0	0.0	8.2	8.9	
Yellow Medicine	24860	199	100.0	199	100.0	0	0.0	19.4	21.2	
Grand Totals			21,065	100.0	21,065	100.0	0	0.0	7.5	8.8

Anesthesiology Physicians and Certified Registered Nurse Anesthetists/Open Access Perform/MNN002

May 10, 2024

Created by...
HealthPartners

Anesthesiology Physicians and Certified Registered Nurse Anesthetists

5,212 providers at 562 locations
◆ All providers

Anesthesiology Physicians and Certified Registered Nurse Anesthetists

Employee Group
National Proxy Census (Open Access Perform)
Provider Group
Anesthesiology Physicians and Certified Registered Nurse Anesthetists

21,065 eligible locations
● With access (21,065)
● Without access (0)

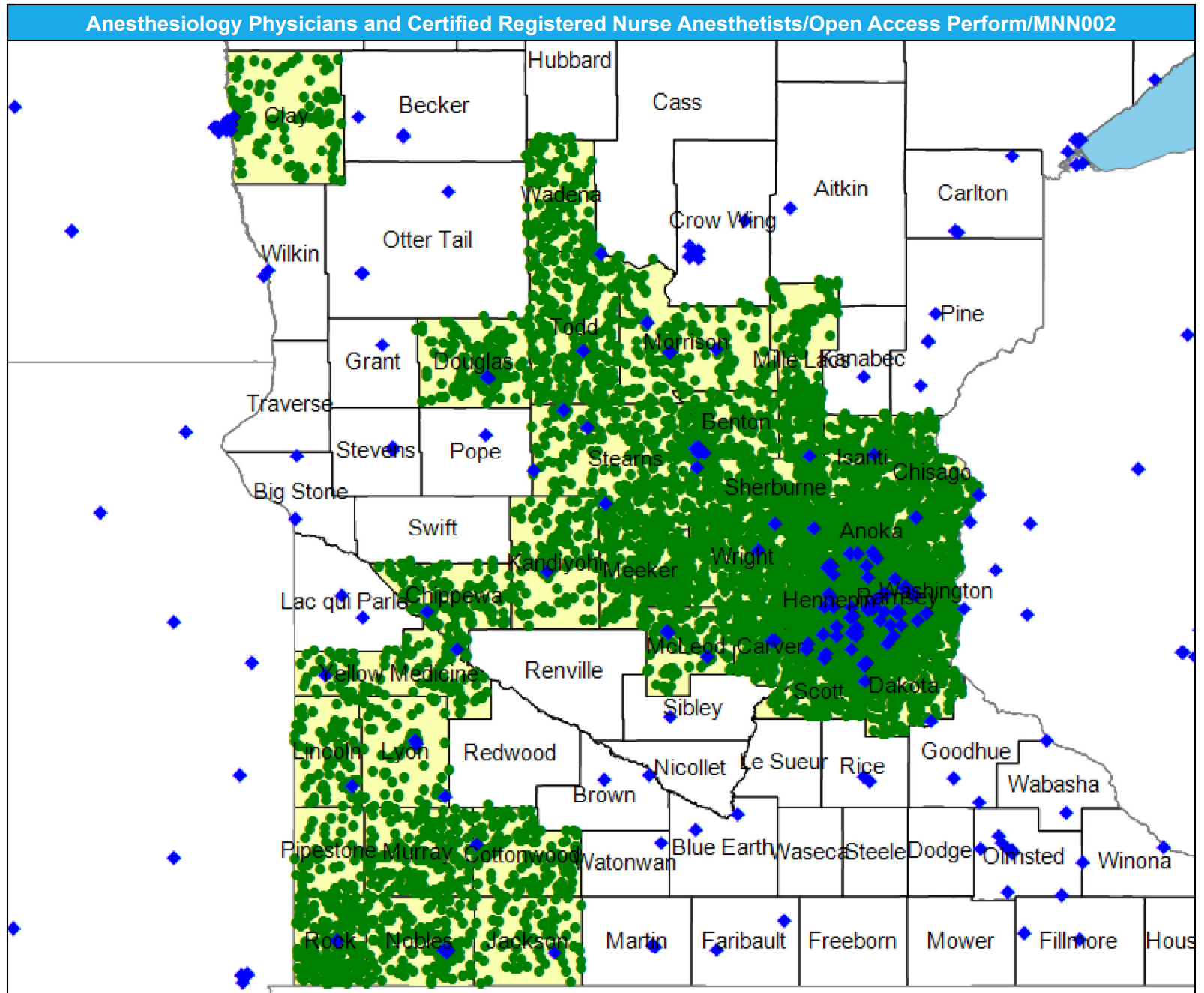
The Access Standard is defined as (National Proxy Census (Open Access Perform)) eligibles accessing:

1 (Anesthesiology Physicians and Certified Registered Nurse Anesthetists) provider in 60 miles or 60 minutes

Service Areas

■ Open Access Perform

21.57 miles



Access Detail By County SSA

May 10, 2024

Created by...
HealthPartners

Access Analysis

Anesthesiology Physicians and Certified Registered Nurse Anesthetists

Eligible / Provider Groups

National Proxy Census (Open Access Perform)

Anesthesiology Physicians and Certified Registered Nurse Anesthetists

¹ The Access Standard is defined as (National Proxy Census (Open Access Perform)) eligibles accessing:

1 (Anesthesiology Physicians and Certified Registered Nurse Anesthetists) provider in 60 miles or 60 minutes

Anesthesiology Physicians and Certified Registered Nurse Anesthetists/Open Access Perform/MNN002										
State Name	County	County SSA	Eligible		With Access ¹		Without Access ¹		Average Distance	Average Time
			#	%	#	%	#	%	1	1
Minnesota	Anoka	24010	1,740	100.0	1,740	100.0	0	0.0	4.5	5.7
	Benton	24040	243	100.0	243	100.0	0	0.0	8.4	9.3
	Carver	24090	795	100.0	795	100.0	0	0.0	4.8	5.3
	Chippewa	24110	266	100.0	266	100.0	0	0.0	6.8	7.4
	Chisago	24120	271	100.0	271	100.0	0	0.0	9.6	10.4
	Clay	24130	324	100.0	324	100.0	0	0.0	7.7	8.7
	Cottonwood	24160	255	100.0	255	100.0	0	0.0	17.1	18.6
	Dakota	24180	1,818	100.0	1,818	100.0	0	0.0	5.1	6.1
	Douglas	24200	191	100.0	191	100.0	0	0.0	7.7	8.3
	Hennepin	24260	5,098	100.0	5,098	100.0	0	0.0	3.0	4.6
	Isanti	24290	226	100.0	226	100.0	0	0.0	7.4	8.1
	Jackson	24310	107	100.0	107	100.0	0	0.0	10.1	11.0
	Kandiyohi	24330	231	100.0	231	100.0	0	0.0	7.4	8.0
	Lincoln	24400	118	100.0	118	100.0	0	0.0	11.8	12.9
	Lyon	24410	136	100.0	136	100.0	0	0.0	5.8	6.2
	McLeod	24420	199	100.0	199	100.0	0	0.0	5.8	6.3
	Meeker	24460	512	100.0	512	100.0	0	0.0	18.1	19.7
	Mille Lacs	24470	305	100.0	305	100.0	0	0.0	15.6	17.0
	Morrison	24480	187	100.0	187	100.0	0	0.0	7.4	8.1
	Murray	24500	321	100.0	321	100.0	0	0.0	17.4	18.9
	Nobles	24520	268	100.0	268	100.0	0	0.0	8.2	8.9
	Pipestone	24580	106	100.0	106	100.0	0	0.0	21.4	23.3
	Ramsey	24610	2,586	100.0	2,586	100.0	0	0.0	2.2	3.6
	Rock	24660	440	100.0	440	100.0	0	0.0	7.1	7.7
	Scott	24690	601	100.0	601	100.0	0	0.0	6.8	7.6
	Sherburne	24700	498	100.0	498	100.0	0	0.0	6.8	7.4
	Stearns	24720	798	100.0	798	100.0	0	0.0	6.3	6.9
	Todd	24760	286	100.0	286	100.0	0	0.0	9.6	10.4
	Wadena	24790	167	100.0	167	100.0	0	0.0	22.2	24.2
	Washington	24810	1,030	100.0	1,030	100.0	0	0.0	6.1	7.4
Wright	24850	743	100.0	743	100.0	0	0.0	8.7	9.5	
Yellow Medicine	24860	199	100.0	199	100.0	0	0.0	8.0	8.7	
Grand Totals			21,065	100.0	21,065	100.0	0	0.0	6.0	7.1

Cardiac Surgery/Open Access Perform Network/MNN002

May 10, 2024

Created by...
HealthPartners

Cardiac Surgery

230 providers at 154 locations

◆ All providers

Cardiac Surgery

Employee Group

National Proxy Census (Open Access Perform)

Provider Group

Cardiac Surgery

21,065 eligible locations

● With access (19,463)

● Without access (1,602)

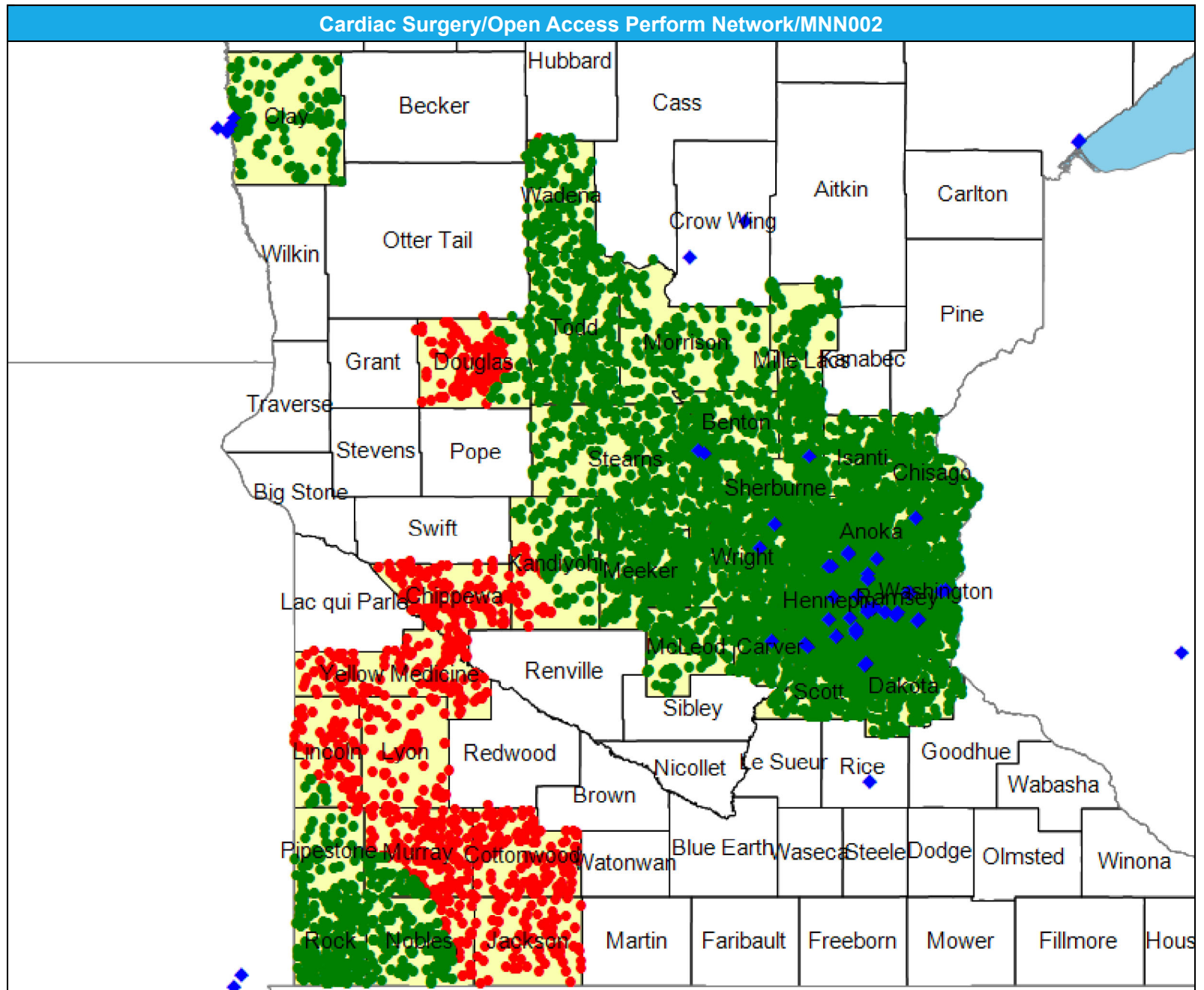
The Access Standard is defined as (National Proxy Census (Open Access Perform)) eligibles accessing:

1 (Cardiac Surgery) provider in 60 miles or 60 minutes

Service Areas

■ Open Access Perform

21.57 miles



Access Detail By County SSA

May 10, 2024

Created by...
HealthPartners

Access Analysis

Cardiac Surgery

Eligible / Provider Groups

National Proxy Census (Open Access Perform)
Cardiac Surgery

¹ The Access Standard is defined as (National Proxy Census (Open Access Perform)) eligibles accessing:

¹ (Cardiac Surgery) provider in 60 miles or 60 minutes

Cardiac Surgery/Open Access Perform Network/MNN002									
State Name	County	County SSA	Eligible	With Access ¹		Without Access ¹		Average Distance	Average Time
			#	#	%	#	%	1	1
Minnesota	Anoka	24010	1,740	1,740	100.0	0	0.0	5.4	6.9
	Benton	24040	243	243	100.0	0	0.0	8.9	10.4
	Carver	24090	795	795	100.0	0	0.0	5.4	5.9
	Chippewa	24110	266	0	0.0	266	100.0	87.3	98.6
	Chisago	24120	271	271	100.0	0	0.0	14.9	16.2
	Clay	24130	324	324	100.0	0	0.0	10.0	11.5
	Cottonwood	24160	255	0	0.0	255	100.0	86.4	100.4
	Dakota	24180	1,818	1,818	100.0	0	0.0	7.8	10.0
	Douglas	24200	191	28	14.7	163	85.3	64.5	74.4
	Hennepin	24260	5,098	5,098	100.0	0	0.0	3.4	5.2
	Isanti	24290	226	226	100.0	0	0.0	17.5	19.1
	Jackson	24310	107	0	0.0	107	100.0	83.7	97.0
	Kandiyohi	24330	231	179	77.5	52	22.5	56.1	62.4
	Lincoln	24400	118	16	13.6	102	86.4	68.3	81.9
	Lyon	24410	136	0	0.0	136	100.0	84.7	100.9
	McLeod	24420	199	199	100.0	0	0.0	25.4	27.7
	Meeker	24460	512	512	100.0	0	0.0	33.0	36.3
	Mille Lacs	24470	305	305	100.0	0	0.0	18.9	20.6
	Morrison	24480	187	187	100.0	0	0.0	26.4	29.5
	Murray	24500	321	51	15.9	270	84.1	66.4	79.7
	Nobles	24520	268	222	82.8	46	17.2	54.8	65.7
	Pipestone	24580	106	101	95.3	5	4.7	47.4	56.8
	Ramsey	24610	2,586	2,586	100.0	0	0.0	2.9	4.8
	Rock	24660	440	440	100.0	0	0.0	31.0	37.2
	Scott	24690	601	601	100.0	0	0.0	9.7	11.3
	Sherburne	24700	498	498	100.0	0	0.0	9.0	9.9
	Stearns	24720	798	798	100.0	0	0.0	15.9	19.0
	Todd	24760	286	286	100.0	0	0.0	40.7	45.6
	Wadena	24790	167	166	99.4	1	0.6	44.6	48.6
	Washington	24810	1,030	1,030	100.0	0	0.0	5.5	6.6
Wright	24850	743	743	100.0	0	0.0	10.1	11.1	
Yellow Medicine	24860	199	0	0.0	199	100.0	90.5	102.5	
Grand Totals			21,065	19,463	92.4	1,602	7.6	15.5	18.4

Cardiovascular Disease/Open Access Perform Network/MNN002

May 10, 2024

Created by...
HealthPartners

Cardiovascular Disease

1,160 providers at 675 locations

◆ All providers

Cardiovascular Disease

Employee Group

National Proxy Census (Open Access Perform)

Provider Group

Cardiovascular Disease

21,065 eligible locations

● With access (21,065)

● Without access (0)

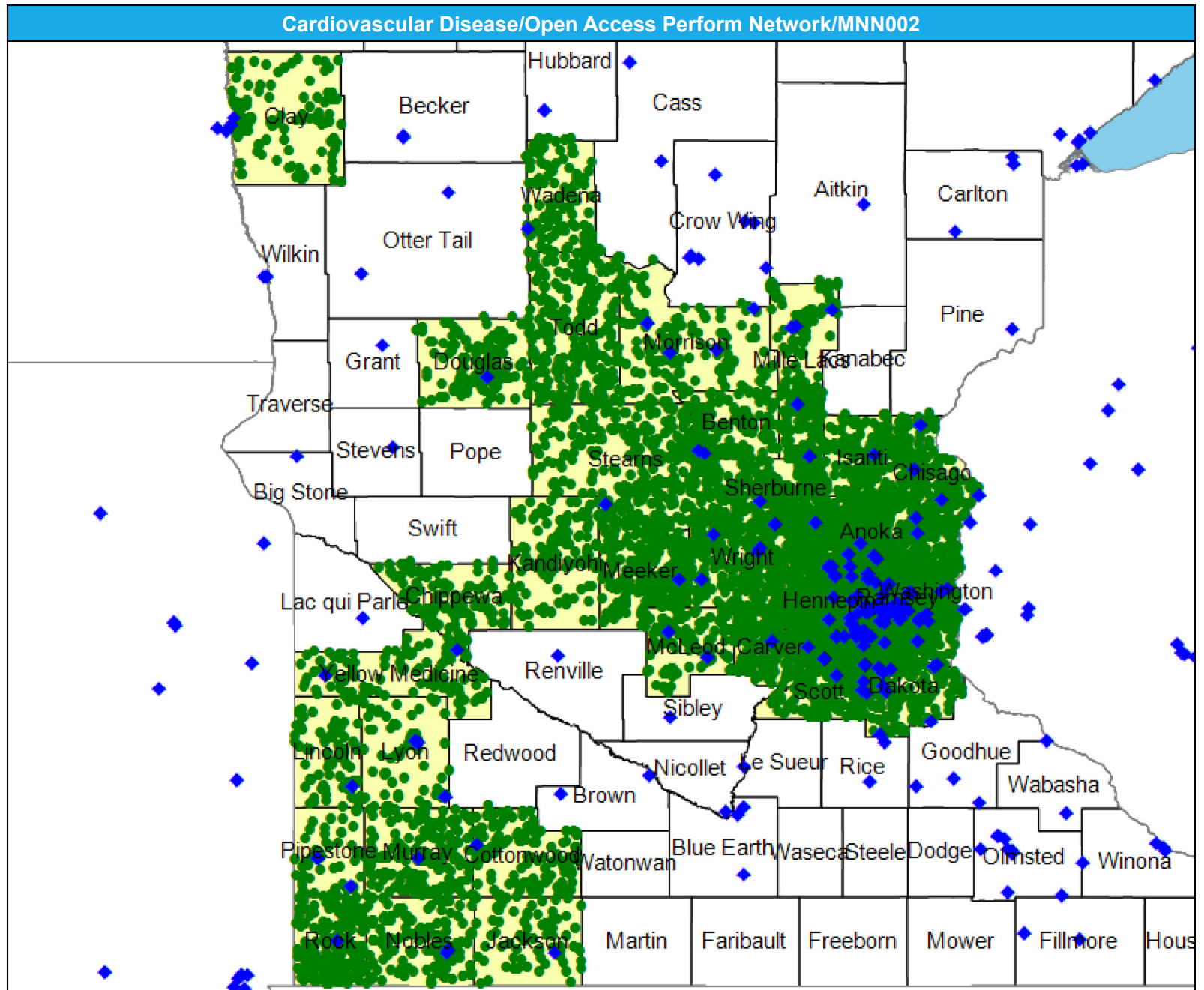
The Access Standard is defined as (National Proxy Census (Open Access Perform)) eligibles accessing:

1 (Cardiovascular Disease) provider in 60 miles or 60 minutes

Service Areas

■ Open Access Perform

21.57 miles



Access Detail By County SSA

May 10, 2024

Created by...
HealthPartners

Access Analysis

Cardiovascular Disease

Eligible / Provider Groups

National Proxy Census (Open Access Perform)

Cardiovascular Disease

¹ The Access Standard is defined as (National Proxy Census (Open Access Perform)) eligibles accessing:

1 (Cardiovascular Disease) provider in 60 miles or 60 minutes

Cardiovascular Disease/Open Access Perform Network/MNN002									
State Name	County	County SSA	Eligible	With Access ¹		Without Access ¹		Average Distance	Average Time
			#	#	%	#	%	1	1
Minnesota	Anoka	24010	1,740	1,740	100.0	0	0.0	4.4	5.3
	Benton	24040	243	243	100.0	0	0.0	7.6	8.7
	Carver	24090	795	795	100.0	0	0.0	5.4	6.0
	Chippewa	24110	266	266	100.0	0	0.0	16.4	17.9
	Chisago	24120	271	271	100.0	0	0.0	4.1	4.5
	Clay	24130	324	324	100.0	0	0.0	9.3	10.6
	Cottonwood	24160	255	255	100.0	0	0.0	16.3	17.7
	Dakota	24180	1,818	1,818	100.0	0	0.0	2.8	3.6
	Douglas	24200	191	191	100.0	0	0.0	7.7	8.4
	Hennepin	24260	5,098	5,098	100.0	0	0.0	2.7	4.0
	Isanti	24290	226	226	100.0	0	0.0	6.8	7.4
	Jackson	24310	107	107	100.0	0	0.0	10.0	10.9
	Kandiyohi	24330	231	231	100.0	0	0.0	21.8	23.7
	Lincoln	24400	118	118	100.0	0	0.0	11.9	12.9
	Lyon	24410	136	136	100.0	0	0.0	5.8	6.3
	McLeod	24420	199	199	100.0	0	0.0	5.7	6.2
	Meeker	24460	512	512	100.0	0	0.0	11.3	12.3
	Mille Lacs	24470	305	305	100.0	0	0.0	4.4	4.8
	Morrison	24480	187	187	100.0	0	0.0	7.3	8.0
	Murray	24500	321	321	100.0	0	0.0	8.5	9.2
	Nobles	24520	268	268	100.0	0	0.0	7.8	8.5
	Pipestone	24580	106	106	100.0	0	0.0	4.2	4.5
	Ramsey	24610	2,586	2,586	100.0	0	0.0	1.6	2.5
	Rock	24660	440	440	100.0	0	0.0	6.3	6.8
	Scott	24690	601	601	100.0	0	0.0	5.8	6.4
	Sherburne	24700	498	498	100.0	0	0.0	5.2	5.7
	Stearns	24720	798	798	100.0	0	0.0	10.4	11.8
	Todd	24760	286	286	100.0	0	0.0	21.1	23.0
Wadena	24790	167	167	100.0	0	0.0	10.7	11.6	
Washington	24810	1,030	1,030	100.0	0	0.0	3.3	3.9	
Wright	24850	743	743	100.0	0	0.0	6.1	6.7	
Yellow Medicine	24860	199	199	100.0	0	0.0	8.1	8.8	
Grand Totals			21,065	21,065	100.0	0	0.0	5.2	6.2

Chiropractic Services/Open Access Perform Network/MNN002

May 10, 2024

Created by...
HealthPartners

Chiropractic Services

3,260 providers at 2,395 locations

◆ All providers

Chiropractic Services

Employee Group

National Proxy Census (Open Access Perform)

Provider Group

Chiropractic Services

21,065 eligible locations

● With access (21,065)

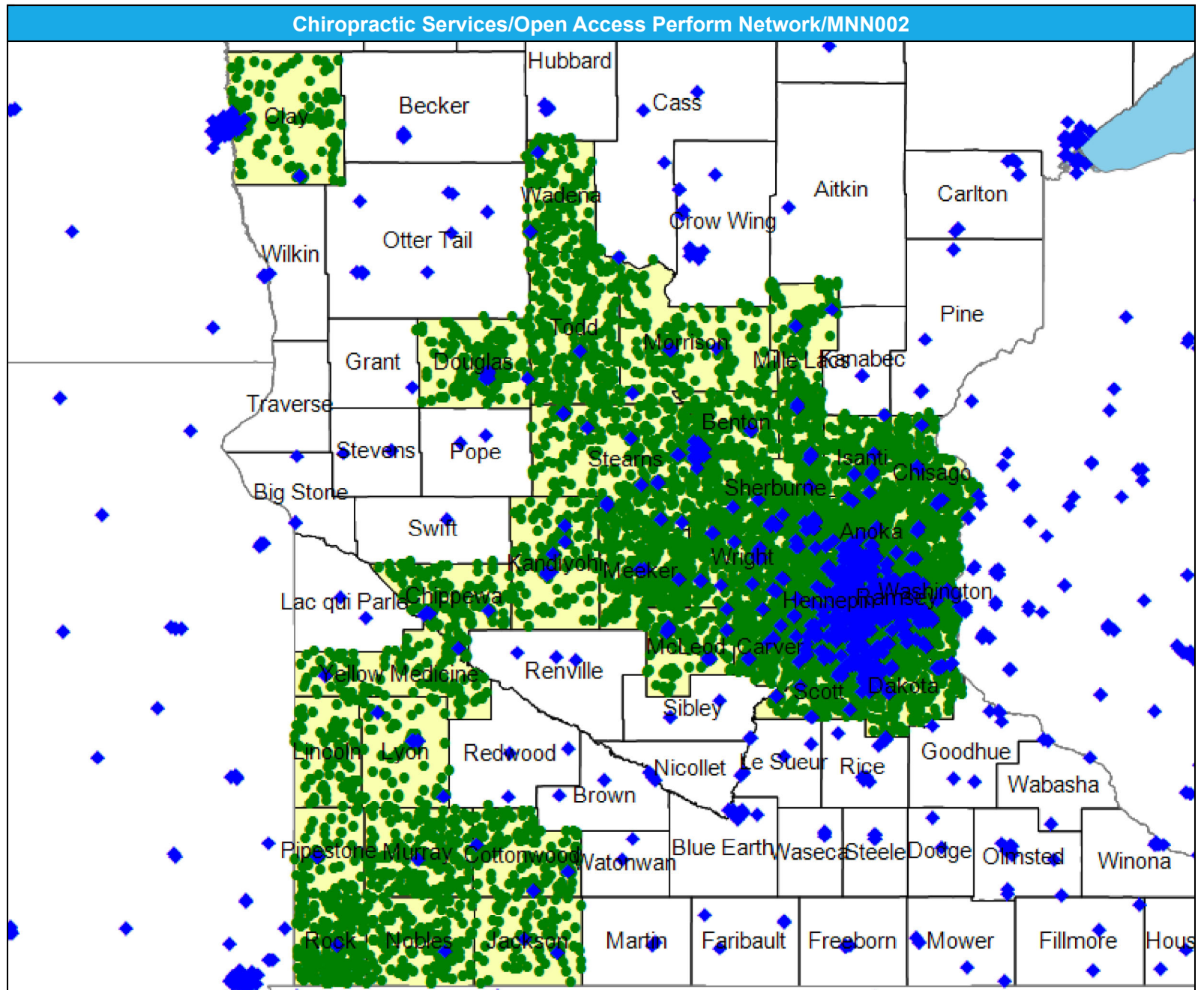
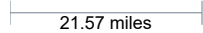
● Without access (0)

The Access Standard is defined as (National Proxy Census (Open Access Perform)) eligibles accessing:

1 (Chiropractic Services) provider in 60 miles or 60 minutes

Service Areas

■ Open Access Perform



Access Detail By County SSA

May 10, 2024

Created by...
HealthPartners

Access Analysis

Chiropractic Services

Eligible / Provider Groups

National Proxy Census (Open Access Perform)

Chiropractic Services

¹ The Access Standard is defined as (National Proxy Census (Open Access Perform)) eligibles accessing:

1 (Chiropractic Services) provider in 60 miles or 60 minutes

Chiropractic Services/Open Access Perform Network/MNN002										
State Name	County	County SSA	Eligible		With Access ¹		Without Access ¹		Average Distance	Average Time
			#	%	#	%	#	%	1	1
Minnesota	Anoka	24010	1,740	100.0	1,740	100.0	0	0.0	1.9	2.3
	Benton	24040	243	100.0	243	100.0	0	0.0	4.5	4.9
	Carver	24090	795	100.0	795	100.0	0	0.0	2.0	2.2
	Chippewa	24110	266	100.0	266	100.0	0	0.0	4.6	5.0
	Chisago	24120	271	100.0	271	100.0	0	0.0	3.9	4.2
	Clay	24130	324	100.0	324	100.0	0	0.0	5.2	5.7
	Cottonwood	24160	255	100.0	255	100.0	0	0.0	4.2	4.6
	Dakota	24180	1,818	100.0	1,818	100.0	0	0.0	1.5	1.8
	Douglas	24200	191	100.0	191	100.0	0	0.0	6.0	6.5
	Hennepin	24260	5,098	100.0	5,098	100.0	0	0.0	1.0	1.5
	Isanti	24290	226	100.0	226	100.0	0	0.0	3.9	4.2
	Jackson	24310	107	100.0	107	100.0	0	0.0	5.9	6.4
	Kandiyohi	24330	231	100.0	231	100.0	0	0.0	4.5	4.9
	Lincoln	24400	118	100.0	118	100.0	0	0.0	19.5	21.2
	Lyon	24410	136	100.0	136	100.0	0	0.0	4.7	5.1
	McLeod	24420	199	100.0	199	100.0	0	0.0	3.5	3.8
	Meeker	24460	512	100.0	512	100.0	0	0.0	4.9	5.3
	Mille Lacs	24470	305	100.0	305	100.0	0	0.0	4.6	4.9
	Morrison	24480	187	100.0	187	100.0	0	0.0	6.9	7.5
	Murray	24500	321	100.0	321	100.0	0	0.0	8.8	9.6
	Nobles	24520	268	100.0	268	100.0	0	0.0	8.1	8.8
	Pipestone	24580	106	100.0	106	100.0	0	0.0	7.3	8.0
	Ramsey	24610	2,586	100.0	2,586	100.0	0	0.0	0.8	1.3
	Rock	24660	440	100.0	440	100.0	0	0.0	5.7	6.2
	Scott	24690	601	100.0	601	100.0	0	0.0	1.8	1.9
	Sherburne	24700	498	100.0	498	100.0	0	0.0	3.1	3.4
	Stearns	24720	798	100.0	798	100.0	0	0.0	3.4	3.7
	Todd	24760	286	100.0	286	100.0	0	0.0	9.3	10.1
	Wadena	24790	167	100.0	167	100.0	0	0.0	6.9	7.5
	Washington	24810	1,030	100.0	1,030	100.0	0	0.0	1.9	2.2
Wright	24850	743	100.0	743	100.0	0	0.0	2.2	2.4	
Yellow Medicine	24860	199	100.0	199	100.0	0	0.0	7.7	8.4	
Grand Totals			21,065	100.0	21,065	100.0	0	0.0	2.7	3.1

Colon and Rectal Surgery/Open Access Perform Network/MNN002

May 10, 2024

Created by...
HealthPartners

Colon and Rectal Surgery

77 providers at 68 locations

◆ All providers

Colon and Rectal Surgery

Employee Group

National Proxy Census (Open Access Perform)

Provider Group

Colon and Rectal Surgery

21,065 eligible locations

● With access (19,229)

● Without access (1,836)

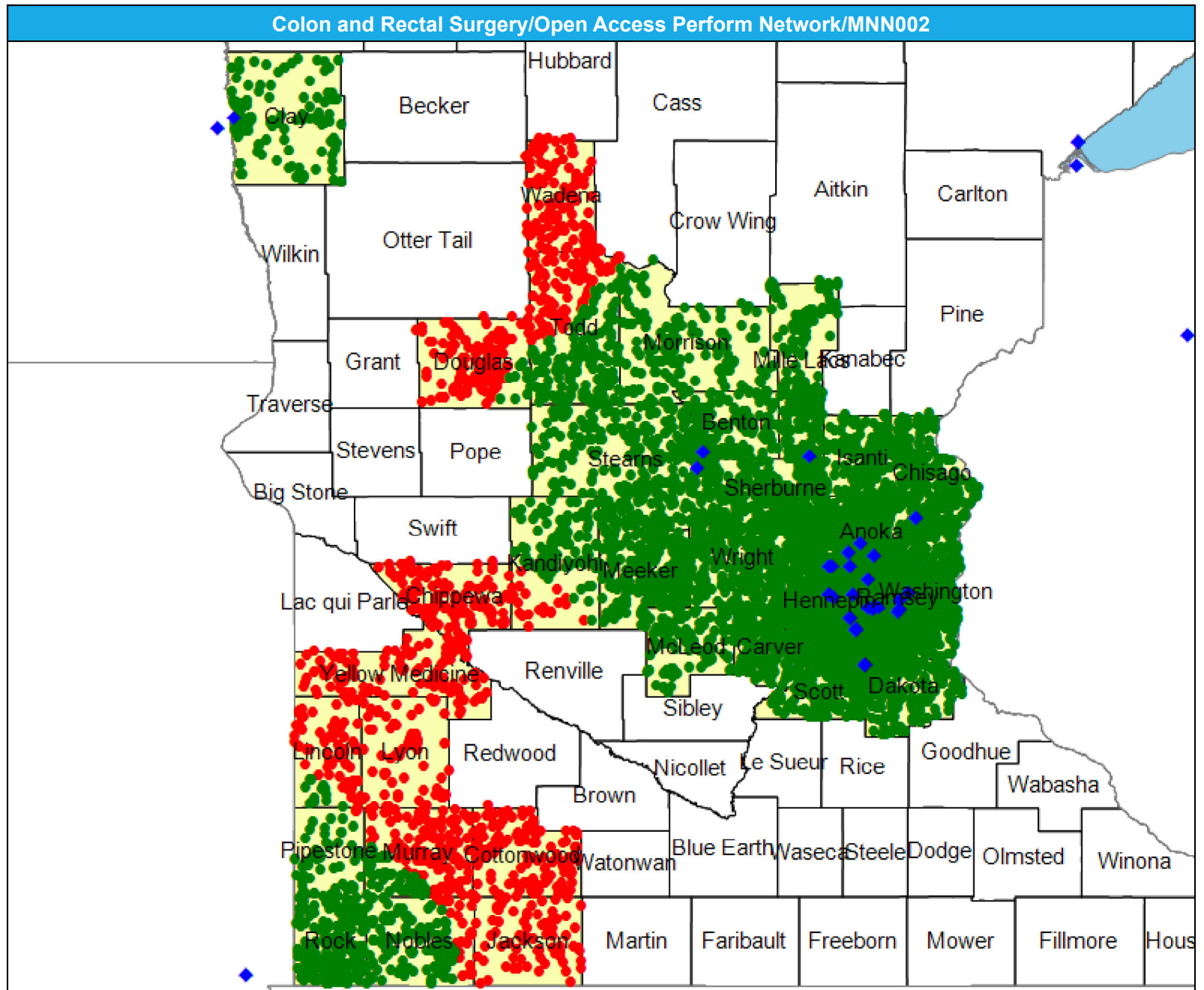
The Access Standard is defined as (National Proxy Census (Open Access Perform)) eligibles accessing:

1 (Colon and Rectal Surgery) provider in 60 miles or 60 minutes

Service Areas

■ Open Access Perform

21.57 miles



Access Detail By County SSA

May 10, 2024

Created by...
HealthPartners

Access Analysis

Colon and Rectal Surgery

Eligible / Provider Groups

National Proxy Census (Open Access Perform)

Colon and Rectal Surgery

¹ The Access Standard is defined as (National Proxy Census (Open Access Perform)) eligibles accessing:

1 (Colon and Rectal Surgery) provider in 60 miles or 60 minutes

Colon and Rectal Surgery/Open Access Perform Network/MNN002									
State Name	County	County SSA	Eligible	With Access ¹		Without Access ¹		Average Distance	Average Time
			#	#	%	#	%	1	1
Minnesota	Anoka	24010	1,740	1,740	100.0	0	0.0	4.9	6.2
	Benton	24040	243	243	100.0	0	0.0	9.2	10.7
	Carver	24090	795	795	100.0	0	0.0	20.4	26.2
	Chippewa	24110	266	0	0.0	266	100.0	84.9	92.6
	Chisago	24120	271	271	100.0	0	0.0	14.9	16.2
	Clay	24130	324	324	100.0	0	0.0	10.7	11.7
	Cottonwood	24160	255	0	0.0	255	100.0	87.2	104.5
	Dakota	24180	1,818	1,818	100.0	0	0.0	8.6	11.4
	Douglas	24200	191	14	7.3	177	92.7	67.3	75.0
	Hennepin	24260	5,098	5,098	100.0	0	0.0	4.2	6.6
	Isanti	24290	226	226	100.0	0	0.0	17.3	18.8
	Jackson	24310	107	0	0.0	107	100.0	82.9	99.5
	Kandiyohi	24330	231	208	90.0	23	10.0	54.1	59.0
	Lincoln	24400	118	19	16.1	99	83.9	67.6	81.1
	Lyon	24410	136	0	0.0	136	100.0	83.8	100.4
	McLeod	24420	199	199	100.0	0	0.0	43.1	49.5
	Meeker	24460	512	512	100.0	0	0.0	35.3	38.4
	Mille Lacs	24470	305	305	100.0	0	0.0	21.0	22.9
	Morrison	24480	187	184	98.4	3	1.6	35.2	41.3
	Murray	24500	321	69	21.5	252	78.5	65.6	78.7
	Nobles	24520	268	235	87.7	33	12.3	53.5	64.2
	Pipestone	24580	106	102	96.2	4	3.8	46.3	55.5
	Ramsey	24610	2,586	2,586	100.0	0	0.0	3.3	5.5
	Rock	24660	440	440	100.0	0	0.0	29.9	35.8
	Scott	24690	601	601	100.0	0	0.0	13.3	16.1
	Sherburne	24700	498	498	100.0	0	0.0	14.1	15.7
	Stearns	24720	798	798	100.0	0	0.0	15.1	17.1
	Todd	24760	286	171	59.8	115	40.2	56.8	64.5
	Wadena	24790	167	0	0.0	167	100.0	81.5	90.4
	Washington	24810	1,030	1,030	100.0	0	0.0	10.8	14.6
Wright	24850	743	743	100.0	0	0.0	20.3	23.5	
Yellow Medicine	24860	199	0	0.0	199	100.0	91.9	104.0	
Grand Totals			21,065	19,229	91.3	1,836	8.7	17.9	21.6

Dental Providers – Pediatric/Open Access Perform Network/MNN002

May 10, 2024

Created by...
HealthPartners

Dental Providers Pediatric

2,482 providers at 1,555 locations

◆ All providers

Dental Providers - Pediatric

Employee Group

National Proxy Census (Open Access Perform)

Provider Group

Dental Providers Pediatric

21,065 eligible locations

● With access (21,065)

● Without access (0)

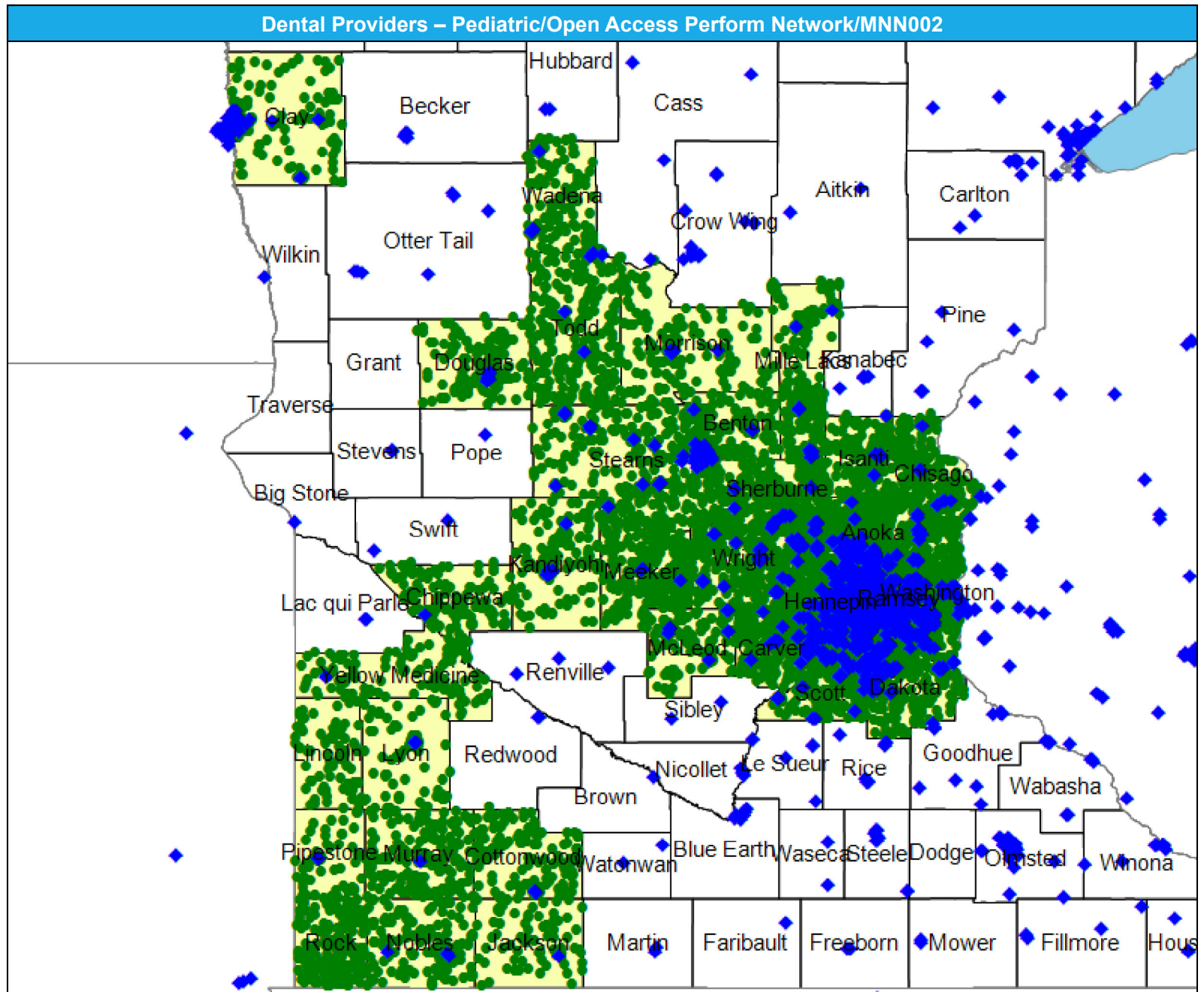
The Access Standard is defined as (National Proxy Census (Open Access Perform)) eligibles accessing:

1 (Dental Providers Pediatric) provider in 60 miles or 60 minutes

Service Areas

■ Open Access Perform

21.57 miles



Access Detail By County SSA

May 10, 2024

Created by...
HealthPartners

Access Analysis
Dental Providers - Pediatric

Eligible / Provider Groups
National Proxy Census (Open Access Perform)
Dental Providers Pediatric

¹ The Access Standard is defined as (National Proxy Census (Open Access Perform)) eligibles accessing:
¹ (Dental Providers Pediatric) provider in 60 miles or 60 minutes

Dental Providers – Pediatric/Open Access Perform Network/MNN002									
State Name	County	County SSA	Eligible	With Access ¹		Without Access ¹		Average Distance	Average Time
			#	#	%	#	%	1	1
Minnesota	Anoka	24010	1,740	1,740	100.0	0	0.0	1.9	2.2
	Benton	24040	243	243	100.0	0	0.0	3.5	3.7
	Carver	24090	795	795	100.0	0	0.0	1.8	2.0
	Chippewa	24110	266	266	100.0	0	0.0	8.1	8.8
	Chisago	24120	271	271	100.0	0	0.0	3.5	3.7
	Clay	24130	324	324	100.0	0	0.0	2.8	3.1
	Cottonwood	24160	255	255	100.0	0	0.0	11.1	12.1
	Dakota	24180	1,818	1,818	100.0	0	0.0	1.4	1.7
	Douglas	24200	191	191	100.0	0	0.0	6.8	7.4
	Hennepin	24260	5,098	5,098	100.0	0	0.0	0.9	1.3
	Isanti	24290	226	226	100.0	0	0.0	4.2	4.6
	Jackson	24310	107	107	100.0	0	0.0	8.6	9.4
	Kandiyohi	24330	231	231	100.0	0	0.0	5.1	5.5
	Lincoln	24400	118	118	100.0	0	0.0	20.4	22.2
	Lyon	24410	136	136	100.0	0	0.0	9.2	10.0
	McLeod	24420	199	199	100.0	0	0.0	3.5	3.7
	Meeker	24460	512	512	100.0	0	0.0	5.9	6.4
	Mille Lacs	24470	305	305	100.0	0	0.0	4.5	4.9
	Morrison	24480	187	187	100.0	0	0.0	7.4	8.0
	Murray	24500	321	321	100.0	0	0.0	10.0	10.9
	Nobles	24520	268	268	100.0	0	0.0	5.8	6.3
	Pipestone	24580	106	106	100.0	0	0.0	7.3	8.0
	Ramsey	24610	2,586	2,586	100.0	0	0.0	0.7	1.0
	Rock	24660	440	440	100.0	0	0.0	14.6	16.1
	Scott	24690	601	601	100.0	0	0.0	1.8	2.0
	Sherburne	24700	498	498	100.0	0	0.0	3.5	3.7
	Stearns	24720	798	798	100.0	0	0.0	3.0	3.2
	Todd	24760	286	286	100.0	0	0.0	7.2	7.8
Wadena	24790	167	167	100.0	0	0.0	5.8	6.3	
Washington	24810	1,030	1,030	100.0	0	0.0	1.6	1.8	
Wright	24850	743	743	100.0	0	0.0	2.3	2.4	
Yellow Medicine	24860	199	199	100.0	0	0.0	12.3	13.4	
Grand Totals			21,065	21,065	100.0	0	0.0	2.9	3.3

Dermatology/Open Access Perform Network/MNN002

May 10, 2024

Created by...
HealthPartners

Dermatology

582 providers at 444 locations

- ◆ All providers

Dermatology

Employee Group

National Proxy Census (Open Access Perform)

Provider Group

Dermatology

21,065 eligible locations

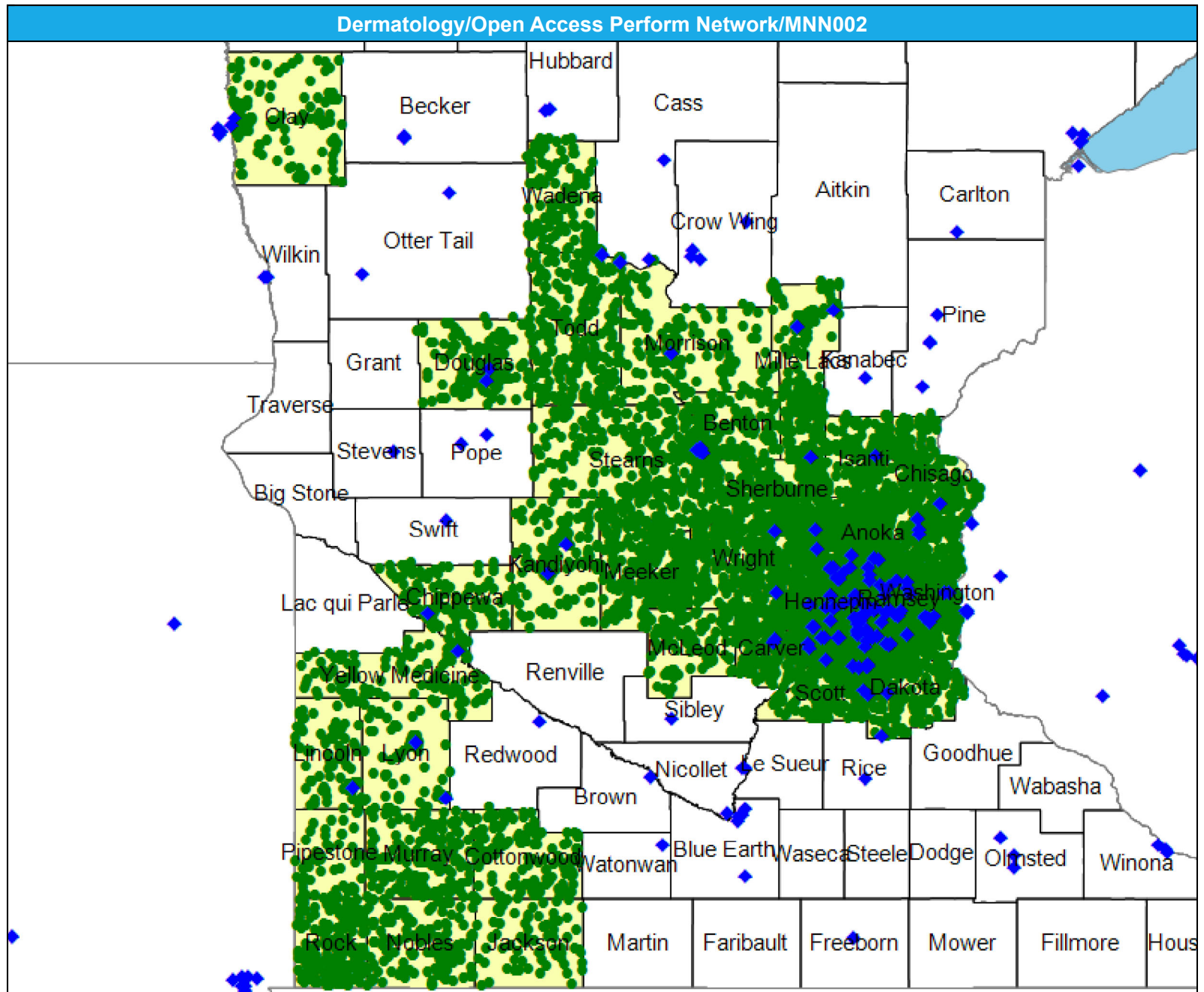
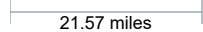
- With access (21,065)
- Without access (0)

The Access Standard is defined as (National Proxy Census (Open Access Perform)) eligibles accessing:

1 (Dermatology) provider in 60 miles or 60 minutes

Service Areas

- Open Access Perform



Access Detail By County SSA

May 10, 2024

Created by...
HealthPartners

Access Analysis

Dermatology

Eligible / Provider Groups

National Proxy Census (Open Access Perform)
Dermatology

¹ The Access Standard is defined as (National Proxy Census (Open Access Perform)) eligibles accessing:

¹ (Dermatology) provider in 60 miles or 60 minutes

Dermatology/Open Access Perform Network/MNN002									
State Name	County	County SSA	Eligible	With Access ¹		Without Access ¹		Average Distance	Average Time
			#	#	%	#	%	1	1
Minnesota	Anoka	24010	1,740	1,740	100.0	0	0.0	4.7	6.0
	Benton	24040	243	243	100.0	0	0.0	8.7	9.6
	Carver	24090	795	795	100.0	0	0.0	4.6	5.0
	Chippewa	24110	266	266	100.0	0	0.0	6.8	7.4
	Chisago	24120	271	271	100.0	0	0.0	8.1	8.8
	Clay	24130	324	324	100.0	0	0.0	9.7	11.0
	Cottonwood	24160	255	255	100.0	0	0.0	28.7	31.3
	Dakota	24180	1,818	1,818	100.0	0	0.0	4.6	5.6
	Douglas	24200	191	191	100.0	0	0.0	7.1	7.7
	Hennepin	24260	5,098	5,098	100.0	0	0.0	2.1	3.2
	Isanti	24290	226	226	100.0	0	0.0	7.4	8.1
	Jackson	24310	107	107	100.0	0	0.0	22.5	24.5
	Kandiyohi	24330	231	231	100.0	0	0.0	6.1	6.7
	Lincoln	24400	118	118	100.0	0	0.0	14.1	15.4
	Lyon	24410	136	136	100.0	0	0.0	5.9	6.4
	McLeod	24420	199	199	100.0	0	0.0	20.8	22.7
	Meeker	24460	512	512	100.0	0	0.0	25.2	27.4
	Mille Lacs	24470	305	305	100.0	0	0.0	9.3	10.1
	Morrison	24480	187	187	100.0	0	0.0	9.6	10.5
	Murray	24500	321	321	100.0	0	0.0	21.6	23.6
	Nobles	24520	268	268	100.0	0	0.0	34.8	38.4
	Pipestone	24580	106	106	100.0	0	0.0	24.6	27.0
	Ramsey	24610	2,586	2,586	100.0	0	0.0	2.0	3.2
	Rock	24660	440	440	100.0	0	0.0	27.1	32.0
	Scott	24690	601	601	100.0	0	0.0	6.0	6.7
	Sherburne	24700	498	498	100.0	0	0.0	7.6	8.4
	Stearns	24720	798	798	100.0	0	0.0	12.8	14.0
	Todd	24760	286	286	100.0	0	0.0	18.2	19.8
	Wadena	24790	167	167	100.0	0	0.0	18.1	19.7
	Washington	24810	1,030	1,030	100.0	0	0.0	3.9	4.8
Wright	24850	743	743	100.0	0	0.0	9.3	10.1	
Yellow Medicine	24860	199	199	100.0	0	0.0	17.6	19.2	
Grand Totals			21,065	21,065	100.0	0	0.0	7.3	8.6

Endocrinology/Open Access Perform Network/MNN002

May 10, 2024

Created by...
HealthPartners

Endocrinology

241 providers at 224 locations

◆ All providers

Endocrinology

Employee Group

National Proxy Census (Open Access Perform)

Provider Group

Endocrinology

21,065 eligible locations

● With access (20,833)

● Without access (232)

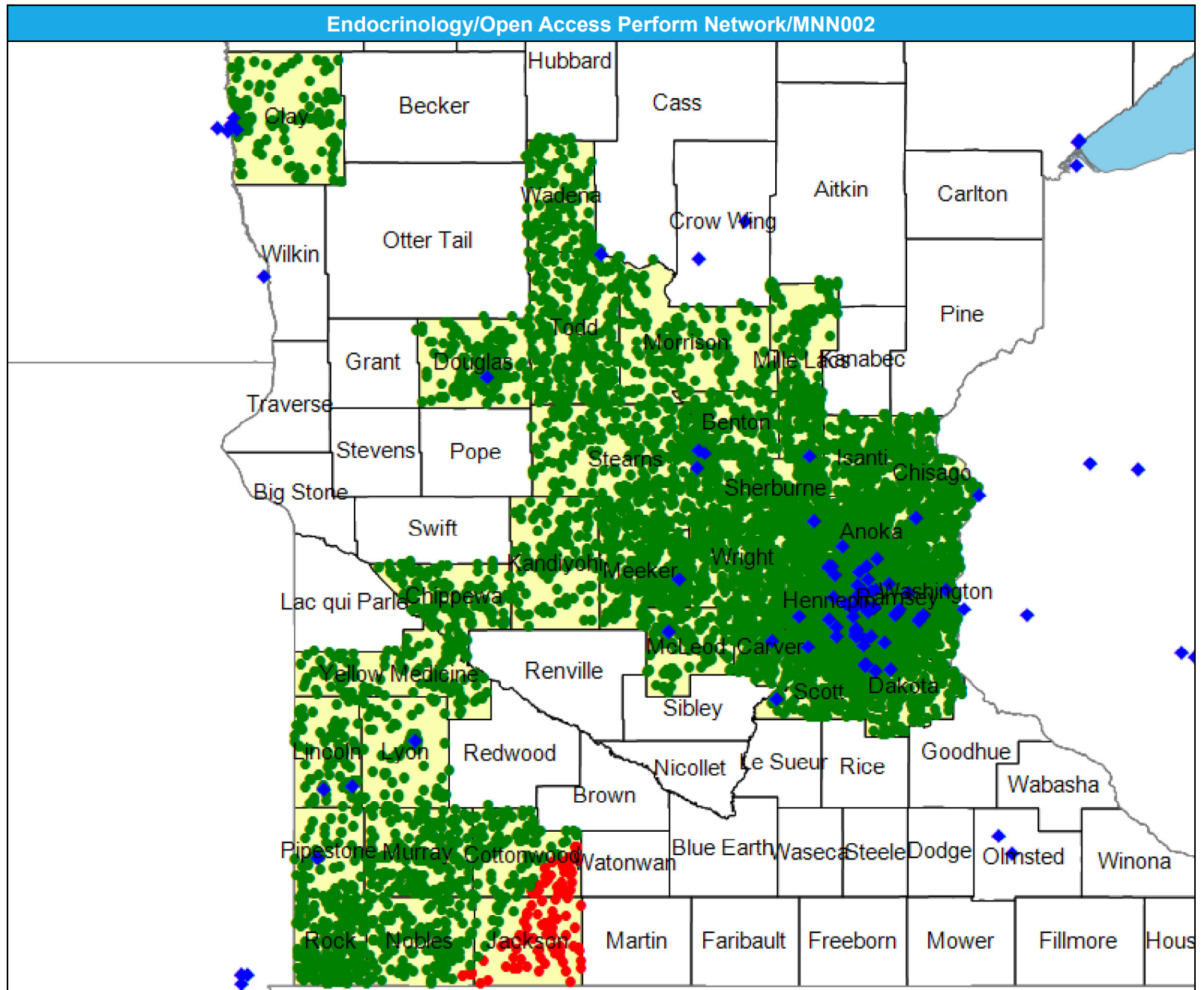
The Access Standard is defined as (National Proxy Census (Open Access Perform)) eligibles accessing:

1 (Endocrinology) provider in 60 miles or 60 minutes

Service Areas

■ Open Access Perform

21.57 miles



Access Detail By County SSA

May 10, 2024

Created by...
HealthPartners

Access Analysis

Endocrinology

Eligible / Provider Groups

National Proxy Census (Open Access Perform)

Endocrinology

¹ The Access Standard is defined as (National Proxy Census (Open Access Perform)) eligibles accessing:

1 (Endocrinology) provider in 60 miles or 60 minutes

Endocrinology/Open Access Perform Network/MNN002										
State Name	County	County SSA	Eligible		With Access ¹		Without Access ¹		Average Distance	Average Time
			#	%	#	%	#	%	1	1
Minnesota	Anoka	24010	1,740	100.0	1,740	100.0	0	0.0	4.9	5.9
	Benton	24040	243	100.0	243	100.0	0	0.0	8.9	10.4
	Carver	24090	795	100.0	795	100.0	0	0.0	5.3	6.0
	Chippewa	24110	266	100.0	266	100.0	0	0.0	39.6	43.2
	Chisago	24120	271	100.0	271	100.0	0	0.0	13.1	14.3
	Clay	24130	324	100.0	324	100.0	0	0.0	9.4	10.2
	Cottonwood	24160	255	45.5	116	45.5	139	54.5	55.3	60.3
	Dakota	24180	1,818	100.0	1,818	100.0	0	0.0	5.1	6.3
	Douglas	24200	191	100.0	191	100.0	0	0.0	8.2	8.9
	Hennepin	24260	5,098	100.0	5,098	100.0	0	0.0	2.4	3.7
	Isanti	24290	226	100.0	226	100.0	0	0.0	17.4	18.9
	Jackson	24310	107	18.7	20	18.7	87	81.3	68.3	74.4
	Kandiyohi	24330	231	100.0	231	100.0	0	0.0	36.7	40.0
	Lincoln	24400	118	100.0	118	100.0	0	0.0	10.9	11.8
	Lyon	24410	136	100.0	136	100.0	0	0.0	8.7	9.5
	McLeod	24420	199	100.0	199	100.0	0	0.0	10.2	11.1
	Meeker	24460	512	100.0	512	100.0	0	0.0	13.3	14.4
	Mille Lacs	24470	305	100.0	305	100.0	0	0.0	18.9	20.6
	Morrison	24480	187	100.0	187	100.0	0	0.0	25.6	28.7
	Murray	24500	321	100.0	321	100.0	0	0.0	29.1	31.7
	Nobles	24520	268	97.8	262	97.8	6	2.2	46.9	51.4
	Pipestone	24580	106	100.0	106	100.0	0	0.0	6.6	7.2
	Ramsey	24610	2,586	100.0	2,586	100.0	0	0.0	2.8	4.5
	Rock	24660	440	100.0	440	100.0	0	0.0	24.5	27.2
	Scott	24690	601	100.0	601	100.0	0	0.0	8.2	9.5
	Sherburne	24700	498	100.0	498	100.0	0	0.0	8.2	9.0
	Stearns	24720	798	100.0	798	100.0	0	0.0	13.5	15.2
	Todd	24760	286	100.0	286	100.0	0	0.0	20.1	22.0
	Wadena	24790	167	100.0	167	100.0	0	0.0	24.0	26.1
	Washington	24810	1,030	100.0	1,030	100.0	0	0.0	5.2	6.3
Wright	24850	743	100.0	743	100.0	0	0.0	14.2	15.8	
Yellow Medicine	24860	199	100.0	199	100.0	0	0.0	28.4	30.9	
Grand Totals			21,065	98.9	20,833	98.9	232	1.1	9.6	11.2

Gastroenterology/Open Access Perform Network/MNN002

May 10, 2024

Created by...
HealthPartners

Gastroenterology

610 providers at 291 locations

◆ All providers

Gastroenterology

Employee Group

National Proxy Census (Open Access Perform)

Provider Group

Gastroenterology

21,065 eligible locations

● With access (21,065)

● Without access (0)

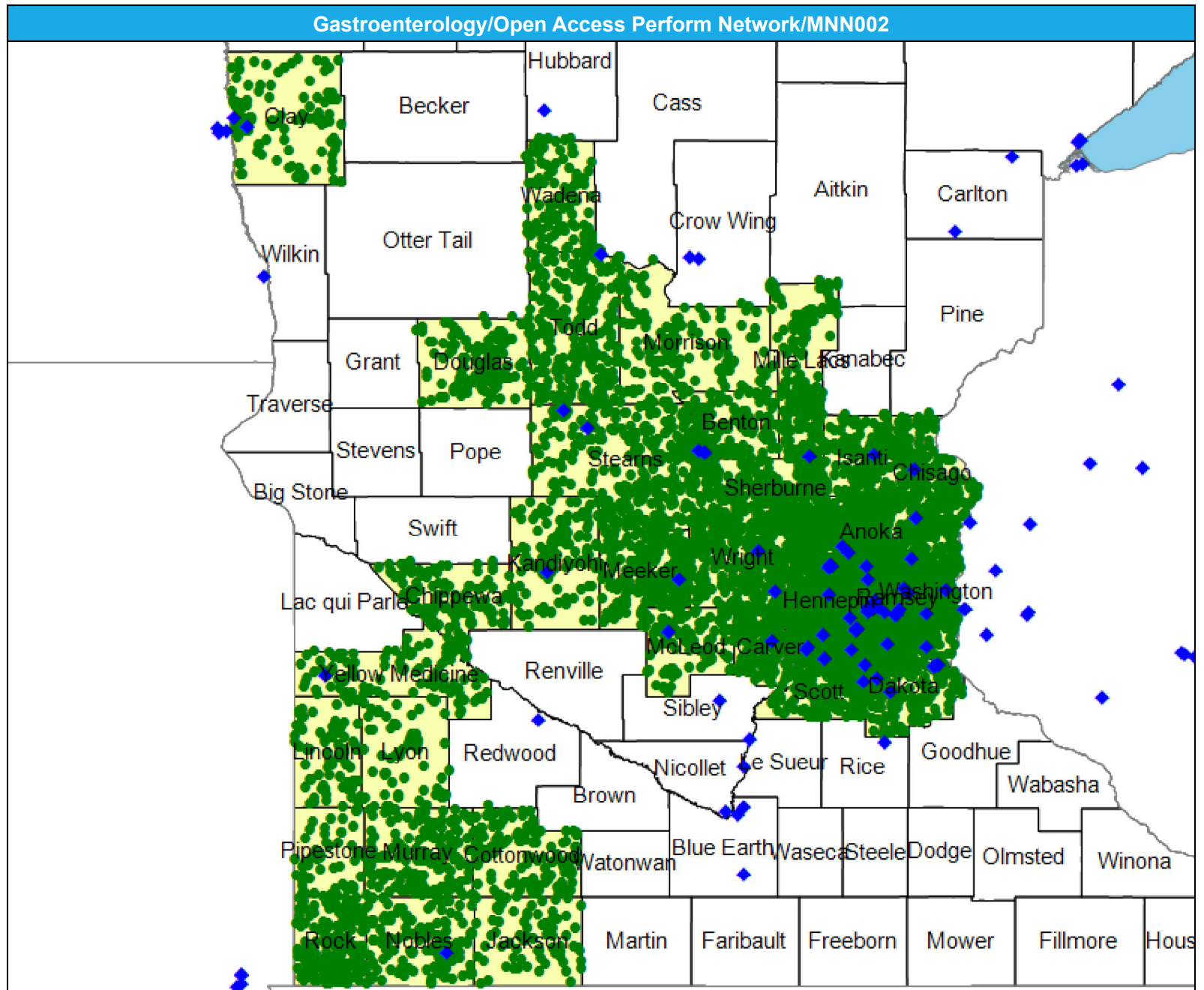
The Access Standard is defined as (National Proxy Census (Open Access Perform)) eligibles accessing:

1 (Gastroenterology) provider in 60 miles or 60 minutes

Service Areas

■ Open Access Perform

21.57 miles



Access Detail By County SSA

May 10, 2024

Created by...
HealthPartners

Access Analysis

Gastroenterology

Eligible / Provider Groups

National Proxy Census (Open Access Perform)

Gastroenterology

¹ The Access Standard is defined as (National Proxy Census (Open Access Perform)) eligibles accessing:

¹ (Gastroenterology) provider in 60 miles or 60 minutes

Gastroenterology/Open Access Perform Network/MNN002										
State Name	County	County SSA	Eligible		With Access ¹		Without Access ¹		Average Distance	Average Time
			#	%	#	%	#	%	1	1
Minnesota	Anoka	24010	1,740	100.0	1,740	100.0	0	0.0	5.4	6.6
	Benton	24040	243	100.0	243	100.0	0	0.0	8.7	10.2
	Carver	24090	795	100.0	795	100.0	0	0.0	4.8	5.4
	Chippewa	24110	266	100.0	266	100.0	0	0.0	34.6	37.7
	Chisago	24120	271	100.0	271	100.0	0	0.0	7.7	8.3
	Clay	24130	324	100.0	324	100.0	0	0.0	8.9	9.7
	Cottonwood	24160	255	100.0	255	100.0	0	0.0	36.8	40.1
	Dakota	24180	1,818	100.0	1,818	100.0	0	0.0	3.9	5.0
	Douglas	24200	191	100.0	191	100.0	0	0.0	29.7	32.4
	Hennepin	24260	5,098	100.0	5,098	100.0	0	0.0	3.6	5.6
	Isanti	24290	226	100.0	226	100.0	0	0.0	7.0	7.6
	Jackson	24310	107	100.0	107	100.0	0	0.0	27.8	30.3
	Kandiyohi	24330	231	100.0	231	100.0	0	0.0	8.6	9.4
	Lincoln	24400	118	100.0	118	100.0	0	0.0	25.0	27.2
	Lyon	24410	136	100.0	136	100.0	0	0.0	35.8	39.0
	McLeod	24420	199	100.0	199	100.0	0	0.0	9.2	10.0
	Meeker	24460	512	100.0	512	100.0	0	0.0	13.0	14.1
	Mille Lacs	24470	305	100.0	305	100.0	0	0.0	19.1	20.8
	Morrison	24480	187	100.0	187	100.0	0	0.0	24.5	27.2
	Murray	24500	321	100.0	321	100.0	0	0.0	30.0	32.7
	Nobles	24520	268	100.0	268	100.0	0	0.0	9.9	10.7
	Pipestone	24580	106	100.0	106	100.0	0	0.0	43.4	49.8
	Ramsey	24610	2,586	100.0	2,586	100.0	0	0.0	2.7	4.4
	Rock	24660	440	100.0	440	100.0	0	0.0	29.1	32.8
	Scott	24690	601	100.0	601	100.0	0	0.0	6.9	7.7
	Sherburne	24700	498	100.0	498	100.0	0	0.0	12.7	13.9
	Stearns	24720	798	100.0	798	100.0	0	0.0	9.5	10.9
	Todd	24760	286	100.0	286	100.0	0	0.0	15.2	16.5
Wadena	24790	167	100.0	167	100.0	0	0.0	18.2	19.8	
Washington	24810	1,030	100.0	1,030	100.0	0	0.0	3.8	4.6	
Wright	24850	743	100.0	743	100.0	0	0.0	9.5	10.4	
Yellow Medicine	24860	199	100.0	199	100.0	0	0.0	21.3	23.2	
Grand Totals			21,065	100.0	21,065	100.0	0	0.0	8.6	10.2

General Surgery/Open Access Perform Network/MNN002

May 10, 2024

Created by...
HealthPartners

General Surgery

1,073 providers at 730 locations

◆ All providers

General Surgery

Employee Group

National Proxy Census (Open Access Perform)

Provider Group

General Surgery

21,065 eligible locations

● With access (21,065)

● Without access (0)

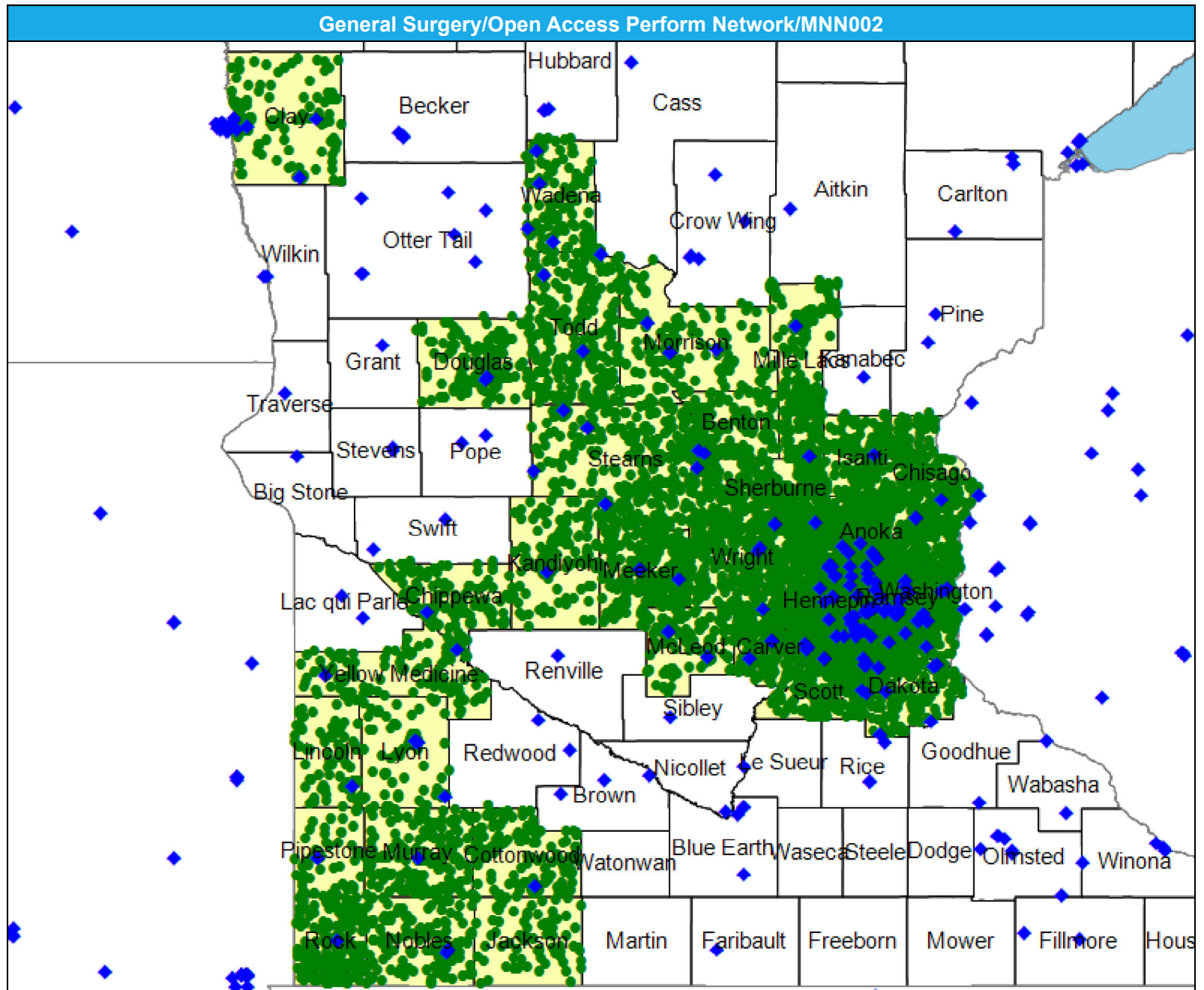
The Access Standard is defined as (National Proxy Census (Open Access Perform)) eligibles accessing:

1 (General Surgery) provider in 60 miles or 60 minutes

Service Areas

■ Open Access Perform

21.57 miles



Access Detail By County SSA

May 10, 2024

Created by...
HealthPartners

Access Analysis

General Surgery

Eligible / Provider Groups

National Proxy Census (Open Access Perform)

General Surgery

¹ The Access Standard is defined as (National Proxy Census (Open Access Perform)) eligibles accessing:

¹ (General Surgery) provider in 60 miles or 60 minutes

General Surgery/Open Access Perform Network/MNN002									
State Name	County	County SSA	Eligible	With Access ¹		Without Access ¹		Average Distance	Average Time
			#	#	%	#	%	1	1
Minnesota	Anoka	24010	1,740	1,740	100.0	0	0.0	3.9	4.7
	Benton	24040	243	243	100.0	0	0.0	8.6	10.0
	Carver	24090	795	795	100.0	0	0.0	3.4	3.8
	Chippewa	24110	266	266	100.0	0	0.0	6.4	7.0
	Chisago	24120	271	271	100.0	0	0.0	8.3	9.0
	Clay	24130	324	324	100.0	0	0.0	3.9	4.2
	Cottonwood	24160	255	255	100.0	0	0.0	10.2	11.0
	Dakota	24180	1,818	1,818	100.0	0	0.0	3.0	3.9
	Douglas	24200	191	191	100.0	0	0.0	7.4	8.1
	Hennepin	24260	5,098	5,098	100.0	0	0.0	2.5	3.7
	Isanti	24290	226	226	100.0	0	0.0	7.4	8.0
	Jackson	24310	107	107	100.0	0	0.0	15.7	17.1
	Kandiyohi	24330	231	231	100.0	0	0.0	7.3	7.9
	Lincoln	24400	118	118	100.0	0	0.0	11.9	12.9
	Lyon	24410	136	136	100.0	0	0.0	5.8	6.3
	McLeod	24420	199	199	100.0	0	0.0	5.4	5.8
	Meeker	24460	512	512	100.0	0	0.0	6.6	7.2
	Mille Lacs	24470	305	305	100.0	0	0.0	10.5	11.4
	Morrison	24480	187	187	100.0	0	0.0	7.3	8.0
	Murray	24500	321	321	100.0	0	0.0	9.4	10.2
	Nobles	24520	268	268	100.0	0	0.0	8.0	8.6
	Pipestone	24580	106	106	100.0	0	0.0	6.6	7.2
	Ramsey	24610	2,586	2,586	100.0	0	0.0	2.0	3.3
	Rock	24660	440	440	100.0	0	0.0	6.6	7.2
	Scott	24690	601	601	100.0	0	0.0	6.7	7.4
	Sherburne	24700	498	498	100.0	0	0.0	6.4	7.0
	Stearns	24720	798	798	100.0	0	0.0	6.4	7.2
	Todd	24760	286	286	100.0	0	0.0	7.9	8.6
	Wadena	24790	167	167	100.0	0	0.0	4.9	5.3
	Washington	24810	1,030	1,030	100.0	0	0.0	3.6	4.2
Wright	24850	743	743	100.0	0	0.0	7.6	8.4	
Yellow Medicine	24860	199	199	100.0	0	0.0	8.0	8.7	
Grand Totals			21,065	21,065	100.0	0	0.0	4.5	5.4

Genetics/Open Access Perform Network/MNN002

May 10, 2024

Created by...
HealthPartners

Genetics

35 providers at 36 locations

◆ All providers

Genetics

Employee Group

National Proxy Census (Open Access Perform)

Provider Group

Genetics

21,065 eligible locations

● With access (19,046)

● Without access (2,019)

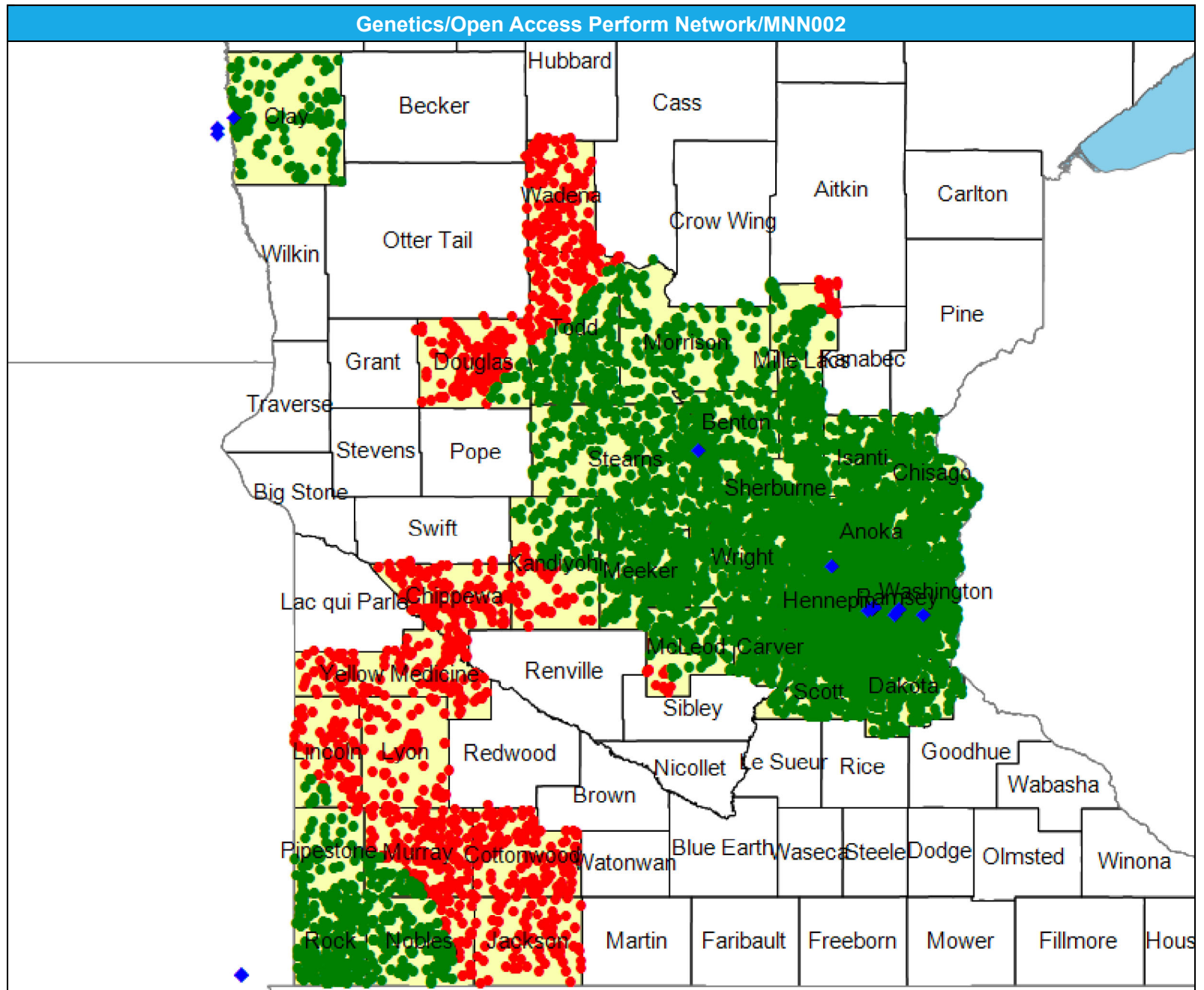
The Access Standard is defined as (National Proxy Census (Open Access Perform)) eligibles accessing:

1 (Genetics) provider in 60 miles or 60 minutes

Service Areas

■ Open Access Perform

21.57 miles



Access Detail By County SSA

May 10, 2024

Created by...
HealthPartners

Access Analysis

Genetics

Eligible / Provider Groups

National Proxy Census (Open Access Perform)
Genetics

¹ The Access Standard is defined as (National Proxy Census (Open Access Perform)) eligibles accessing:

1 (Genetics) provider in 60 miles or 60 minutes

Genetics/Open Access Perform Network/MNN002									
State Name	County	County SSA	Eligible	With Access ¹		Without Access ¹		Average Distance	Average Time
			#	#	%	#	%	1	1
Minnesota	Anoka	24010	1,740	1,740	100.0	0	0.0	13.2	17.8
	Benton	24040	243	243	100.0	0	0.0	10.3	12.3
	Carver	24090	795	795	100.0	0	0.0	27.7	36.3
	Chippewa	24110	266	0	0.0	266	100.0	88.1	105.7
	Chisago	24120	271	271	100.0	0	0.0	38.1	46.2
	Clay	24130	324	324	100.0	0	0.0	10.5	11.6
	Cottonwood	24160	255	0	0.0	255	100.0	88.5	106.1
	Dakota	24180	1,818	1,818	100.0	0	0.0	14.5	21.7
	Douglas	24200	191	20	10.5	171	89.5	66.1	79.2
	Hennepin	24260	5,098	5,098	100.0	0	0.0	8.1	12.9
	Isanti	24290	226	226	100.0	0	0.0	34.4	41.5
	Jackson	24310	107	0	0.0	107	100.0	84.3	101.2
	Kandiyohi	24330	231	101	43.7	130	56.3	58.3	69.9
	Lincoln	24400	118	14	11.9	104	88.1	68.5	82.1
	Lyon	24410	136	0	0.0	136	100.0	84.9	101.8
	McLeod	24420	199	186	93.5	13	6.5	48.5	59.0
	Meeker	24460	512	512	100.0	0	0.0	39.3	47.1
	Mille Lacs	24470	305	274	89.8	31	10.2	40.9	49.1
	Morrison	24480	187	184	98.4	3	1.6	34.6	41.5
	Murray	24500	321	45	14.0	276	86.0	66.6	79.9
	Nobles	24520	268	218	81.3	50	18.7	54.9	65.8
	Pipestone	24580	106	101	95.3	5	4.7	47.6	57.0
	Ramsey	24610	2,586	2,586	100.0	0	0.0	4.8	7.9
	Rock	24660	440	440	100.0	0	0.0	31.1	37.3
	Scott	24690	601	601	100.0	0	0.0	25.8	35.1
	Sherburne	24700	498	498	100.0	0	0.0	21.7	26.0
	Stearns	24720	798	798	100.0	0	0.0	16.3	19.6
	Todd	24760	286	180	62.9	106	37.1	55.7	66.8
	Wadena	24790	167	0	0.0	167	100.0	80.7	93.2
	Washington	24810	1,030	1,030	100.0	0	0.0	10.5	13.1
Wright	24850	743	743	100.0	0	0.0	22.0	26.5	
Yellow Medicine	24860	199	0	0.0	199	100.0	94.1	112.9	
Grand Totals			21,065	19,046	90.4	2,019	9.6	22.2	28.5

Infectious Disease/Open Access Perform Network/MNN002

May 10, 2024

Created by...
HealthPartners

Infectious Disease

322 providers at 184 locations

◆ All providers

Infectious Disease

Employee Group

National Proxy Census (Open Access Perform)

Provider Group

Infectious Disease

21,065 eligible locations

● With access (20,477)

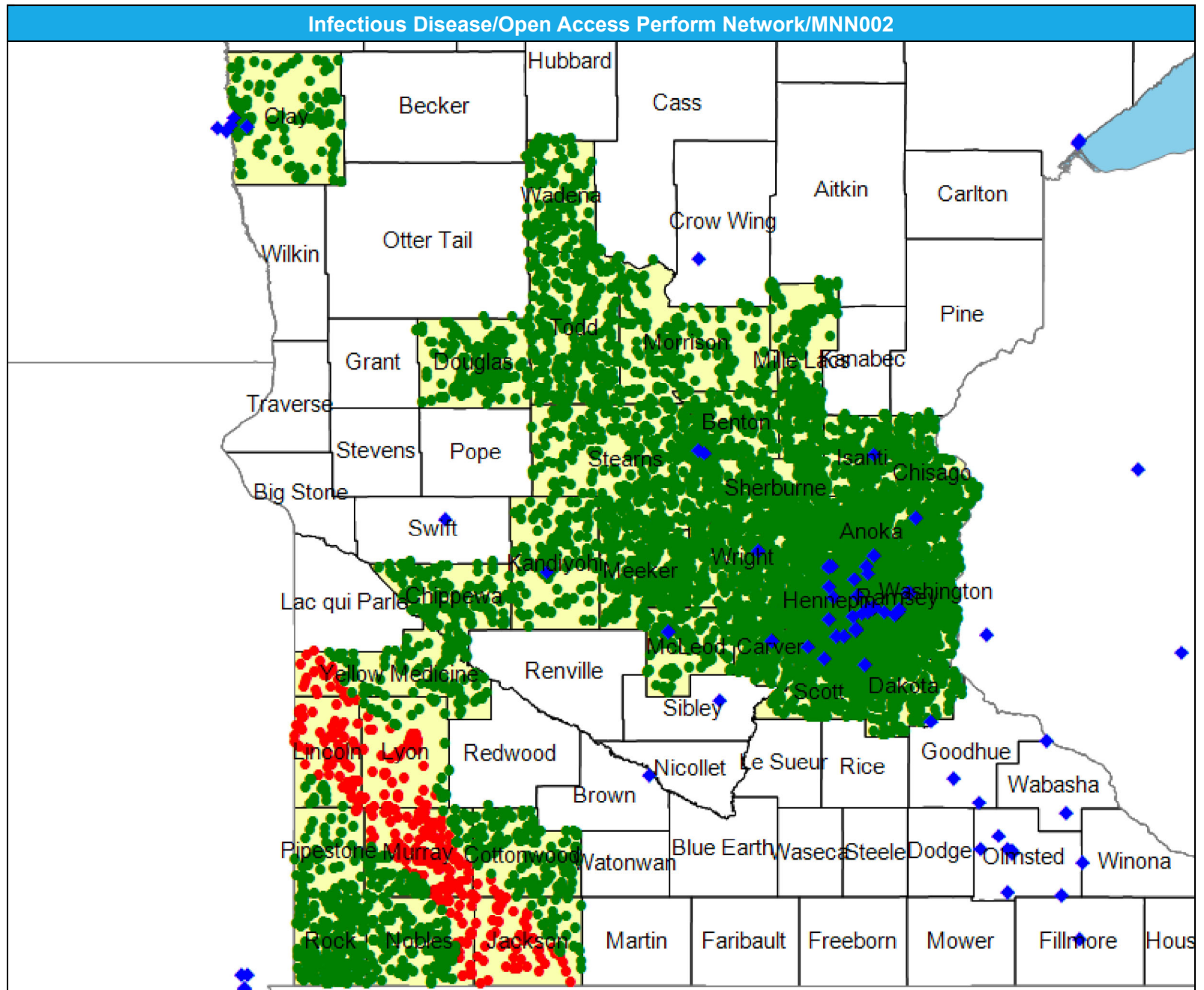
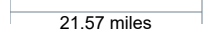
● Without access (588)

The Access Standard is defined as (National Proxy Census (Open Access Perform)) eligibles accessing:

1 (Infectious Disease) provider in 60 miles or 60 minutes

Service Areas

■ Open Access Perform



Access Detail By County SSA

May 10, 2024

Created by...
HealthPartners

Access Analysis
Infectious Disease

Eligible / Provider Groups
National Proxy Census (Open Access Perform)
Infectious Disease

¹ The Access Standard is defined as (National Proxy Census (Open Access Perform)) eligibles accessing:

1 (Infectious Disease) provider in 60 miles or 60 minutes

Infectious Disease/Open Access Perform Network/MNN002									
State Name	County	County SSA	Eligible	With Access ¹		Without Access ¹		Average Distance	Average Time
			#	#	%	#	%	1	1
Minnesota	Anoka	24010	1,740	1,740	100.0	0	0.0	6.7	8.4
	Benton	24040	243	243	100.0	0	0.0	9.3	11.2
	Carver	24090	795	795	100.0	0	0.0	5.5	6.1
	Chippewa	24110	266	266	100.0	0	0.0	26.6	29.0
	Chisago	24120	271	271	100.0	0	0.0	12.4	13.4
	Clay	24130	324	324	100.0	0	0.0	8.8	9.7
	Cottonwood	24160	255	250	98.0	5	2.0	50.3	54.8
	Dakota	24180	1,818	1,818	100.0	0	0.0	7.5	9.9
	Douglas	24200	191	191	100.0	0	0.0	45.4	49.5
	Hennepin	24260	5,098	5,098	100.0	0	0.0	3.2	4.8
	Isanti	24290	226	226	100.0	0	0.0	8.0	8.7
	Jackson	24310	107	29	27.1	78	72.9	62.6	68.7
	Kandiyohi	24330	231	231	100.0	0	0.0	8.7	9.4
	Lincoln	24400	118	19	16.1	99	83.9	66.2	77.0
	Lyon	24410	136	42	30.9	94	69.1	61.9	67.6
	McLeod	24420	199	199	100.0	0	0.0	9.4	10.2
	Meeker	24460	512	512	100.0	0	0.0	21.1	23.2
	Mille Lacs	24470	305	305	100.0	0	0.0	29.5	32.4
	Morrison	24480	187	187	100.0	0	0.0	27.1	30.5
	Murray	24500	321	96	29.9	225	70.1	62.5	72.5
	Nobles	24520	268	236	88.1	32	11.9	53.3	63.9
	Pipestone	24580	106	102	96.2	4	3.8	46.2	55.4
	Ramsey	24610	2,586	2,586	100.0	0	0.0	3.1	5.1
	Rock	24660	440	440	100.0	0	0.0	29.8	35.7
	Scott	24690	601	601	100.0	0	0.0	7.8	8.8
	Sherburne	24700	498	498	100.0	0	0.0	16.9	19.0
	Stearns	24720	798	798	100.0	0	0.0	15.2	17.9
	Todd	24760	286	286	100.0	0	0.0	41.8	46.7
	Wadena	24790	167	167	100.0	0	0.0	45.9	50.0
	Washington	24810	1,030	1,030	100.0	0	0.0	10.4	13.6
	Wright	24850	743	743	100.0	0	0.0	11.6	12.8
	Yellow Medicine	24860	199	148	74.4	51	25.6	48.0	52.3
	Grand Totals		21,065	20,477	97.2	588	2.8	12.8	15.3

Mammography/Open Access Perform Network/MNN002

May 10, 2024

Created by...
HealthPartners

Mammography

330 providers at 361 locations

◆ All providers

Mammography

Employee Group

National Proxy Census (Open Access Perform)

Provider Group

Mammography

21,065 eligible locations

● With access (21,065)

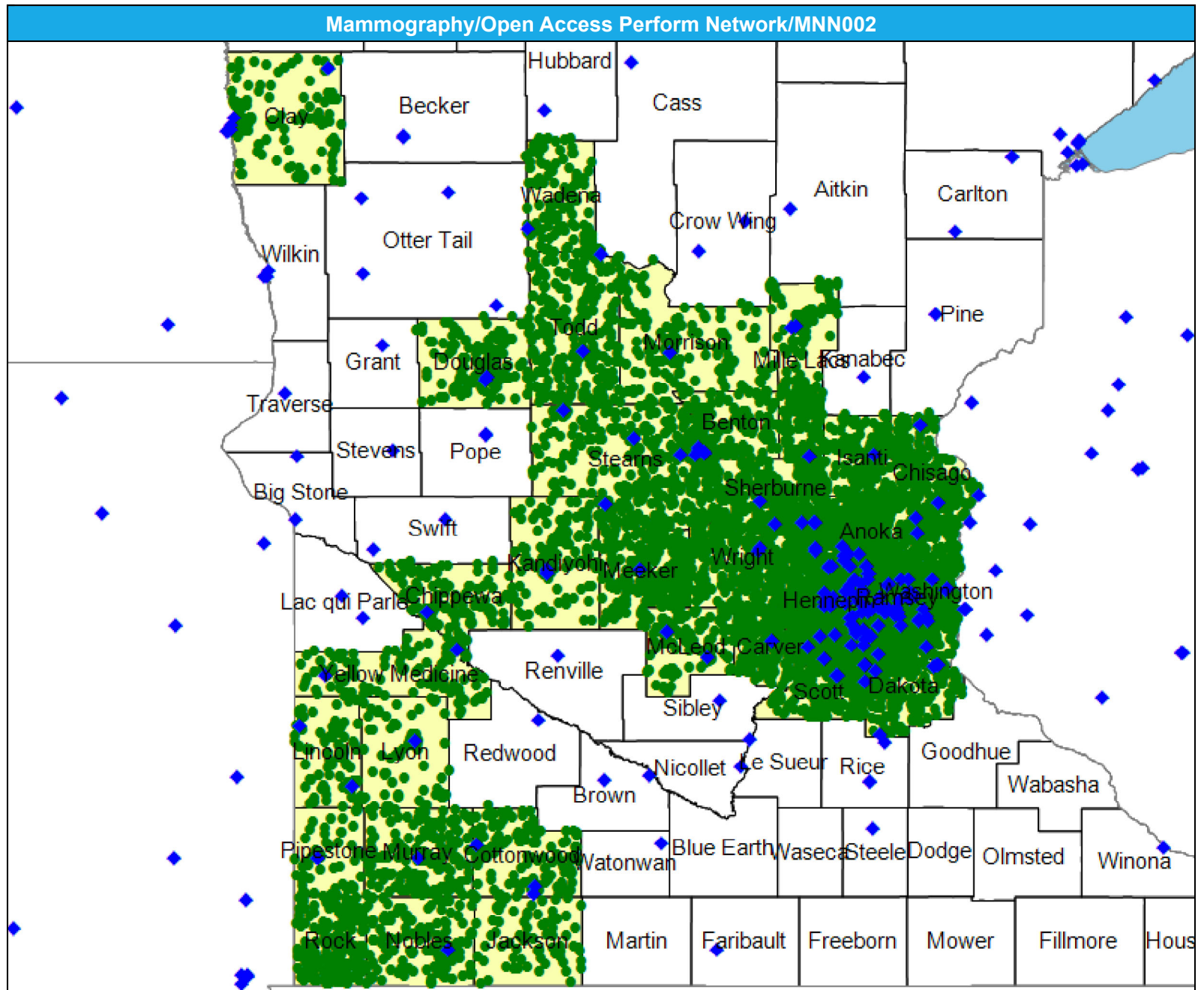
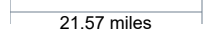
● Without access (0)

The Access Standard is defined as (National Proxy Census (Open Access Perform)) eligibles accessing:

1 (Mammography) provider in 60 miles or 60 minutes

Service Areas

■ Open Access Perform



Access Detail By County SSA

May 10, 2024

Created by...
HealthPartners

Access Analysis

Mammography

Eligible / Provider Groups

National Proxy Census (Open Access Perform)

Mammography

¹ The Access Standard is defined as (National Proxy Census (Open Access Perform)) eligibles accessing:

1 (Mammography) provider in 60 miles or 60 minutes

Mammography/Open Access Perform Network/MNN002										
State Name	County	County SSA	Eligible		With Access ¹		Without Access ¹		Average Distance	Average Time
			#	%	#	%	#	%	1	1
Minnesota	Anoka	24010	1,740	100.0	1,740	100.0	0	0.0	4.8	5.9
	Benton	24040	243	100.0	243	100.0	0	0.0	8.5	9.4
	Carver	24090	795	100.0	795	100.0	0	0.0	5.0	5.5
	Chippewa	24110	266	100.0	266	100.0	0	0.0	6.4	7.0
	Chisago	24120	271	100.0	271	100.0	0	0.0	6.1	6.6
	Clay	24130	324	100.0	324	100.0	0	0.0	7.0	8.0
	Cottonwood	24160	255	100.0	255	100.0	0	0.0	7.1	7.7
	Dakota	24180	1,818	100.0	1,818	100.0	0	0.0	3.7	4.7
	Douglas	24200	191	100.0	191	100.0	0	0.0	7.0	7.6
	Hennepin	24260	5,098	100.0	5,098	100.0	0	0.0	2.2	3.3
	Isanti	24290	226	100.0	226	100.0	0	0.0	7.3	8.0
	Jackson	24310	107	100.0	107	100.0	0	0.0	14.8	16.1
	Kandiyohi	24330	231	100.0	231	100.0	0	0.0	7.2	7.8
	Lincoln	24400	118	100.0	118	100.0	0	0.0	7.4	8.0
	Lyon	24410	136	100.0	136	100.0	0	0.0	8.5	9.3
	McLeod	24420	199	100.0	199	100.0	0	0.0	6.1	6.6
	Meeker	24460	512	100.0	512	100.0	0	0.0	8.7	9.4
	Mille Lacs	24470	305	100.0	305	100.0	0	0.0	10.4	11.3
	Morrison	24480	187	100.0	187	100.0	0	0.0	10.1	11.0
	Murray	24500	321	100.0	321	100.0	0	0.0	9.0	9.8
	Nobles	24520	268	100.0	268	100.0	0	0.0	9.2	10.0
	Pipestone	24580	106	100.0	106	100.0	0	0.0	6.7	7.2
	Ramsey	24610	2,586	100.0	2,586	100.0	0	0.0	1.8	2.9
	Rock	24660	440	100.0	440	100.0	0	0.0	23.8	26.1
	Scott	24690	601	100.0	601	100.0	0	0.0	5.9	6.5
	Sherburne	24700	498	100.0	498	100.0	0	0.0	4.9	5.3
	Stearns	24720	798	100.0	798	100.0	0	0.0	6.3	6.9
	Todd	24760	286	100.0	286	100.0	0	0.0	9.1	9.9
Wadena	24790	167	100.0	167	100.0	0	0.0	9.4	10.2	
Washington	24810	1,030	100.0	1,030	100.0	0	0.0	2.9	3.5	
Wright	24850	743	100.0	743	100.0	0	0.0	8.0	8.8	
Yellow Medicine	24860	199	100.0	199	100.0	0	0.0	8.0	8.7	
Grand Totals			21,065	100.0	21,065	100.0	0	0.0	5.0	5.9

Nephrology/Open Access Perform Network/MNN002

May 10, 2024

Created by...
HealthPartners

Nephrology

399 providers at 351 locations

- ◆ All providers

Nephrology

Employee Group

National Proxy Census (Open Access Perform)

Provider Group

Nephrology

21,065 eligible locations

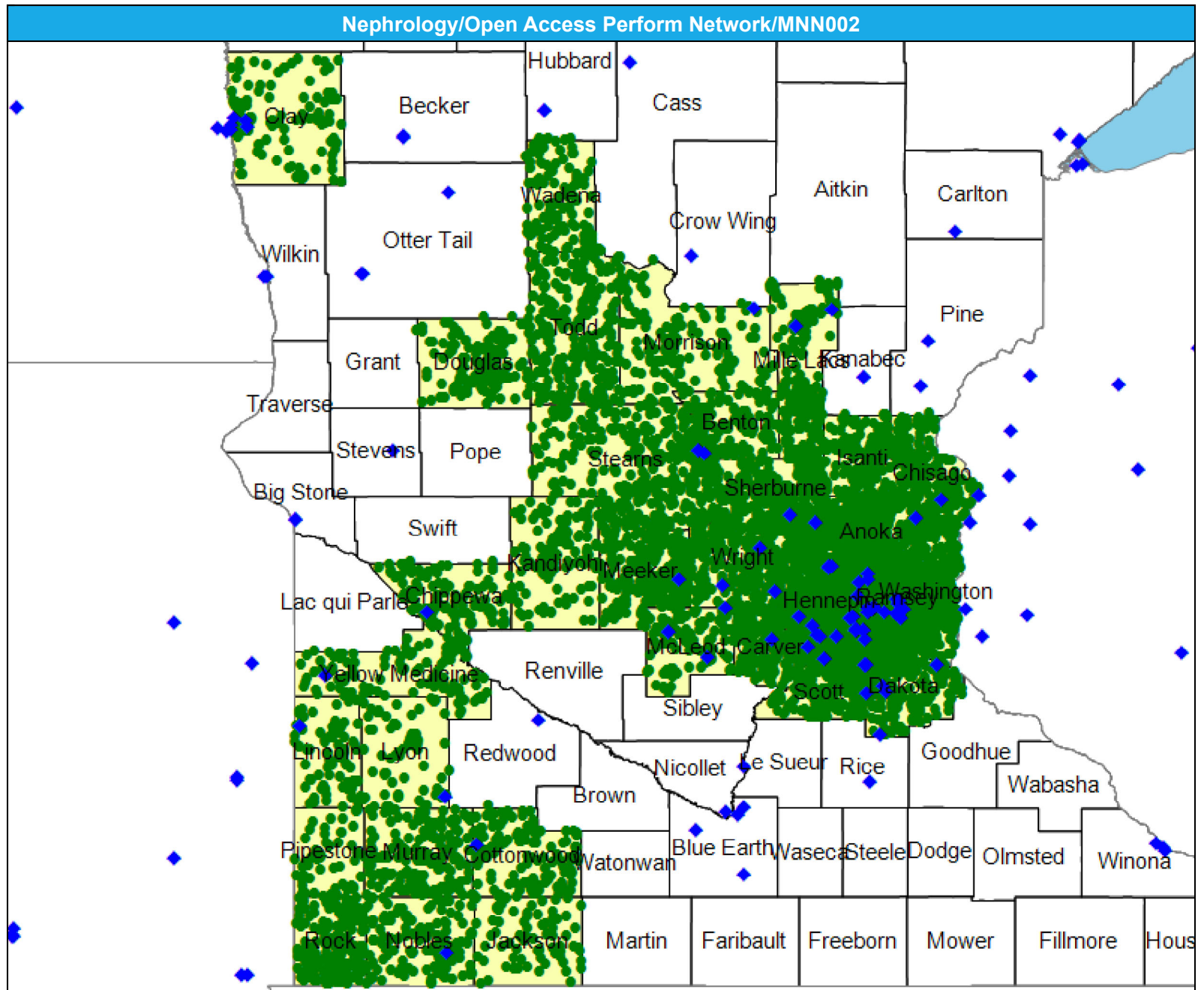
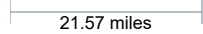
- With access (21,065)
- Without access (0)

The Access Standard is defined as (National Proxy Census (Open Access Perform)) eligibles accessing:

1 (Nephrology) provider in 60 miles or 60 minutes

Service Areas

- Open Access Perform



Access Detail By County SSA

May 10, 2024

Created by...
HealthPartners

Access Analysis

Nephrology

Eligible / Provider Groups

National Proxy Census (Open Access Perform)
Nephrology

¹ The Access Standard is defined as (National Proxy Census (Open Access Perform)) eligibles accessing:

¹ (Nephrology) provider in 60 miles or 60 minutes

Nephrology/Open Access Perform Network/MNN002									
State Name	County	County SSA	Eligible	With Access ¹		Without Access ¹		Average Distance	Average Time
			#	#	%	#	%	1	1
Minnesota	Anoka	24010	1,740	1,740	100.0	0	0.0	7.7	10.3
	Benton	24040	243	243	100.0	0	0.0	9.1	10.2
	Carver	24090	795	795	100.0	0	0.0	4.5	5.0
	Chippewa	24110	266	266	100.0	0	0.0	8.8	9.6
	Chisago	24120	271	271	100.0	0	0.0	8.9	9.6
	Clay	24130	324	324	100.0	0	0.0	8.2	9.2
	Cottonwood	24160	255	255	100.0	0	0.0	20.4	22.2
	Dakota	24180	1,818	1,818	100.0	0	0.0	4.8	6.5
	Douglas	24200	191	191	100.0	0	0.0	40.3	43.9
	Hennepin	24260	5,098	5,098	100.0	0	0.0	3.4	5.3
	Isanti	24290	226	226	100.0	0	0.0	20.0	21.7
	Jackson	24310	107	107	100.0	0	0.0	27.1	29.5
	Kandiyohi	24330	231	231	100.0	0	0.0	35.6	38.8
	Lincoln	24400	118	118	100.0	0	0.0	15.9	17.3
	Lyon	24410	136	136	100.0	0	0.0	18.8	20.4
	McLeod	24420	199	199	100.0	0	0.0	4.5	4.8
	Meeker	24460	512	512	100.0	0	0.0	13.3	14.4
	Mille Lacs	24470	305	305	100.0	0	0.0	15.6	17.0
	Morrison	24480	187	187	100.0	0	0.0	24.2	26.4
	Murray	24500	321	321	100.0	0	0.0	18.3	20.0
	Nobles	24520	268	268	100.0	0	0.0	9.8	10.7
	Pipestone	24580	106	106	100.0	0	0.0	35.9	39.4
	Ramsey	24610	2,586	2,586	100.0	0	0.0	3.1	5.0
	Rock	24660	440	440	100.0	0	0.0	28.1	32.3
	Scott	24690	601	601	100.0	0	0.0	7.1	7.9
	Sherburne	24700	498	498	100.0	0	0.0	7.7	8.5
	Stearns	24720	798	798	100.0	0	0.0	15.7	17.3
	Todd	24760	286	286	100.0	0	0.0	40.7	44.4
	Wadena	24790	167	167	100.0	0	0.0	25.4	27.7
	Washington	24810	1,030	1,030	100.0	0	0.0	8.6	10.8
Wright	24850	743	743	100.0	0	0.0	7.2	7.9	
Yellow Medicine	24860	199	199	100.0	0	0.0	13.7	15.0	
Grand Totals			21,065	21,065	100.0	0	0.0	9.0	10.7

Neurology and Neurological Surgery/Open Access Perform Network/MNN002

May 10, 2024

Created by...
HealthPartners

Neurology and Neurological Surgery

1,106 providers at 485 locations

◆ All providers

Neurology and Neurological Surgery

Employee Group

National Proxy Census (Open Access Perform)

Provider Group

Neurology and Neurological Surgery

21,065 eligible locations

● With access (21,065)

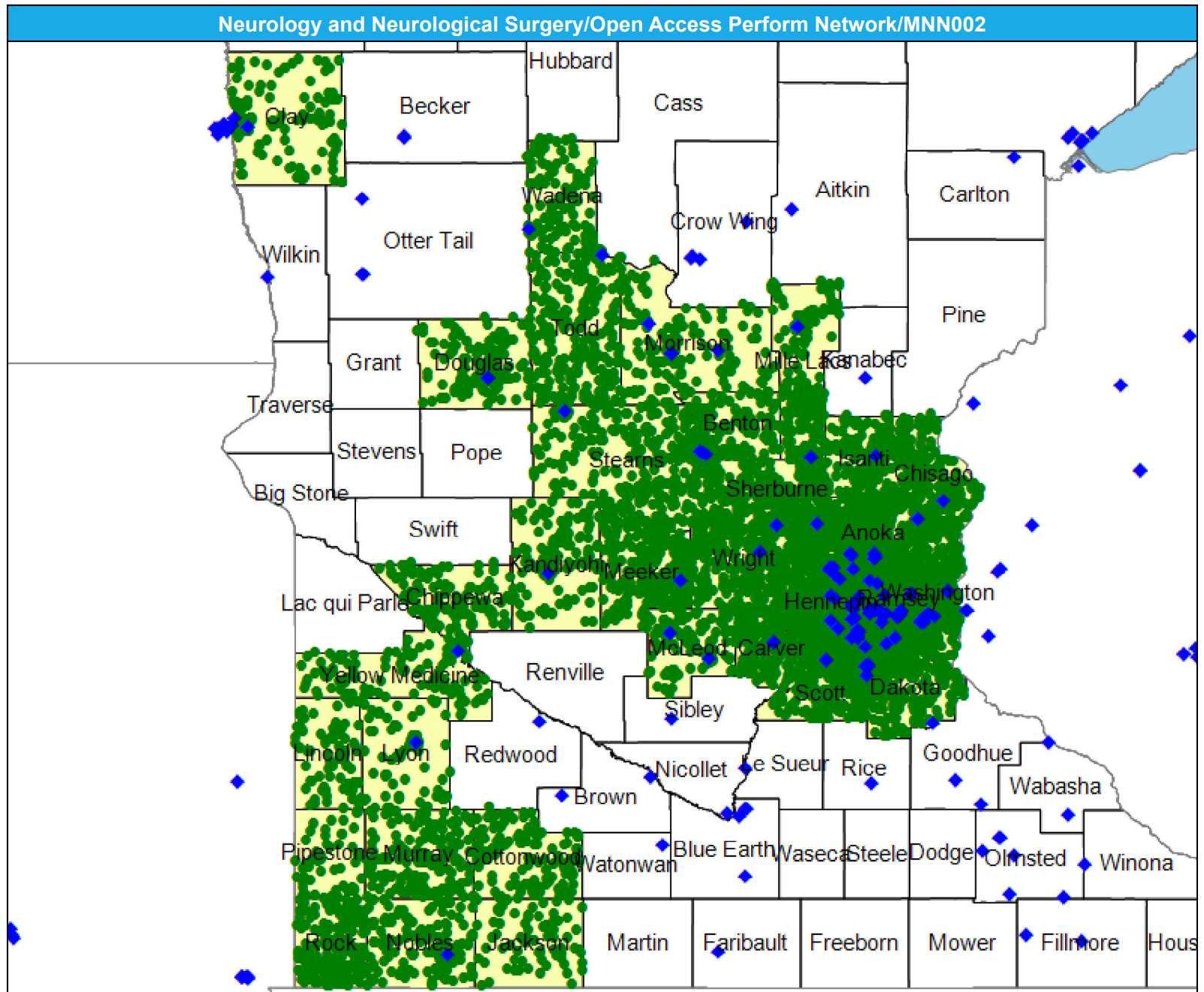
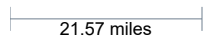
● Without access (0)

The Access Standard is defined as (National Proxy Census (Open Access Perform)) eligibles accessing:

1 (Neurology and Neurological Surgery) provider in 60 miles or 60 minutes

Service Areas

■ Open Access Perform



Access Detail By County SSA

May 10, 2024

Created by...
HealthPartners

Access Analysis

Neurology and Neurological Surgery

Eligible / Provider Groups

National Proxy Census (Open Access Perform)

Neurology and Neurological Surgery

¹ The Access Standard is defined as (National Proxy Census (Open Access Perform)) eligibles accessing:

1 (Neurology and Neurological Surgery) provider in 60 miles or 60 minutes

Neurology and Neurological Surgery/Open Access Perform Network/MNN002									
State Name	County	County SSA	Eligible	With Access ¹		Without Access ¹		Average Distance	Average Time
			#	#	%	#	%	1	1
Minnesota	Anoka	24010	1,740	1,740	100.0	0	0.0	4.9	6.2
	Benton	24040	243	243	100.0	0	0.0	8.6	9.9
	Carver	24090	795	795	100.0	0	0.0	7.4	8.3
	Chippewa	24110	266	266	100.0	0	0.0	17.5	19.0
	Chisago	24120	271	271	100.0	0	0.0	8.8	9.6
	Clay	24130	324	324	100.0	0	0.0	8.0	8.8
	Cottonwood	24160	255	255	100.0	0	0.0	26.2	28.6
	Dakota	24180	1,818	1,818	100.0	0	0.0	5.5	6.5
	Douglas	24200	191	191	100.0	0	0.0	8.1	8.8
	Hennepin	24260	5,098	5,098	100.0	0	0.0	2.8	4.3
	Isanti	24290	226	226	100.0	0	0.0	7.4	8.0
	Jackson	24310	107	107	100.0	0	0.0	27.4	29.8
	Kandiyohi	24330	231	231	100.0	0	0.0	8.7	9.4
	Lincoln	24400	118	118	100.0	0	0.0	25.7	28.0
	Lyon	24410	136	136	100.0	0	0.0	9.5	10.3
	McLeod	24420	199	199	100.0	0	0.0	5.9	6.4
	Meeker	24460	512	512	100.0	0	0.0	13.0	14.1
	Mille Lacs	24470	305	305	100.0	0	0.0	10.5	11.4
	Morrison	24480	187	187	100.0	0	0.0	7.4	8.1
	Murray	24500	321	321	100.0	0	0.0	27.3	29.7
	Nobles	24520	268	268	100.0	0	0.0	9.9	10.7
	Pipestone	24580	106	106	100.0	0	0.0	38.1	41.6
	Ramsey	24610	2,586	2,586	100.0	0	0.0	2.4	3.7
	Rock	24660	440	440	100.0	0	0.0	28.0	31.4
	Scott	24690	601	601	100.0	0	0.0	7.3	8.2
	Sherburne	24700	498	498	100.0	0	0.0	6.6	7.2
	Stearns	24720	798	798	100.0	0	0.0	10.8	12.5
	Todd	24760	286	286	100.0	0	0.0	14.1	15.3
	Wadena	24790	167	167	100.0	0	0.0	11.5	12.5
	Washington	24810	1,030	1,030	100.0	0	0.0	4.7	5.6
Wright	24850	743	743	100.0	0	0.0	8.2	9.0	
Yellow Medicine	24860	199	199	100.0	0	0.0	18.9	20.6	
Grand Totals			21,065	21,065	100.0	0	0.0	7.3	8.6

Obstetrics and Gynecology Physicians, Certified Nurse Midwives, Certified Professional Midwives, and/or OB/GYN Nurse Practitioners/Open Access Perform/MNN002

May 10, 2024

Created by...
HealthPartners

Obstetrics and Gynecology Physicians, Certified Nurse Midwives, Certified Professional Midwives, and/or OB/GYN Nurse Practitioners

2,957 providers at 1,048 locations

◆ All providers

OB/GYN

Employee Group

National Proxy Census (Open Access Perform)

Provider Group

Obstetrics and Gynecology Physicians, Certified Nurse Midwives, Certified Professional Midwives, and/or OB/GYN Nurse Practitioners

21,065 eligible locations

● With access (21,065)

● Without access (0)

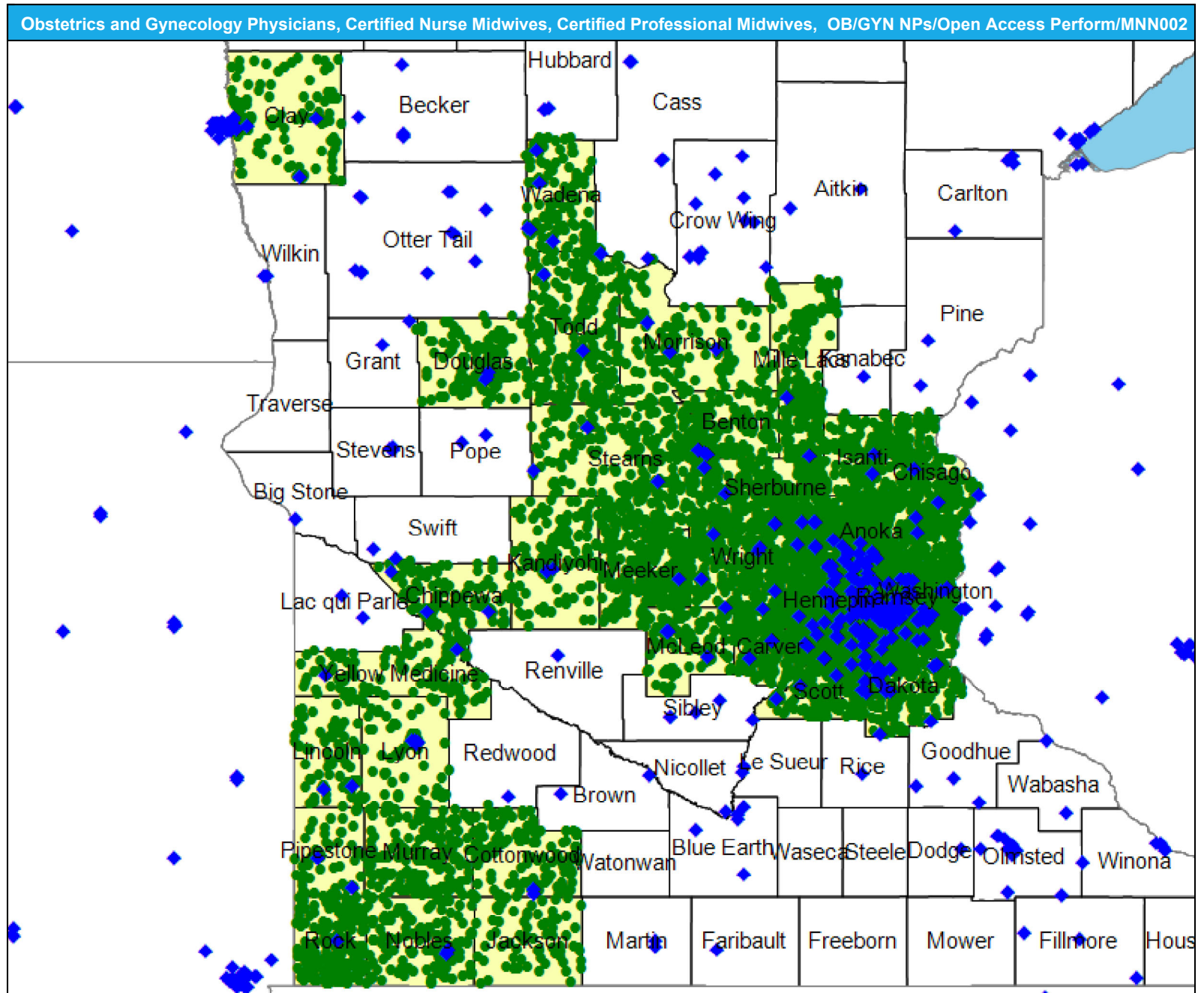
The Access Standard is defined as (National Proxy Census (Open Access Perform)) eligibles accessing:

1 (Obstetrics and Gynecology Physicians, Certified Nurse Midwives, Certified Professional Midwives, and/or OB/GYN Nurse Practitioners) provider in 60 miles or 60 minutes

Service Areas

■ Open Access Perform

21.57 miles



Access Detail By County SSA

May 10, 2024

Created by...
HealthPartners

Access Analysis
OB/GYN

Eligible / Provider Groups

National Proxy Census (Open Access Perform)
Obstetrics and Gynecology Physicians, Certified Nurse Midwives, Certified Professional Midwives, and/or OB/GYN Nurse Practitioners

¹ The Access Standard is defined as (National Proxy Census (Open Access Perform)) eligibles accessing:

¹ (Obstetrics and Gynecology Physicians, Certified Nurse Midwives, Certified Professional Midwives, and/or OB/GYN Nurse Practitioners) provider in 60 miles or 60 minutes

Obstetrics and Gynecology Physicians, Certified Nurse Midwives, Certified Professional Midwives, and/or OB/GYN NPs/Perform/MNN002									
State Name	County	County SSA	Eligible	With Access ¹		Without Access ¹		Average Distance	Average Time
			#	#	%	#	%	1	1
Minnesota	Anoka	24010	1,740	1,740	100.0	0	0.0	3.4	4.1
	Benton	24040	243	243	100.0	0	0.0	7.0	7.7
	Carver	24090	795	795	100.0	0	0.0	2.8	3.1
	Chippewa	24110	266	266	100.0	0	0.0	3.9	4.2
	Chisago	24120	271	271	100.0	0	0.0	5.4	5.9
	Clay	24130	324	324	100.0	0	0.0	3.9	4.3
	Cottonwood	24160	255	255	100.0	0	0.0	9.3	10.1
	Dakota	24180	1,818	1,818	100.0	0	0.0	2.2	2.7
	Douglas	24200	191	191	100.0	0	0.0	6.6	7.2
	Hennepin	24260	5,098	5,098	100.0	0	0.0	1.7	2.5
	Isanti	24290	226	226	100.0	0	0.0	5.6	6.1
	Jackson	24310	107	107	100.0	0	0.0	15.5	16.9
	Kandiyohi	24330	231	231	100.0	0	0.0	7.1	7.7
	Lincoln	24400	118	118	100.0	0	0.0	9.8	10.6
	Lyon	24410	136	136	100.0	0	0.0	7.9	8.5
	McLeod	24420	199	199	100.0	0	0.0	4.2	4.6
	Meeker	24460	512	512	100.0	0	0.0	11.6	12.6
	Mille Lacs	24470	305	305	100.0	0	0.0	9.7	10.5
	Morrison	24480	187	187	100.0	0	0.0	7.0	7.6
	Murray	24500	321	321	100.0	0	0.0	20.3	22.1
	Nobles	24520	268	268	100.0	0	0.0	7.9	8.5
	Pipestone	24580	106	106	100.0	0	0.0	4.2	4.5
	Ramsey	24610	2,586	2,586	100.0	0	0.0	1.2	1.9
	Rock	24660	440	440	100.0	0	0.0	6.1	6.6
	Scott	24690	601	601	100.0	0	0.0	3.1	3.5
	Sherburne	24700	498	498	100.0	0	0.0	5.3	5.8
	Stearns	24720	798	798	100.0	0	0.0	6.4	7.0
	Todd	24760	286	286	100.0	0	0.0	8.5	9.2
	Wadena	24790	167	167	100.0	0	0.0	4.7	5.1
	Washington	24810	1,030	1,030	100.0	0	0.0	2.8	3.3
Wright	24850	743	743	100.0	0	0.0	3.6	3.9	
Yellow Medicine	24860	199	199	100.0	0	0.0	8.0	8.7	
Grand Totals			21,065	21,065	100.0	0	0.0	3.9	4.6

Oncology Medical/Surgical/Open Access Perform Network/MNN002

May 10, 2024

Created by...
HealthPartners

Oncology Medical/Surgical

901 providers at 500 locations

◆ All providers

Oncology Medical/Surgical

Employee Group

National Proxy Census (Open Access Perform)

Provider Group

Oncology Medical/Surgical

21,065 eligible locations

● With access (21,065)

● Without access (0)

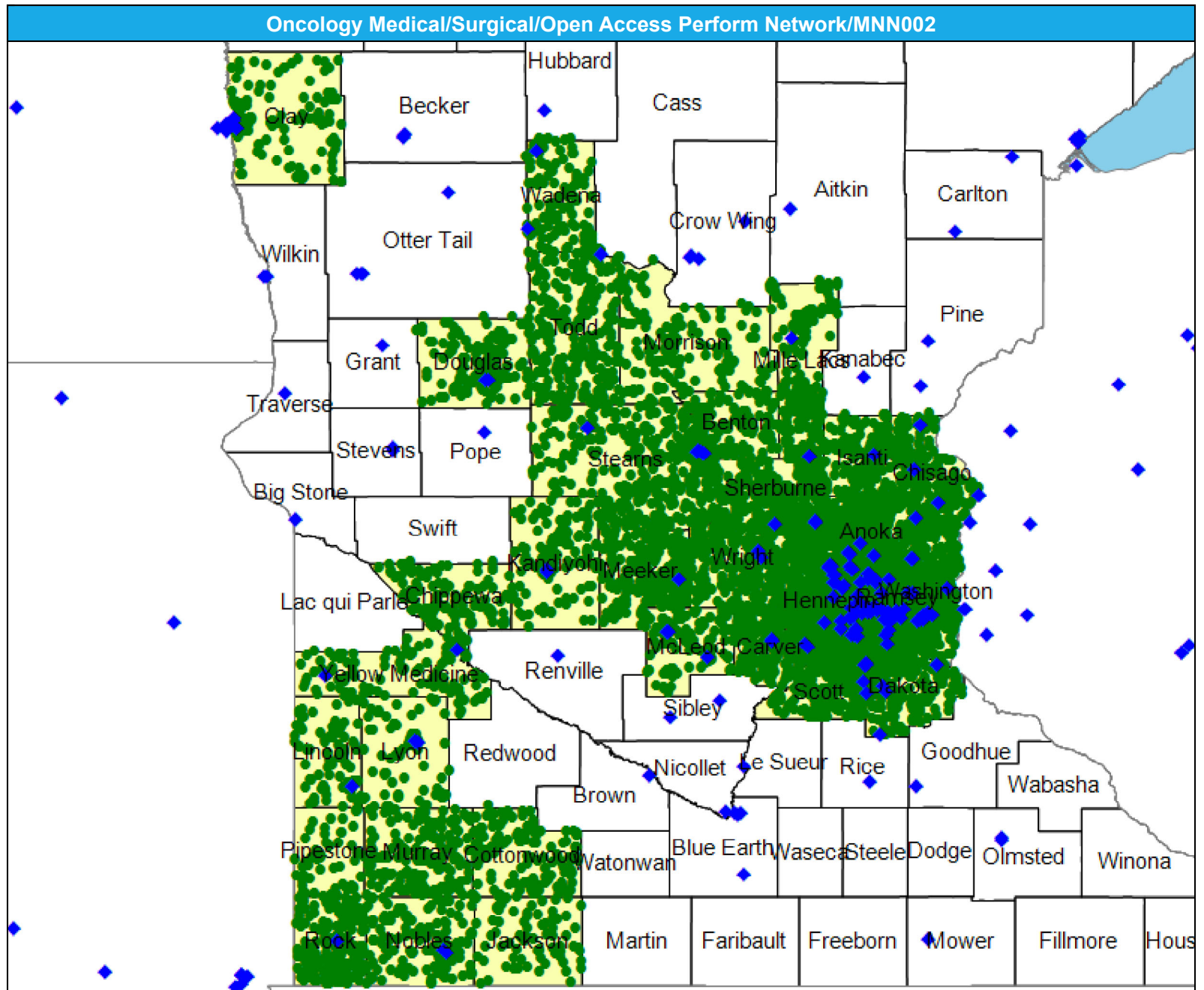
The Access Standard is defined as (National Proxy Census (Open Access Perform)) eligibles accessing:

1 (Oncology Medical/Surgical) provider in 60 miles or 60 minutes

Service Areas

■ Open Access Perform

21.57 miles



Access Detail By County SSA

May 10, 2024

Created by...
HealthPartners

Access Analysis

Oncology Medical/Surgical

Eligible / Provider Groups

National Proxy Census (Open Access Perform)

Oncology Medical/Surgical

¹ The Access Standard is defined as (National Proxy Census (Open Access Perform)) eligibles accessing:

1 (Oncology Medical/Surgical) provider in 60 miles or 60 minutes

Oncology Medical/Surgical/Open Access Perform Network/MNN002										
State Name	County	County SSA	Eligible		With Access ¹		Without Access ¹		Average Distance	Average Time
			#	%	#	%	#	%	1	1
Minnesota	Anoka	24010	1,740	100.0	1,740	100.0	0	0.0	4.3	5.2
	Benton	24040	243	100.0	243	100.0	0	0.0	8.7	10.1
	Carver	24090	795	100.0	795	100.0	0	0.0	5.2	5.7
	Chippewa	24110	266	100.0	266	100.0	0	0.0	17.4	18.9
	Chisago	24120	271	100.0	271	100.0	0	0.0	4.2	4.5
	Clay	24130	324	100.0	324	100.0	0	0.0	8.8	9.7
	Cottonwood	24160	255	100.0	255	100.0	0	0.0	38.2	41.6
	Dakota	24180	1,818	100.0	1,818	100.0	0	0.0	3.7	4.7
	Douglas	24200	191	100.0	191	100.0	0	0.0	7.8	8.4
	Hennepin	24260	5,098	100.0	5,098	100.0	0	0.0	2.6	3.9
	Isanti	24290	226	100.0	226	100.0	0	0.0	6.8	7.4
	Jackson	24310	107	100.0	107	100.0	0	0.0	27.7	30.1
	Kandiyohi	24330	231	100.0	231	100.0	0	0.0	8.2	8.9
	Lincoln	24400	118	100.0	118	100.0	0	0.0	11.9	12.9
	Lyon	24410	136	100.0	136	100.0	0	0.0	8.4	9.1
	McLeod	24420	199	100.0	199	100.0	0	0.0	5.8	6.3
	Meeker	24460	512	100.0	512	100.0	0	0.0	13.0	14.1
	Mille Lacs	24470	305	100.0	305	100.0	0	0.0	11.0	12.0
	Morrison	24480	187	100.0	187	100.0	0	0.0	22.9	25.3
	Murray	24500	321	100.0	321	100.0	0	0.0	24.7	26.9
	Nobles	24520	268	100.0	268	100.0	0	0.0	8.4	9.1
	Pipestone	24580	106	100.0	106	100.0	0	0.0	21.4	23.3
	Ramsey	24610	2,586	100.0	2,586	100.0	0	0.0	1.8	2.9
	Rock	24660	440	100.0	440	100.0	0	0.0	7.2	7.8
	Scott	24690	601	100.0	601	100.0	0	0.0	8.6	9.7
	Sherburne	24700	498	100.0	498	100.0	0	0.0	6.5	7.1
	Stearns	24720	798	100.0	798	100.0	0	0.0	9.8	11.3
	Todd	24760	286	100.0	286	100.0	0	0.0	16.1	17.6
Wadena	24790	167	100.0	167	100.0	0	0.0	6.8	7.4	
Washington	24810	1,030	100.0	1,030	100.0	0	0.0	3.9	4.7	
Wright	24850	743	100.0	743	100.0	0	0.0	7.8	8.6	
Yellow Medicine	24860	199	100.0	199	100.0	0	0.0	8.1	8.8	
Grand Totals			21,065	100.0	21,065	100.0	0	0.0	6.3	7.3

Oncology Radiation/Open Access Perform Network/MNN002

May 10, 2024

Created by...
HealthPartners

Oncology Radiation

662 providers at 357 locations

◆ All providers

Oncology Radiation

Employee Group

National Proxy Census (Open Access Perform)

Provider Group

Oncology Radiation

21,065 eligible locations

● With access (21,065)

● Without access (0)

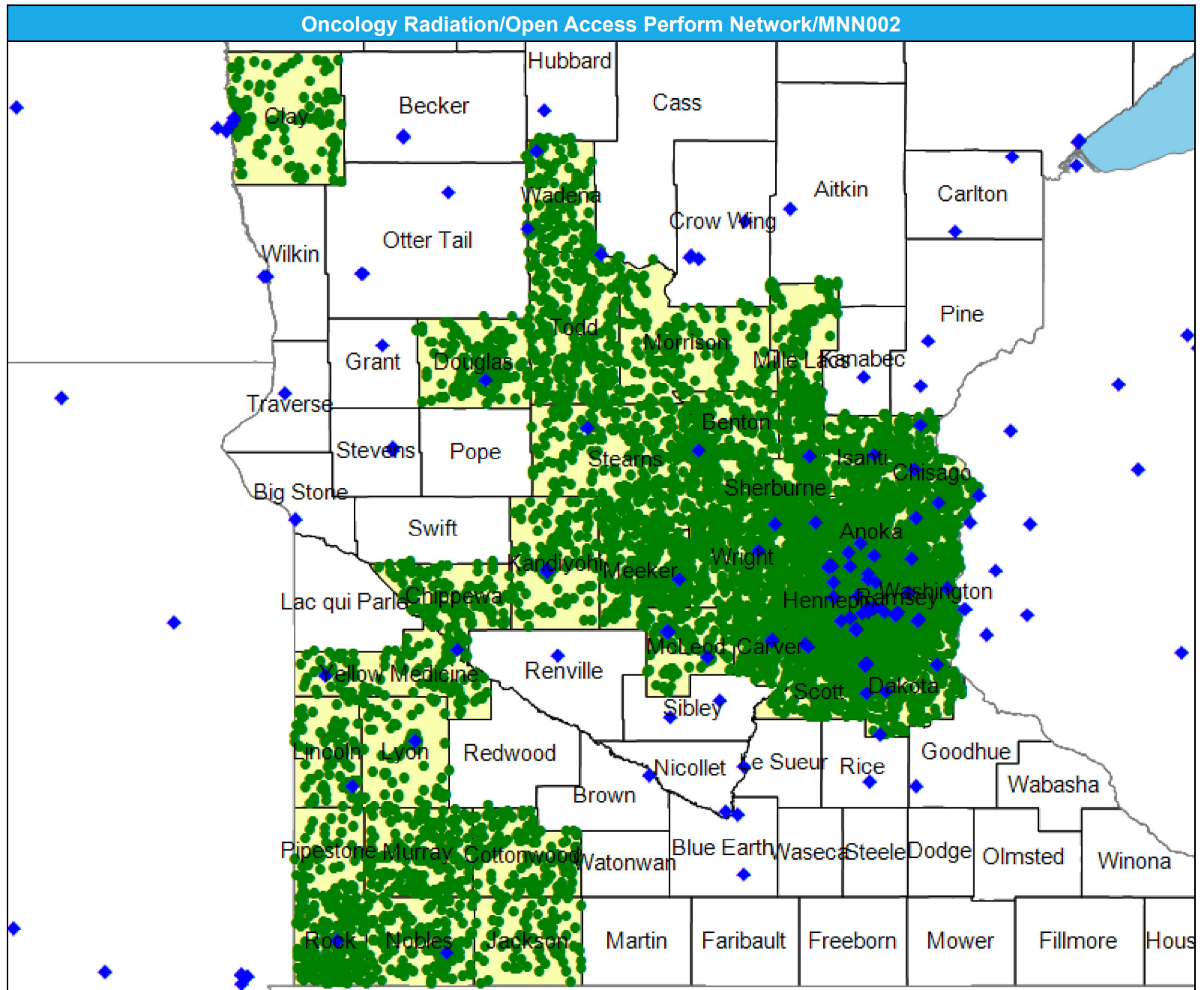
The Access Standard is defined as (National Proxy Census (Open Access Perform)) eligibles accessing:

1 (Oncology Radiation) provider in 60 miles or 60 minutes

Service Areas

■ Open Access Perform

21.57 miles



Access Detail By County SSA

May 10, 2024

Created by...
HealthPartners

Access Analysis

Oncology Radiation

Eligible / Provider Groups

National Proxy Census (Open Access Perform)

Oncology Radiation

¹ The Access Standard is defined as (National Proxy Census (Open Access Perform)) eligibles accessing:

1 (Oncology Radiation) provider in 60 miles or 60 minutes

Oncology Radiation/Open Access Perform Network/MNN002									
State Name	County	County SSA	Eligible	With Access ¹		Without Access ¹		Average Distance	Average Time
			#	#	%	#	%	1	1
Minnesota	Anoka	24010	1,740	1,740	100.0	0	0.0	4.3	5.3
	Benton	24040	243	243	100.0	0	0.0	9.8	11.5
	Carver	24090	795	795	100.0	0	0.0	5.3	5.9
	Chippewa	24110	266	266	100.0	0	0.0	17.4	18.9
	Chisago	24120	271	271	100.0	0	0.0	4.2	4.5
	Clay	24130	324	324	100.0	0	0.0	9.4	10.8
	Cottonwood	24160	255	255	100.0	0	0.0	38.3	41.7
	Dakota	24180	1,818	1,818	100.0	0	0.0	5.1	6.7
	Douglas	24200	191	191	100.0	0	0.0	8.1	8.8
	Hennepin	24260	5,098	5,098	100.0	0	0.0	3.4	5.3
	Isanti	24290	226	226	100.0	0	0.0	6.9	7.4
	Jackson	24310	107	107	100.0	0	0.0	27.7	30.2
	Kandiyohi	24330	231	231	100.0	0	0.0	8.2	8.9
	Lincoln	24400	118	118	100.0	0	0.0	11.9	12.9
	Lyon	24410	136	136	100.0	0	0.0	8.6	9.3
	McLeod	24420	199	199	100.0	0	0.0	5.8	6.3
	Meeker	24460	512	512	100.0	0	0.0	13.0	14.1
	Mille Lacs	24470	305	305	100.0	0	0.0	15.9	17.4
	Morrison	24480	187	187	100.0	0	0.0	24.4	27.1
	Murray	24500	321	321	100.0	0	0.0	25.4	27.6
	Nobles	24520	268	268	100.0	0	0.0	8.7	9.4
	Pipestone	24580	106	106	100.0	0	0.0	21.4	23.3
	Ramsey	24610	2,586	2,586	100.0	0	0.0	2.7	4.3
	Rock	24660	440	440	100.0	0	0.0	7.2	7.8
	Scott	24690	601	601	100.0	0	0.0	8.9	10.1
	Sherburne	24700	498	498	100.0	0	0.0	6.9	7.6
	Stearns	24720	798	798	100.0	0	0.0	10.5	12.0
	Todd	24760	286	286	100.0	0	0.0	16.2	17.7
	Wadena	24790	167	167	100.0	0	0.0	6.8	7.4
	Washington	24810	1,030	1,030	100.0	0	0.0	4.6	5.5
Wright	24850	743	743	100.0	0	0.0	8.2	9.0	
Yellow Medicine	24860	199	199	100.0	0	0.0	8.1	8.8	
Grand Totals			21,065	21,065	100.0	0	0.0	6.9	8.3

Ophthalmology/Open Access Perform Network/MNN002

May 10, 2024

Created by...
HealthPartners

Ophthalmology

671 providers at 501 locations

- ◆ All providers

Ophthalmology

Employee Group

National Proxy Census (Open Access Perform)

Provider Group

Ophthalmology

21,065 eligible locations

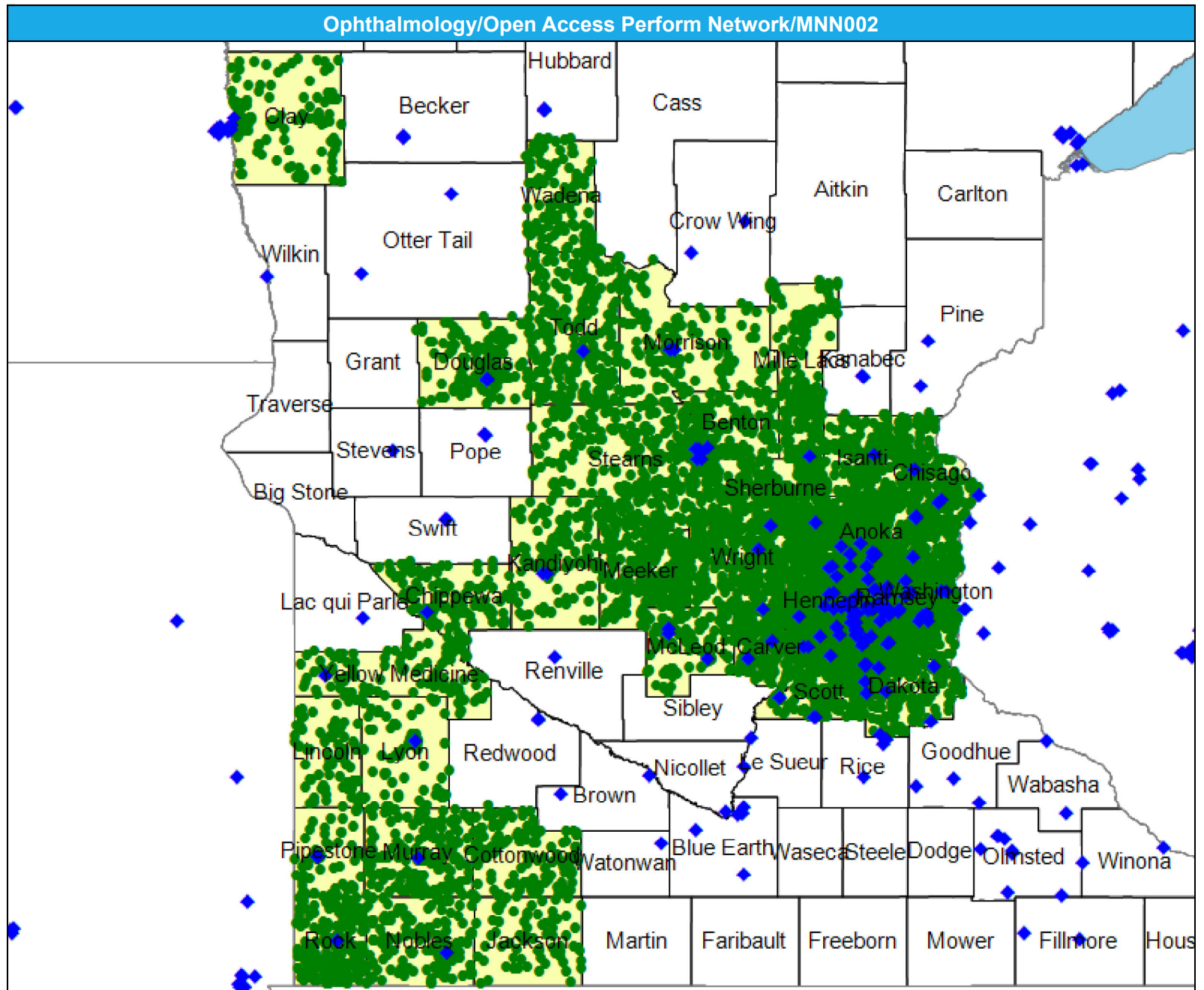
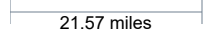
- With access (21,065)
- Without access (0)

The Access Standard is defined as (National Proxy Census (Open Access Perform)) eligibles accessing:

1 (Ophthalmology) provider in 60 miles or 60 minutes

Service Areas

- Open Access Perform



Access Detail By County SSA

May 10, 2024

Created by...
HealthPartners

Access Analysis

Ophthalmology

Eligible / Provider Groups

National Proxy Census (Open Access Perform)
Ophthalmology

¹ The Access Standard is defined as (National Proxy Census (Open Access Perform)) eligibles accessing:

¹ (Ophthalmology) provider in 60 miles or 60 minutes

Ophthalmology/Open Access Perform Network/MNN002										
State Name	County	County SSA	Eligible		With Access ¹		Without Access ¹		Average Distance	Average Time
			#	%	#	%	#	%	1	1
Minnesota	Anoka	24010	1,740	100.0	1,740	100.0	0	0.0	3.8	4.7
	Benton	24040	243	100.0	243	100.0	0	0.0	8.1	8.8
	Carver	24090	795	100.0	795	100.0	0	0.0	3.0	3.4
	Chippewa	24110	266	100.0	266	100.0	0	0.0	8.4	9.1
	Chisago	24120	271	100.0	271	100.0	0	0.0	5.3	5.7
	Clay	24130	324	100.0	324	100.0	0	0.0	9.5	10.9
	Cottonwood	24160	255	100.0	255	100.0	0	0.0	24.2	26.3
	Dakota	24180	1,818	100.0	1,818	100.0	0	0.0	3.5	4.5
	Douglas	24200	191	100.0	191	100.0	0	0.0	8.4	9.1
	Hennepin	24260	5,098	100.0	5,098	100.0	0	0.0	2.3	3.5
	Isanti	24290	226	100.0	226	100.0	0	0.0	6.9	7.5
	Jackson	24310	107	100.0	107	100.0	0	0.0	27.3	29.7
	Kandiyohi	24330	231	100.0	231	100.0	0	0.0	8.5	9.3
	Lincoln	24400	118	100.0	118	100.0	0	0.0	20.3	22.1
	Lyon	24410	136	100.0	136	100.0	0	0.0	9.3	10.1
	McLeod	24420	199	100.0	199	100.0	0	0.0	5.3	5.7
	Meeker	24460	512	100.0	512	100.0	0	0.0	20.2	22.0
	Mille Lacs	24470	305	100.0	305	100.0	0	0.0	16.0	17.4
	Morrison	24480	187	100.0	187	100.0	0	0.0	11.4	12.4
	Murray	24500	321	100.0	321	100.0	0	0.0	10.1	11.0
	Nobles	24520	268	100.0	268	100.0	0	0.0	8.3	9.1
	Pipestone	24580	106	100.0	106	100.0	0	0.0	7.2	7.9
	Ramsey	24610	2,586	100.0	2,586	100.0	0	0.0	2.0	3.2
	Rock	24660	440	100.0	440	100.0	0	0.0	7.0	7.7
	Scott	24690	601	100.0	601	100.0	0	0.0	4.7	5.3
	Sherburne	24700	498	100.0	498	100.0	0	0.0	6.7	7.2
	Stearns	24720	798	100.0	798	100.0	0	0.0	12.0	13.1
	Todd	24760	286	100.0	286	100.0	0	0.0	15.3	16.7
Wadena	24790	167	100.0	167	100.0	0	0.0	24.8	27.0	
Washington	24810	1,030	100.0	1,030	100.0	0	0.0	3.9	4.7	
Wright	24850	743	100.0	743	100.0	0	0.0	8.5	9.3	
Yellow Medicine	24860	199	100.0	199	100.0	0	0.0	13.3	14.5	
Grand Totals			21,065	100.0	21,065	100.0	0	0.0	5.9	6.9

Orthopedic Surgery/Open Access Perform Network/MNN002

May 10, 2024

Created by...
HealthPartners

Orthopedic Surgery

1,181 providers at 757 locations

◆ All providers

Orthopedic Surgery

Employee Group

National Proxy Census (Open Access Perform)

Provider Group

Orthopedic Surgery

21,065 eligible locations

● With access (21,065)

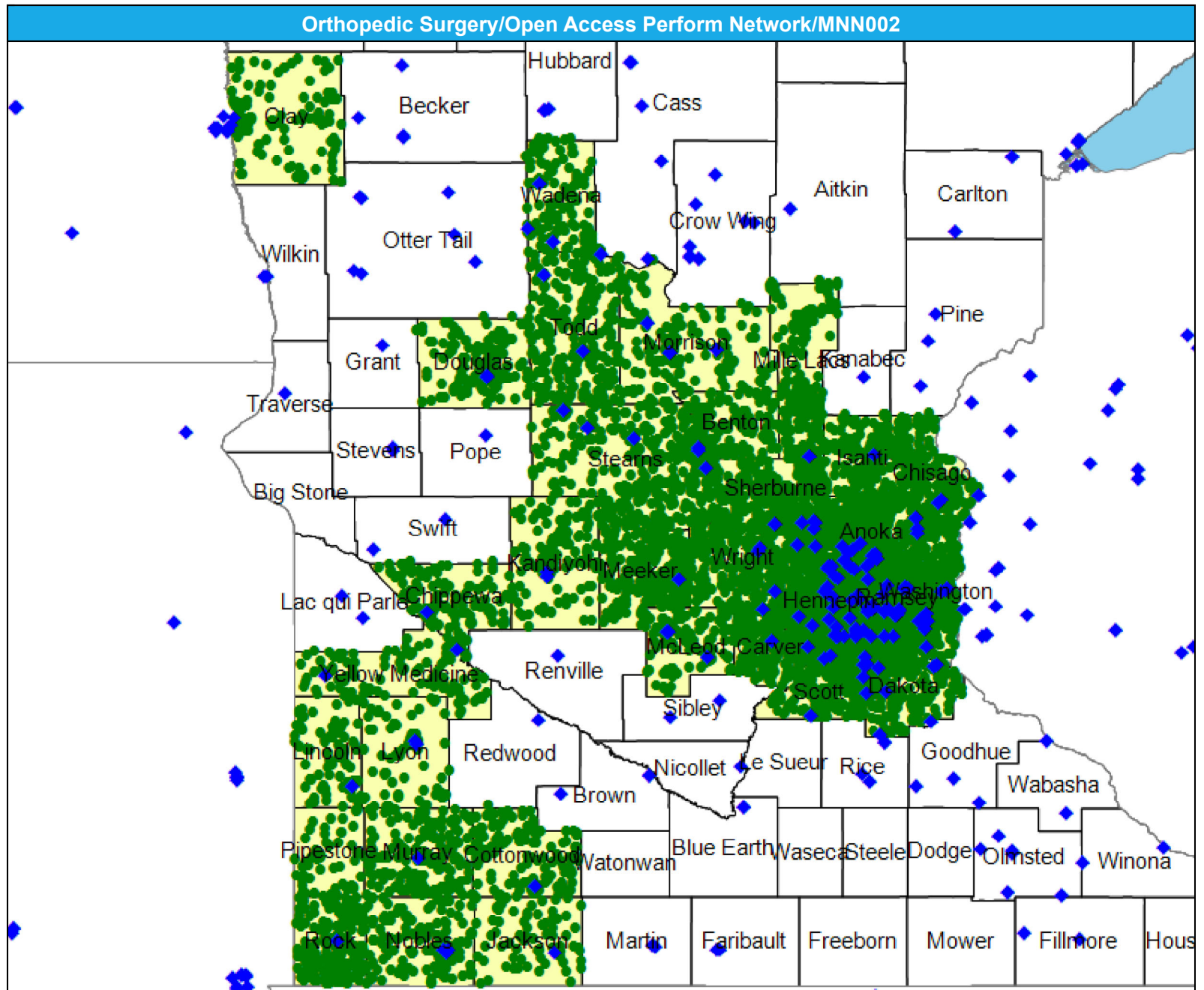
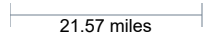
● Without access (0)

The Access Standard is defined as (National Proxy Census (Open Access Perform)) eligibles accessing:

1 (Orthopedic Surgery) provider in 60 miles or 60 minutes

Service Areas

■ Open Access Perform



Access Detail By County SSA

May 10, 2024

Created by...
HealthPartners

Access Analysis

Orthopedic Surgery

Eligible / Provider Groups

National Proxy Census (Open Access Perform)

Orthopedic Surgery

¹ The Access Standard is defined as (National Proxy Census (Open Access Perform)) eligibles accessing:

¹ (Orthopedic Surgery) provider in 60 miles or 60 minutes

Orthopedic Surgery/Open Access Perform Network/MNN002									
State Name	County	County SSA	Eligible	With Access ¹		Without Access ¹		Average Distance	Average Time
			#	#	%	#	%	1	1
Minnesota	Anoka	24010	1,740	1,740	100.0	0	0.0	3.9	4.8
	Benton	24040	243	243	100.0	0	0.0	9.0	9.8
	Carver	24090	795	795	100.0	0	0.0	4.4	4.8
	Chippewa	24110	266	266	100.0	0	0.0	6.4	7.0
	Chisago	24120	271	271	100.0	0	0.0	7.6	8.2
	Clay	24130	324	324	100.0	0	0.0	7.4	8.4
	Cottonwood	24160	255	255	100.0	0	0.0	10.5	11.4
	Dakota	24180	1,818	1,818	100.0	0	0.0	3.2	4.1
	Douglas	24200	191	191	100.0	0	0.0	7.6	8.2
	Hennepin	24260	5,098	5,098	100.0	0	0.0	2.2	3.5
	Isanti	24290	226	226	100.0	0	0.0	7.4	8.0
	Jackson	24310	107	107	100.0	0	0.0	8.7	9.4
	Kandiyohi	24330	231	231	100.0	0	0.0	8.4	9.1
	Lincoln	24400	118	118	100.0	0	0.0	11.8	12.9
	Lyon	24410	136	136	100.0	0	0.0	8.3	9.1
	McLeod	24420	199	199	100.0	0	0.0	5.3	5.8
	Meeker	24460	512	512	100.0	0	0.0	12.7	13.9
	Mille Lacs	24470	305	305	100.0	0	0.0	15.5	16.8
	Morrison	24480	187	187	100.0	0	0.0	7.0	7.6
	Murray	24500	321	321	100.0	0	0.0	10.0	10.9
	Nobles	24520	268	268	100.0	0	0.0	7.8	8.5
	Pipestone	24580	106	106	100.0	0	0.0	21.3	23.2
	Ramsey	24610	2,586	2,586	100.0	0	0.0	2.3	3.7
	Rock	24660	440	440	100.0	0	0.0	6.8	7.3
	Scott	24690	601	601	100.0	0	0.0	5.2	5.8
	Sherburne	24700	498	498	100.0	0	0.0	5.8	6.3
	Stearns	24720	798	798	100.0	0	0.0	7.6	8.4
	Todd	24760	286	286	100.0	0	0.0	7.9	8.5
	Wadena	24790	167	167	100.0	0	0.0	6.1	6.6
	Washington	24810	1,030	1,030	100.0	0	0.0	3.2	3.8
Wright	24850	743	743	100.0	0	0.0	5.6	6.1	
Yellow Medicine	24860	199	199	100.0	0	0.0	8.0	8.7	
Grand Totals			21,065	21,065	100.0	0	0.0	4.8	5.8

Otolaryngology/Open Access Perform Network/MNN002

May 10, 2024

Created by...
HealthPartners

Otolaryngology

448 providers at 428 locations

◆ All providers

Otolaryngology

Employee Group

National Proxy Census (Open Access Perform)

Provider Group

Otolaryngology

21,065 eligible locations

● With access (21,065)

● Without access (0)

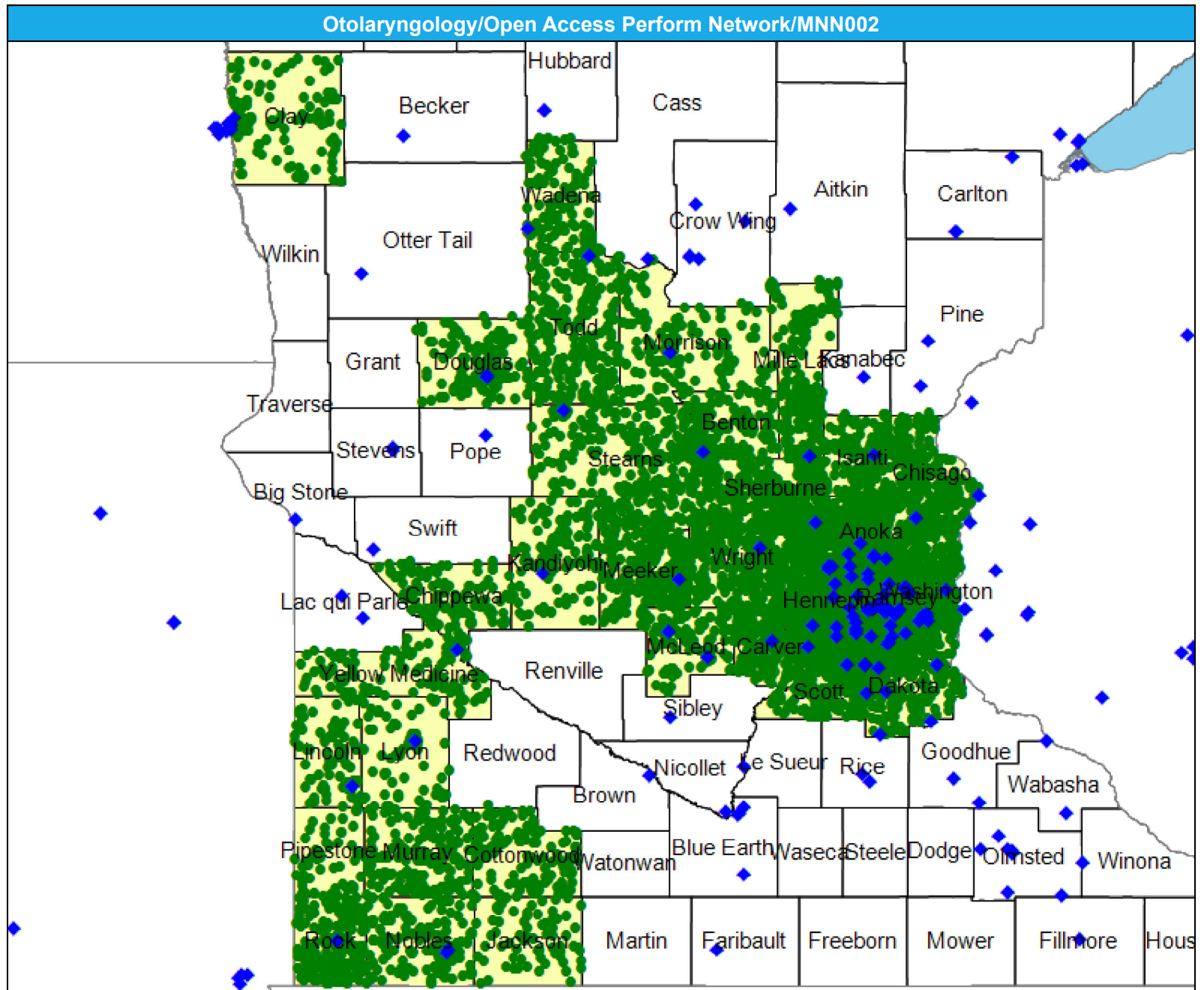
The Access Standard is defined as (National Proxy Census (Open Access Perform)) eligibles accessing:

1 (Otolaryngology) provider in 60 miles or 60 minutes

Service Areas

■ Open Access Perform

21.57 miles



Access Detail By County SSA

May 10, 2024

Created by...
HealthPartners

Access Analysis

Otolaryngology

Eligible / Provider Groups

National Proxy Census (Open Access Perform)

Otolaryngology

¹ The Access Standard is defined as (National Proxy Census (Open Access Perform)) eligibles accessing:

1 (Otolaryngology) provider in 60 miles or 60 minutes

Otolaryngology/Open Access Perform Network/MNN002									
State Name	County	County SSA	Eligible	With Access ¹		Without Access ¹		Average Distance	Average Time
			#	#	%	#	%	1	1
Minnesota	Anoka	24010	1,740	1,740	100.0	0	0.0	4.2	5.2
	Benton	24040	243	243	100.0	0	0.0	9.1	10.7
	Carver	24090	795	795	100.0	0	0.0	5.0	5.5
	Chippewa	24110	266	266	100.0	0	0.0	15.2	16.5
	Chisago	24120	271	271	100.0	0	0.0	9.6	10.4
	Clay	24130	324	324	100.0	0	0.0	9.4	10.8
	Cottonwood	24160	255	255	100.0	0	0.0	36.6	39.9
	Dakota	24180	1,818	1,818	100.0	0	0.0	3.0	3.9
	Douglas	24200	191	191	100.0	0	0.0	8.1	8.8
	Hennepin	24260	5,098	5,098	100.0	0	0.0	2.8	4.3
	Isanti	24290	226	226	100.0	0	0.0	7.4	8.0
	Jackson	24310	107	107	100.0	0	0.0	22.1	24.1
	Kandiyohi	24330	231	231	100.0	0	0.0	9.3	10.1
	Lincoln	24400	118	118	100.0	0	0.0	14.1	15.4
	Lyon	24410	136	136	100.0	0	0.0	8.7	9.4
	McLeod	24420	199	199	100.0	0	0.0	5.9	6.4
	Meeker	24460	512	512	100.0	0	0.0	13.1	14.3
	Mille Lacs	24470	305	305	100.0	0	0.0	15.9	17.4
	Morrison	24480	187	187	100.0	0	0.0	10.7	11.6
	Murray	24500	321	321	100.0	0	0.0	24.9	27.1
	Nobles	24520	268	268	100.0	0	0.0	8.4	9.1
	Pipestone	24580	106	106	100.0	0	0.0	21.4	23.3
	Ramsey	24610	2,586	2,586	100.0	0	0.0	2.1	3.4
	Rock	24660	440	440	100.0	0	0.0	7.2	7.8
	Scott	24690	601	601	100.0	0	0.0	7.3	8.1
	Sherburne	24700	498	498	100.0	0	0.0	8.3	9.1
	Stearns	24720	798	798	100.0	0	0.0	11.5	13.3
	Todd	24760	286	286	100.0	0	0.0	14.0	15.2
	Wadena	24790	167	167	100.0	0	0.0	9.1	9.8
	Washington	24810	1,030	1,030	100.0	0	0.0	4.3	5.1
Wright	24850	743	743	100.0	0	0.0	9.5	10.4	
Yellow Medicine	24860	199	199	100.0	0	0.0	14.1	15.4	
Grand Totals			21,065	21,065	100.0	0	0.0	6.5	7.7

Outpatient Infusion/Chemotherapy/Open Access Perform Network/MNN002

May 10, 2024

Created by...
HealthPartners

Outpatient Infusion/Chemotherapy

302 providers at 328 locations

- ◆ All providers

Outpatient Infusion/Chemotherapy

Employee Group

National Proxy Census (Open Access Perform)

Provider Group

Outpatient Infusion/Chemotherapy

21,065 eligible locations

- With access (21,065)
- Without access (0)

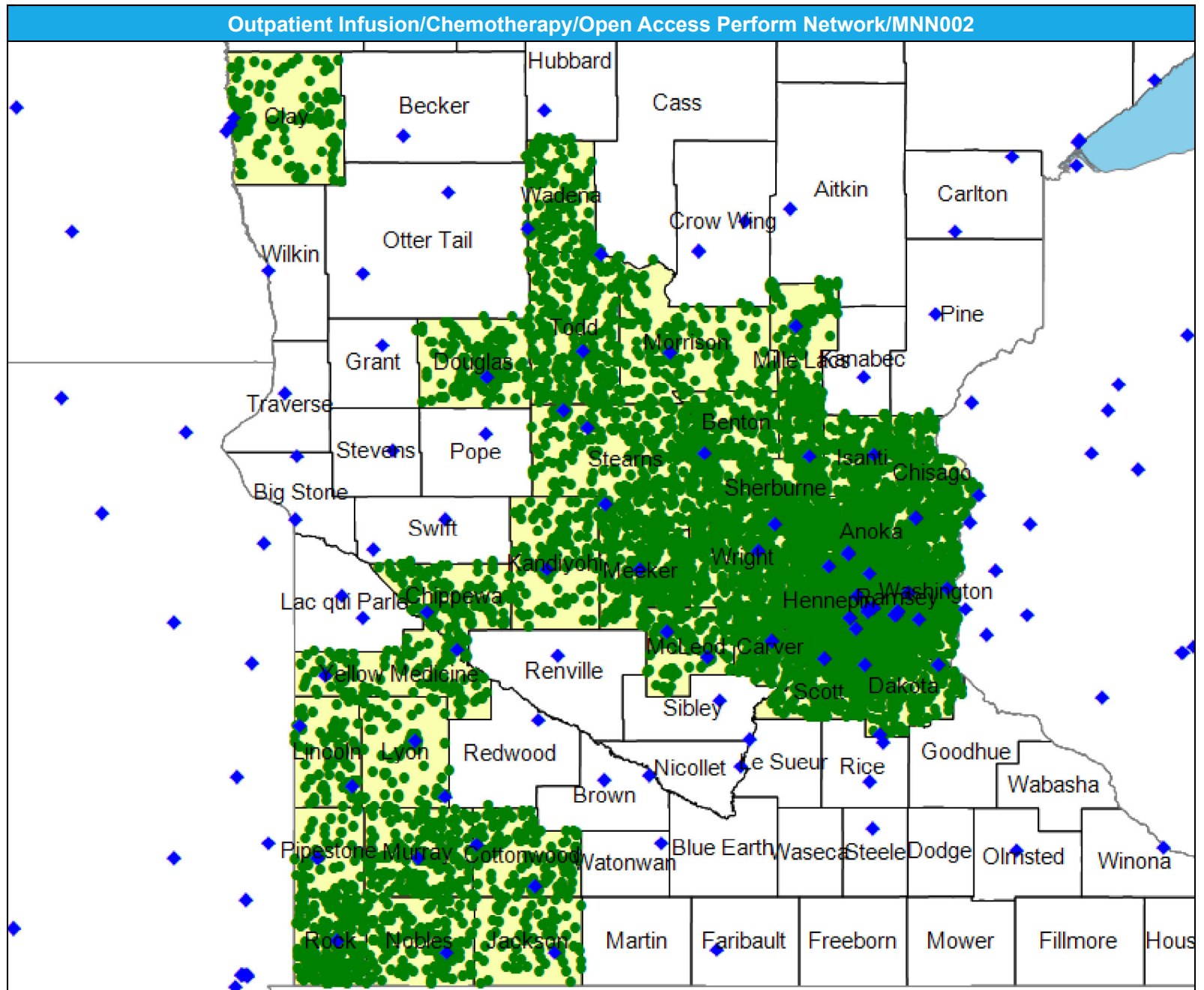
The Access Standard is defined as (National Proxy Census (Open Access Perform)) eligibles accessing:

1 (Outpatient Infusion/Chemotherapy) provider in 60 miles or 60 minutes

Service Areas

- Open Access Perform

21.57 miles



Access Detail By County SSA

May 10, 2024

Created by...
HealthPartners

Access Analysis

Outpatient
Infusion/Chemotherapy

Eligible / Provider Groups

National Proxy Census (Open
Access Perform)

Outpatient
Infusion/Chemotherapy

¹ The Access Standard is defined
as (National Proxy Census
(Open Access Perform)) eligibles
accessing:

1 (Outpatient
Infusion/Chemotherapy)
provider in 60 miles or 60
minutes

Outpatient Infusion/Chemotherapy/Open Access Perform Network/MNN002									
State Name	County	County SSA	Eligible	With Access ¹		Without Access ¹		Average Distance	Average Time
			#	#	%	#	%	1	1
Minnesota	Anoka	24010	1,740	1,740	100.0	0	0.0	6.5	8.6
	Benton	24040	243	243	100.0	0	0.0	9.0	10.5
	Carver	24090	795	795	100.0	0	0.0	7.8	8.6
	Chippewa	24110	266	266	100.0	0	0.0	6.5	7.0
	Chisago	24120	271	271	100.0	0	0.0	10.2	11.1
	Clay	24130	324	324	100.0	0	0.0	9.3	10.5
	Cottonwood	24160	255	255	100.0	0	0.0	7.2	7.8
	Dakota	24180	1,818	1,818	100.0	0	0.0	6.3	8.2
	Douglas	24200	191	191	100.0	0	0.0	7.8	8.4
	Hennepin	24260	5,098	5,098	100.0	0	0.0	4.7	7.2
	Isanti	24290	226	226	100.0	0	0.0	7.4	8.1
	Jackson	24310	107	107	100.0	0	0.0	8.7	9.4
	Kandiyohi	24330	231	231	100.0	0	0.0	7.4	8.0
	Lincoln	24400	118	118	100.0	0	0.0	7.4	8.0
	Lyon	24410	136	136	100.0	0	0.0	5.8	6.3
	McLeod	24420	199	199	100.0	0	0.0	6.1	6.6
	Meeker	24460	512	512	100.0	0	0.0	8.7	9.4
	Mille Lacs	24470	305	305	100.0	0	0.0	10.5	11.4
	Morrison	24480	187	187	100.0	0	0.0	10.4	11.3
	Murray	24500	321	321	100.0	0	0.0	8.8	9.5
	Nobles	24520	268	268	100.0	0	0.0	8.3	9.0
	Pipestone	24580	106	106	100.0	0	0.0	6.7	7.2
	Ramsey	24610	2,586	2,586	100.0	0	0.0	3.5	5.7
	Rock	24660	440	440	100.0	0	0.0	7.0	7.6
	Scott	24690	601	601	100.0	0	0.0	7.8	8.8
	Sherburne	24700	498	498	100.0	0	0.0	9.0	9.9
	Stearns	24720	798	798	100.0	0	0.0	8.0	9.1
	Todd	24760	286	286	100.0	0	0.0	9.3	10.2
Wadena	24790	167	167	100.0	0	0.0	9.4	10.2	
Washington	24810	1,030	1,030	100.0	0	0.0	5.1	6.1	
Wright	24850	743	743	100.0	0	0.0	9.7	10.7	
Yellow Medicine	24860	199	199	100.0	0	0.0	8.0	8.7	
Grand Totals			21,065	21,065	100.0	0	0.0	6.4	8.0

Pediatric Specialty/Open Access Perform Network/MNN002

May 15, 2024

Created by...
HealthPartners

Pediatric Specialty

1,716 providers at 826 locations

◆ All providers

Pediatric Specialty

Employee Group

National Proxy Census (Open Access Perform)

Provider Group

Pediatric Specialty

21,065 eligible locations

● With access (21,065)

● Without access (0)

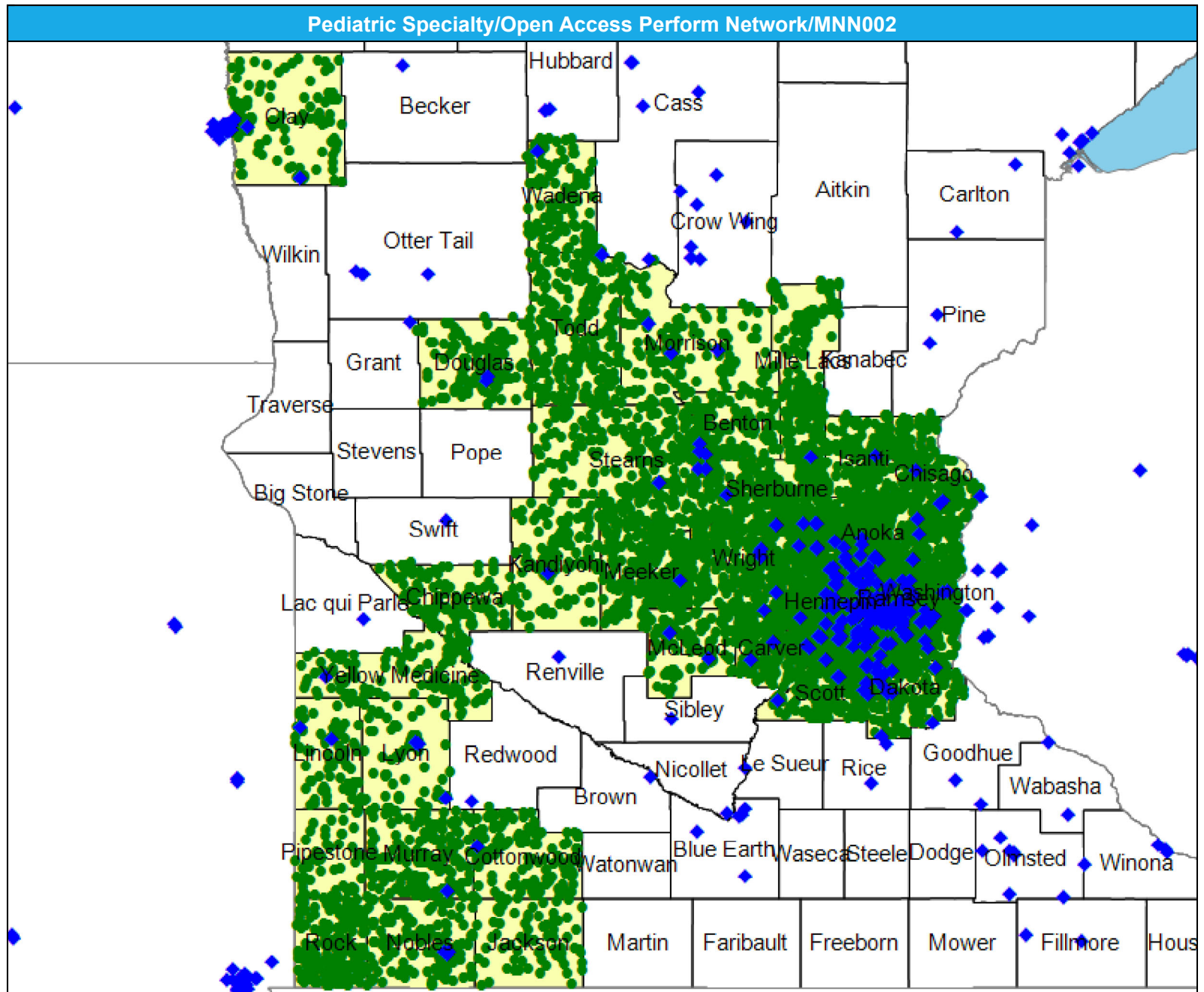
The Access Standard is defined as (National Proxy Census (Open Access Perform)) eligibles accessing:

1 (Pediatric Specialty) provider in 60 miles or 60 minutes

Service Areas

■ Open Access Perform

21.57 miles



Access Detail By County SSA

May 15, 2024

Created by...
HealthPartners

Access Analysis

Pediatric Specialty

Eligible / Provider Groups

National Proxy Census (Open Access Perform)

Pediatric Specialty

¹ The Access Standard is defined as (National Proxy Census (Open Access Perform)) eligibles accessing:

¹ (Pediatric Specialty) provider in 60 miles or 60 minutes

Pediatric Specialty/Open Access Perform Network/MNN002									
State Name	County	County SSA	Eligible	With Access ¹		Without Access ¹		Average Distance	Average Time
			#	#	%	#	%	1	1
Minnesota	Anoka	24010	1,740	1,740	100.0	0	0.0	3.3	4.1
	Benton	24040	243	243	100.0	0	0.0	8.0	8.8
	Carver	24090	795	795	100.0	0	0.0	3.0	3.3
	Chippewa	24110	266	266	100.0	0	0.0	20.4	22.2
	Chisago	24120	271	271	100.0	0	0.0	5.7	6.2
	Clay	24130	324	324	100.0	0	0.0	5.9	6.6
	Cottonwood	24160	255	255	100.0	0	0.0	19.6	21.3
	Dakota	24180	1,818	1,818	100.0	0	0.0	2.2	2.7
	Douglas	24200	191	191	100.0	0	0.0	7.1	7.7
	Hennepin	24260	5,098	5,098	100.0	0	0.0	1.6	2.5
	Isanti	24290	226	226	100.0	0	0.0	6.9	7.5
	Jackson	24310	107	107	100.0	0	0.0	26.2	28.5
	Kandiyohi	24330	231	231	100.0	0	0.0	8.6	9.3
	Lincoln	24400	118	118	100.0	0	0.0	9.6	10.5
	Lyon	24410	136	136	100.0	0	0.0	6.2	6.8
	McLeod	24420	199	199	100.0	0	0.0	5.4	5.8
	Meeker	24460	512	512	100.0	0	0.0	11.8	12.8
	Mille Lacs	24470	305	305	100.0	0	0.0	16.5	18.0
	Morrison	24480	187	187	100.0	0	0.0	7.3	8.0
	Murray	24500	321	321	100.0	0	0.0	12.4	13.5
	Nobles	24520	268	268	100.0	0	0.0	8.6	9.3
	Pipestone	24580	106	106	100.0	0	0.0	30.2	32.9
	Ramsey	24610	2,586	2,586	100.0	0	0.0	1.3	2.0
	Rock	24660	440	440	100.0	0	0.0	21.1	23.0
	Scott	24690	601	601	100.0	0	0.0	4.3	4.8
	Sherburne	24700	498	498	100.0	0	0.0	5.4	5.9
	Stearns	24720	798	798	100.0	0	0.0	10.0	11.0
	Todd	24760	286	286	100.0	0	0.0	17.9	19.5
	Wadena	24790	167	167	100.0	0	0.0	14.6	15.8
	Washington	24810	1,030	1,030	100.0	0	0.0	2.7	3.2
Wright	24850	743	743	100.0	0	0.0	5.1	5.5	
Yellow Medicine	24860	199	199	100.0	0	0.0	17.3	18.8	
Grand Totals			21,065	21,065	100.0	0	0.0	5.3	6.1

Physical Therapy, Occupational Therapy, and/or Speech Therapy Services/Open Access Perform/MNN002

May 10, 2024

Created by...
HealthPartners

Physical Therapy, Occupational Therapy, and/or Speech Therapy Services

11,967 providers at 2,293 locations

◆ All providers

Physical Therapy, Occupational Therapy Speech Therapy

Employee Group

National Proxy Census (Open Access Perform)

Provider Group

Physical Therapy, Occupational Therapy, and/or Speech Therapy Services

21,065 eligible locations

● With access (21,065)

● Without access (0)

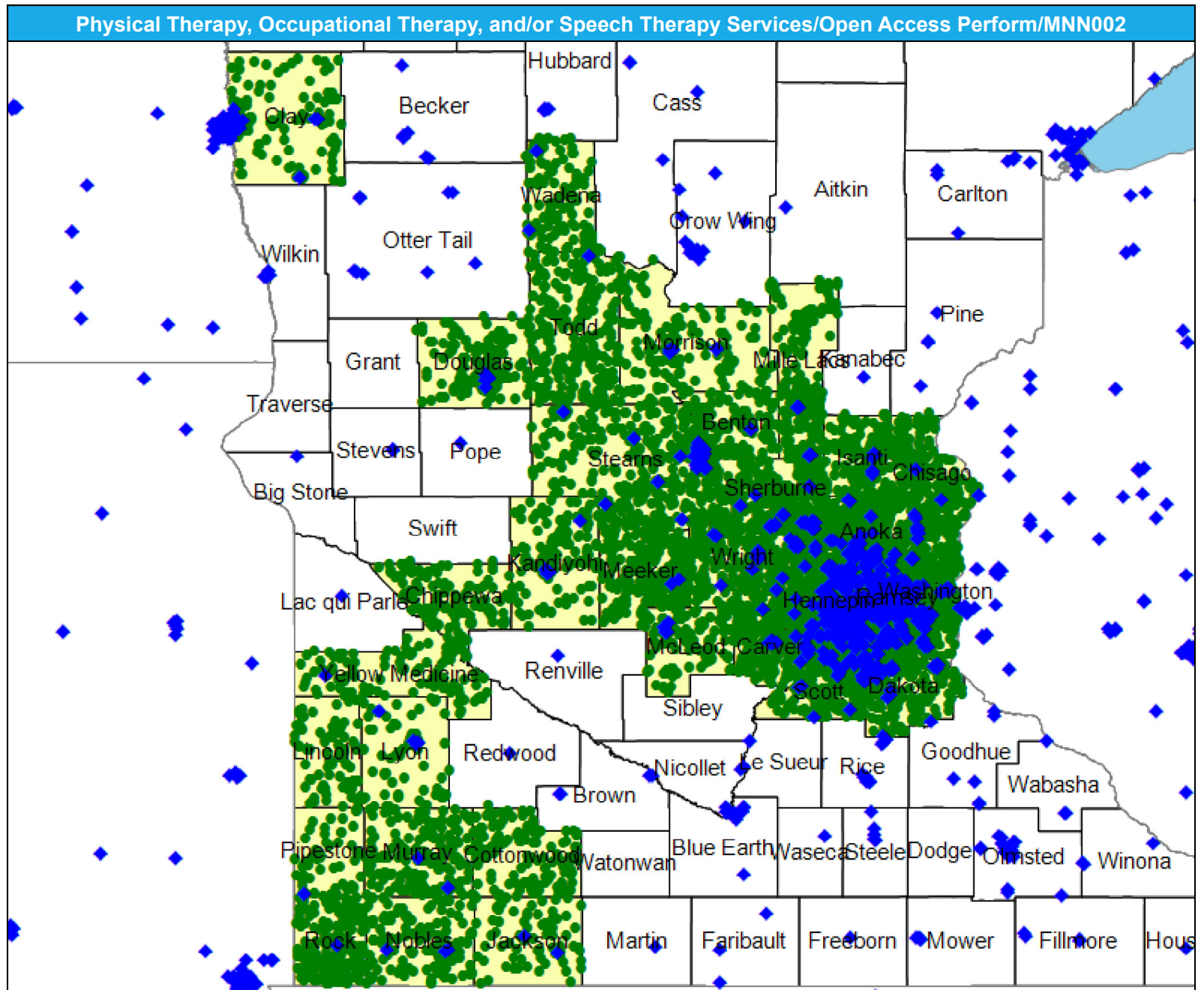
The Access Standard is defined as (National Proxy Census (Open Access Perform)) eligibles accessing:

1 (Physical Therapy, Occupational Therapy, and/or Speech Therapy Services) provider in 60 miles or 60 minutes

Service Areas

■ Open Access Perform

21.57 miles



Access Detail By County SSA

May 10, 2024

Created by...
HealthPartners

Access Analysis

Physical Therapy, Occupation
Therapy Speech Therapy

Eligible / Provider Groups

National Proxy Census (Open
Access Perform)
Physical Therapy,
Occupational Therapy, and/or
Speech Therapy Services

¹ The Access Standard is defined
as (National Proxy Census
(Open Access Perform)) eligibles
accessing:

¹ (Physical Therapy,
Occupational Therapy, and/or
Speech Therapy Services)
provider in 60 miles or 60
minutes

Physical Therapy, Occupational Therapy, and/or Speech Therapy Services/Open Access Perform/MNN002									
State Name	County	County SSA	Eligible	With Access ¹		Without Access ¹		Average Distance	Average Time
			#	#	%	#	%	1	1
Minnesota	Anoka	24010	1,740	1,740	100.0	0	0.0	1.9	2.3
	Benton	24040	243	243	100.0	0	0.0	4.6	5.0
	Carver	24090	795	795	100.0	0	0.0	3.0	3.3
	Chippewa	24110	266	266	100.0	0	0.0	24.9	27.2
	Chisago	24120	271	271	100.0	0	0.0	5.3	5.8
	Clay	24130	324	324	100.0	0	0.0	3.3	3.6
	Cottonwood	24160	255	255	100.0	0	0.0	17.7	19.3
	Dakota	24180	1,818	1,818	100.0	0	0.0	1.7	2.1
	Douglas	24200	191	191	100.0	0	0.0	7.1	7.7
	Hennepin	24260	5,098	5,098	100.0	0	0.0	1.1	1.7
	Isanti	24290	226	226	100.0	0	0.0	4.8	5.2
	Jackson	24310	107	107	100.0	0	0.0	6.7	7.2
	Kandiyohi	24330	231	231	100.0	0	0.0	5.7	6.2
	Lincoln	24400	118	118	100.0	0	0.0	20.9	22.7
	Lyon	24410	136	136	100.0	0	0.0	7.7	8.3
	McLeod	24420	199	199	100.0	0	0.0	8.8	9.5
	Meeker	24460	512	512	100.0	0	0.0	9.6	10.5
	Mille Lacs	24470	305	305	100.0	0	0.0	10.2	11.1
	Morrison	24480	187	187	100.0	0	0.0	8.2	8.9
	Murray	24500	321	321	100.0	0	0.0	7.7	8.4
	Nobles	24520	268	268	100.0	0	0.0	5.4	5.8
	Pipestone	24580	106	106	100.0	0	0.0	14.5	15.8
	Ramsey	24610	2,586	2,586	100.0	0	0.0	0.9	1.4
	Rock	24660	440	440	100.0	0	0.0	5.7	6.2
	Scott	24690	601	601	100.0	0	0.0	2.4	2.7
	Sherburne	24700	498	498	100.0	0	0.0	3.0	3.3
	Stearns	24720	798	798	100.0	0	0.0	4.2	4.5
	Todd	24760	286	286	100.0	0	0.0	14.1	15.3
Wadena	24790	167	167	100.0	0	0.0	6.3	6.8	
Washington	24810	1,030	1,030	100.0	0	0.0	2.0	2.4	
Wright	24850	743	743	100.0	0	0.0	2.8	3.0	
Yellow Medicine	24860	199	199	100.0	0	0.0	17.1	18.6	
Grand Totals			21,065	21,065	100.0	0	0.0	3.7	4.2

Physical Medicine and Rehabilitation and Occupational Medicine/Open Access Perform/MNN002

May 10, 2024

Created by...
HealthPartners

Physical Medicine and Rehabilitation and Occupational Medicine

3,723 providers at 1,495 locations
◆ All providers

Physical Medicine and Rehab and Occupational Medicine

Employee Group

National Proxy Census (Open Access Perform)

Provider Group

Physical Medicine and Rehabilitation and Occupational Medicine

21,065 eligible locations

- With access (21,065)
- Without access (0)

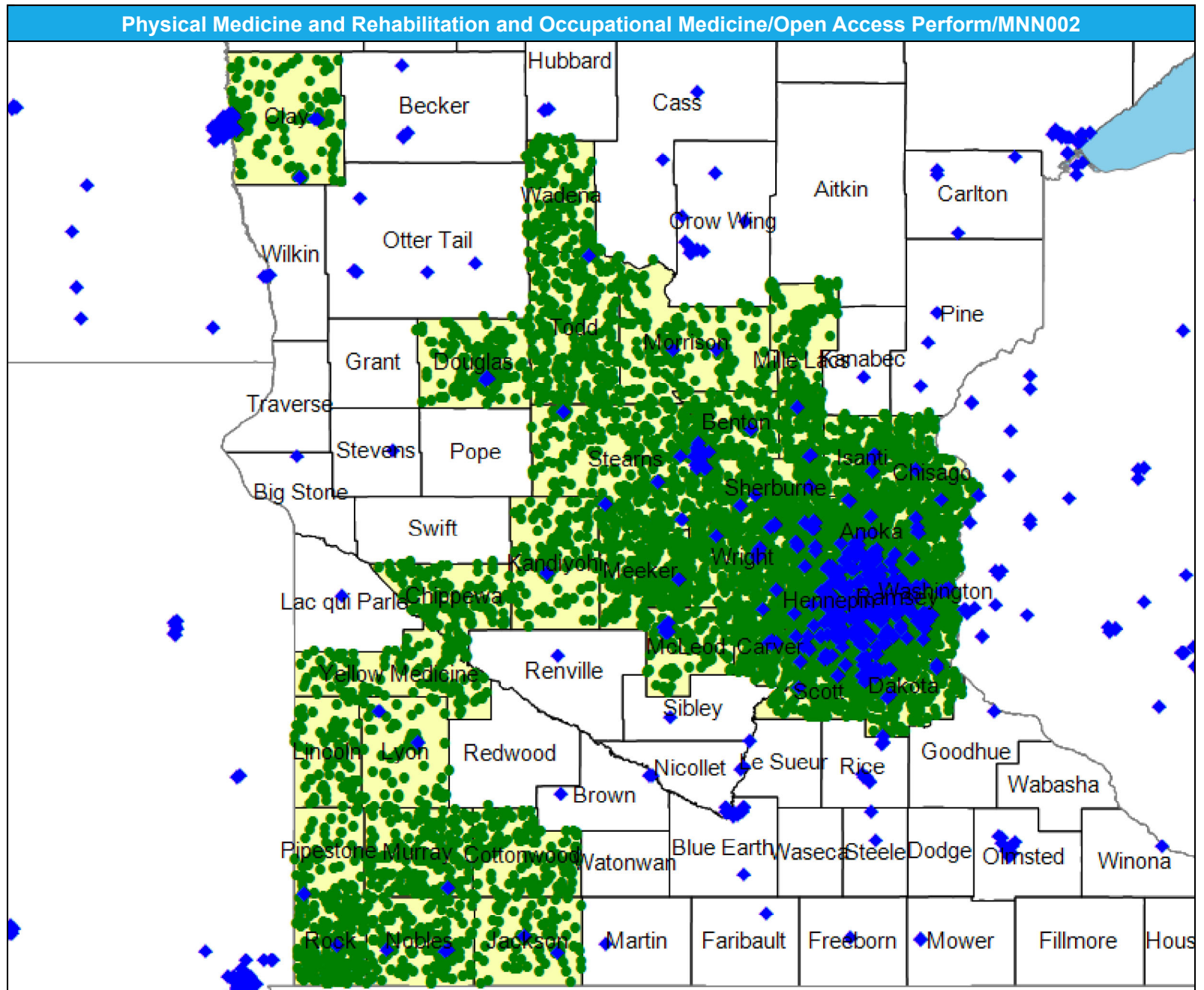
The Access Standard is defined as (National Proxy Census (Open Access Perform)) eligibles accessing:

- 1 (Physical Medicine and Rehabilitation and Occupational Medicine) provider in 60 miles or 60 minutes

Service Areas

- Open Access Perform

21.57 miles



Access Detail By County SSA

May 10, 2024

Created by...
HealthPartners

Access Analysis

Physical Medicine and Rehab and Occupational Medicine

Eligible / Provider Groups

National Proxy Census (Open Access Perform)

Physical Medicine and Rehabilitation and Occupational Medicine

¹ The Access Standard is defined as (National Proxy Census (Open Access Perform)) eligibles accessing:

¹ (Physical Medicine and Rehabilitation and Occupational Medicine) provider in 60 miles or 60 minutes

Physical Medicine and Rehabilitation and Occupational Medicine/Open Access Perform Network/MNN002										
State Name	County	County SSA	Eligible		With Access ¹		Without Access ¹		Average Distance	Average Time
			#	%	#	%	#	%	1	1
Minnesota	Anoka	24010	1,740	100.0	1,740	100.0	0	0.0	2.1	2.5
	Benton	24040	243	100.0	243	100.0	0	0.0	4.5	4.9
	Carver	24090	795	100.0	795	100.0	0	0.0	3.1	3.5
	Chippewa	24110	266	100.0	266	100.0	0	0.0	25.0	27.2
	Chisago	24120	271	100.0	271	100.0	0	0.0	5.3	5.8
	Clay	24130	324	100.0	324	100.0	0	0.0	4.2	4.6
	Cottonwood	24160	255	100.0	255	100.0	0	0.0	18.0	19.6
	Dakota	24180	1,818	100.0	1,818	100.0	0	0.0	2.1	2.5
	Douglas	24200	191	100.0	191	100.0	0	0.0	7.7	8.3
	Hennepin	24260	5,098	100.0	5,098	100.0	0	0.0	1.3	2.0
	Isanti	24290	226	100.0	226	100.0	0	0.0	5.0	5.4
	Jackson	24310	107	100.0	107	100.0	0	0.0	6.7	7.2
	Kandiyohi	24330	231	100.0	231	100.0	0	0.0	7.6	8.2
	Lincoln	24400	118	100.0	118	100.0	0	0.0	21.9	23.8
	Lyon	24410	136	100.0	136	100.0	0	0.0	8.2	8.9
	McLeod	24420	199	100.0	199	100.0	0	0.0	8.7	9.5
	Meeker	24460	512	100.0	512	100.0	0	0.0	10.1	11.0
	Mille Lacs	24470	305	100.0	305	100.0	0	0.0	10.6	11.5
	Morrison	24480	187	100.0	187	100.0	0	0.0	8.9	9.7
	Murray	24500	321	100.0	321	100.0	0	0.0	14.3	15.6
	Nobles	24520	268	100.0	268	100.0	0	0.0	5.4	5.9
	Pipestone	24580	106	100.0	106	100.0	0	0.0	14.9	16.2
	Ramsey	24610	2,586	100.0	2,586	100.0	0	0.0	1.1	1.9
	Rock	24660	440	100.0	440	100.0	0	0.0	5.7	6.2
	Scott	24690	601	100.0	601	100.0	0	0.0	3.7	4.2
	Sherburne	24700	498	100.0	498	100.0	0	0.0	3.6	3.8
	Stearns	24720	798	100.0	798	100.0	0	0.0	5.1	5.6
	Todd	24760	286	100.0	286	100.0	0	0.0	14.5	15.7
Wadena	24790	167	100.0	167	100.0	0	0.0	16.6	18.1	
Washington	24810	1,030	100.0	1,030	100.0	0	0.0	2.3	2.7	
Wright	24850	743	100.0	743	100.0	0	0.0	3.7	4.0	
Yellow Medicine	24860	199	100.0	199	100.0	0	0.0	22.8	24.8	
Grand Totals			21,065	100.0	21,065	100.0	0	0.0	4.3	4.9

Podiatry/Open Access Perform Network/MNN002

May 10, 2024

Created by...
HealthPartners

Podiatry

516 providers at 827 locations

- ◆ All providers

Podiatry

Employee Group

National Proxy Census (Open Access Perform)

Provider Group

Podiatry

21,065 eligible locations

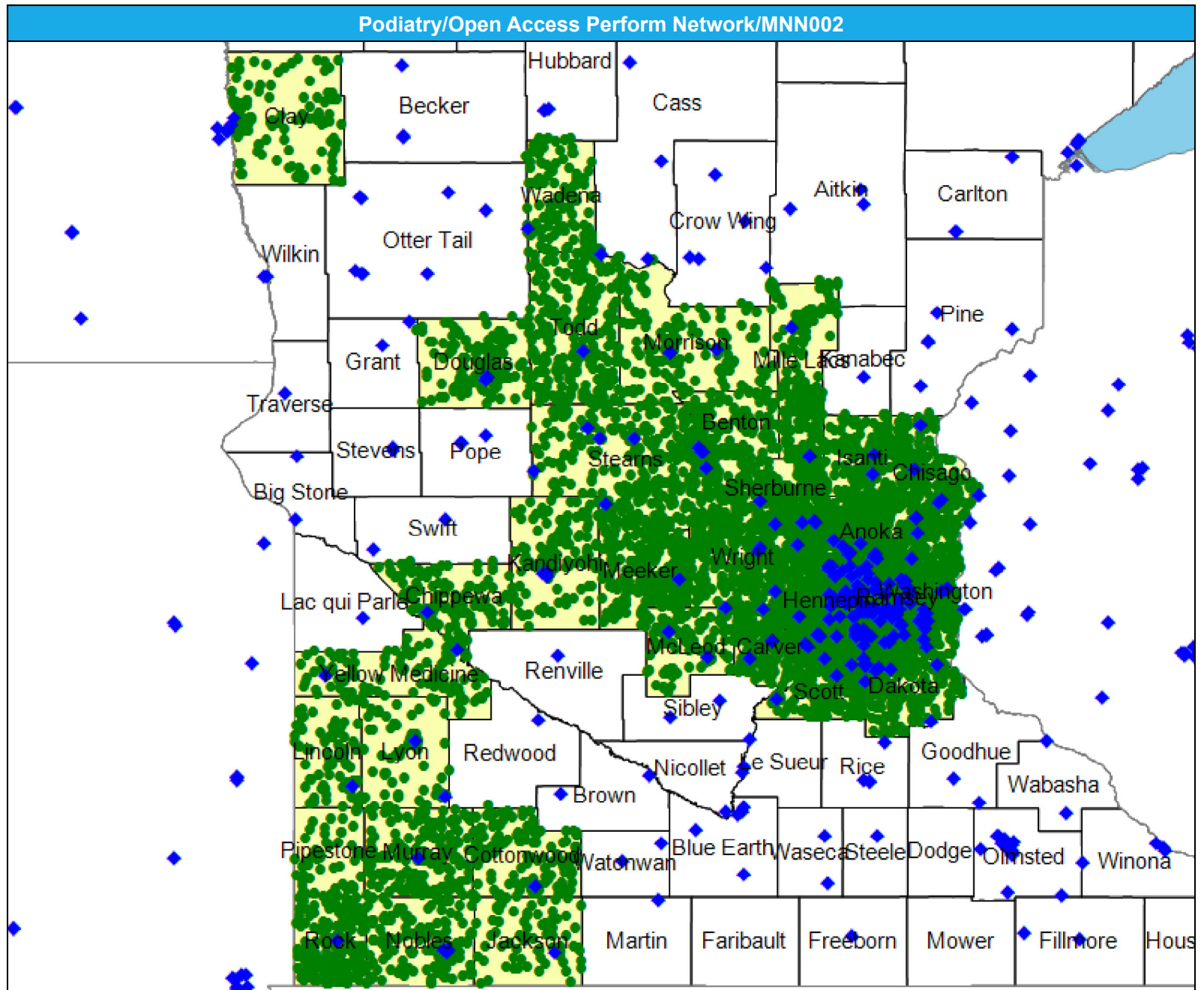
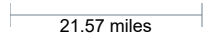
- With access (21,065)
- Without access (0)

The Access Standard is defined as (National Proxy Census (Open Access Perform)) eligibles accessing:

- 1 (Podiatry) provider in 60 miles or 60 minutes

Service Areas

- Open Access Perform



Access Detail By County SSA

May 10, 2024

Created by...
HealthPartners

Access Analysis

Podiatry

Eligible / Provider Groups

National Proxy Census (Open Access Perform)

Podiatry

¹ The Access Standard is defined as (National Proxy Census (Open Access Perform)) eligibles accessing:

¹ (Podiatry) provider in 60 miles or 60 minutes

Podiatry/Open Access Perform Network/MNN002									
State Name	County	County SSA	Eligible	With Access ¹		Without Access ¹		Average Distance	Average Time
			#	#	%	#	%	1	1
Minnesota	Anoka	24010	1,740	1,740	100.0	0	0.0	3.4	4.1
	Benton	24040	243	243	100.0	0	0.0	8.4	9.3
	Carver	24090	795	795	100.0	0	0.0	2.9	3.3
	Chippewa	24110	266	266	100.0	0	0.0	6.4	6.9
	Chisago	24120	271	271	100.0	0	0.0	4.0	4.4
	Clay	24130	324	324	100.0	0	0.0	8.3	9.4
	Cottonwood	24160	255	255	100.0	0	0.0	10.1	11.0
	Dakota	24180	1,818	1,818	100.0	0	0.0	2.8	3.4
	Douglas	24200	191	191	100.0	0	0.0	7.1	7.7
	Hennepin	24260	5,098	5,098	100.0	0	0.0	1.9	2.8
	Isanti	24290	226	226	100.0	0	0.0	5.6	6.0
	Jackson	24310	107	107	100.0	0	0.0	8.7	9.5
	Kandiyohi	24330	231	231	100.0	0	0.0	7.1	7.6
	Lincoln	24400	118	118	100.0	0	0.0	11.9	12.9
	Lyon	24410	136	136	100.0	0	0.0	5.8	6.3
	McLeod	24420	199	199	100.0	0	0.0	4.3	4.6
	Meeker	24460	512	512	100.0	0	0.0	11.3	12.3
	Mille Lacs	24470	305	305	100.0	0	0.0	10.3	11.2
	Morrison	24480	187	187	100.0	0	0.0	7.8	8.5
	Murray	24500	321	321	100.0	0	0.0	9.4	10.2
	Nobles	24520	268	268	100.0	0	0.0	8.1	8.8
	Pipestone	24580	106	106	100.0	0	0.0	21.4	23.3
	Ramsey	24610	2,586	2,586	100.0	0	0.0	1.5	2.5
	Rock	24660	440	440	100.0	0	0.0	7.2	7.8
	Scott	24690	601	601	100.0	0	0.0	4.2	4.6
	Sherburne	24700	498	498	100.0	0	0.0	4.7	5.1
	Stearns	24720	798	798	100.0	0	0.0	6.2	6.8
	Todd	24760	286	286	100.0	0	0.0	10.0	10.9
Wadena	24790	167	167	100.0	0	0.0	9.3	10.1	
Washington	24810	1,030	1,030	100.0	0	0.0	2.6	3.1	
Wright	24850	743	743	100.0	0	0.0	5.4	5.8	
Yellow Medicine	24860	199	199	100.0	0	0.0	8.0	8.7	
Grand Totals			21,065	21,065	100.0	0	0.0	4.2	5.0

Pulmonary Disease/Open Access Perform Network/MNN002

May 10, 2024

Created by...
HealthPartners

Pulmonary Disease

518 providers at 336 locations

◆ All providers

Pulmonary Disease

Employee Group

National Proxy Census (Open Access Perform)

Provider Group

Pulmonary Disease

21,065 eligible locations

● With access (21,065)

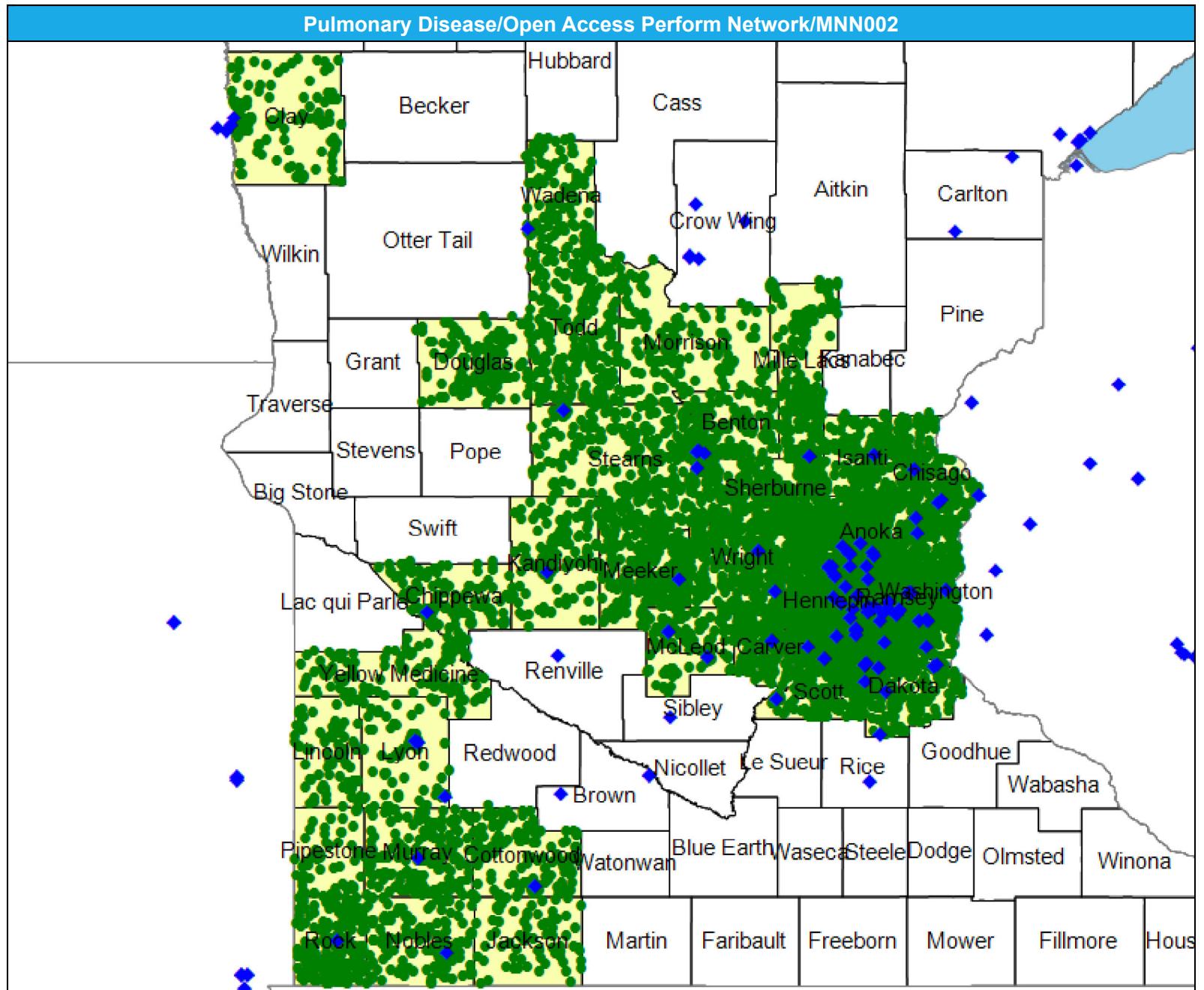
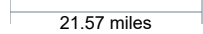
● Without access (0)

The Access Standard is defined as (National Proxy Census (Open Access Perform)) eligibles accessing:

1 (Pulmonary Disease) provider in 60 miles or 60 minutes

Service Areas

■ Open Access Perform



Access Detail By County SSA

May 10, 2024

Created by...
HealthPartners

Access Analysis

Pulmonary Disease

Eligible / Provider Groups

National Proxy Census (Open Access Perform)

Pulmonary Disease

¹ The Access Standard is defined as (National Proxy Census (Open Access Perform)) eligibles accessing:

¹ (Pulmonary Disease) provider in 60 miles or 60 minutes

Pulmonary Disease/Open Access Perform Network/MNN002									
State Name	County	County SSA	Eligible	With Access ¹		Without Access ¹		Average Distance	Average Time
			#	#	%	#	%	1	1
Minnesota	Anoka	24010	1,740	1,740	100.0	0	0.0	4.3	5.2
	Benton	24040	243	243	100.0	0	0.0	8.9	10.4
	Carver	24090	795	795	100.0	0	0.0	5.3	5.8
	Chippewa	24110	266	266	100.0	0	0.0	8.5	9.2
	Chisago	24120	271	271	100.0	0	0.0	5.7	6.1
	Clay	24130	324	324	100.0	0	0.0	10.0	11.5
	Cottonwood	24160	255	255	100.0	0	0.0	10.2	11.0
	Dakota	24180	1,818	1,818	100.0	0	0.0	3.7	4.7
	Douglas	24200	191	191	100.0	0	0.0	29.4	32.1
	Hennepin	24260	5,098	5,098	100.0	0	0.0	3.1	4.6
	Isanti	24290	226	226	100.0	0	0.0	7.0	7.6
	Jackson	24310	107	107	100.0	0	0.0	18.0	19.6
	Kandiyohi	24330	231	231	100.0	0	0.0	8.6	9.4
	Lincoln	24400	118	118	100.0	0	0.0	25.3	27.5
	Lyon	24410	136	136	100.0	0	0.0	6.5	7.0
	McLeod	24420	199	199	100.0	0	0.0	5.9	6.4
	Meeker	24460	512	512	100.0	0	0.0	13.0	14.1
	Mille Lacs	24470	305	305	100.0	0	0.0	18.9	20.6
	Morrison	24480	187	187	100.0	0	0.0	25.5	28.3
	Murray	24500	321	321	100.0	0	0.0	9.6	10.4
	Nobles	24520	268	268	100.0	0	0.0	8.5	9.2
	Pipestone	24580	106	106	100.0	0	0.0	23.7	25.8
	Ramsey	24610	2,586	2,586	100.0	0	0.0	2.6	4.1
	Rock	24660	440	440	100.0	0	0.0	7.2	7.8
	Scott	24690	601	601	100.0	0	0.0	5.7	6.4
	Sherburne	24700	498	498	100.0	0	0.0	12.5	13.7
	Stearns	24720	798	798	100.0	0	0.0	9.8	10.9
	Todd	24760	286	286	100.0	0	0.0	19.9	21.7
	Wadena	24790	167	167	100.0	0	0.0	13.0	14.1
	Washington	24810	1,030	1,030	100.0	0	0.0	3.7	4.4
Wright	24850	743	743	100.0	0	0.0	9.4	10.3	
Yellow Medicine	24860	199	199	100.0	0	0.0	24.5	26.6	
Grand Totals			21,065	21,065	100.0	0	0.0	6.5	7.8

Radiology and Nuclear Medicine/Open Access Perform Network/MNN002

May 10, 2024

Created by...
HealthPartners

Radiology and Nuclear Medicine

3,208 providers at 866 locations

◆ All providers

Radiology and Nuclear Medicine

Employee Group

National Proxy Census (Open Access Perform)

Provider Group

Radiology and Nuclear Medicine

21,065 eligible locations

● With access (21,065)

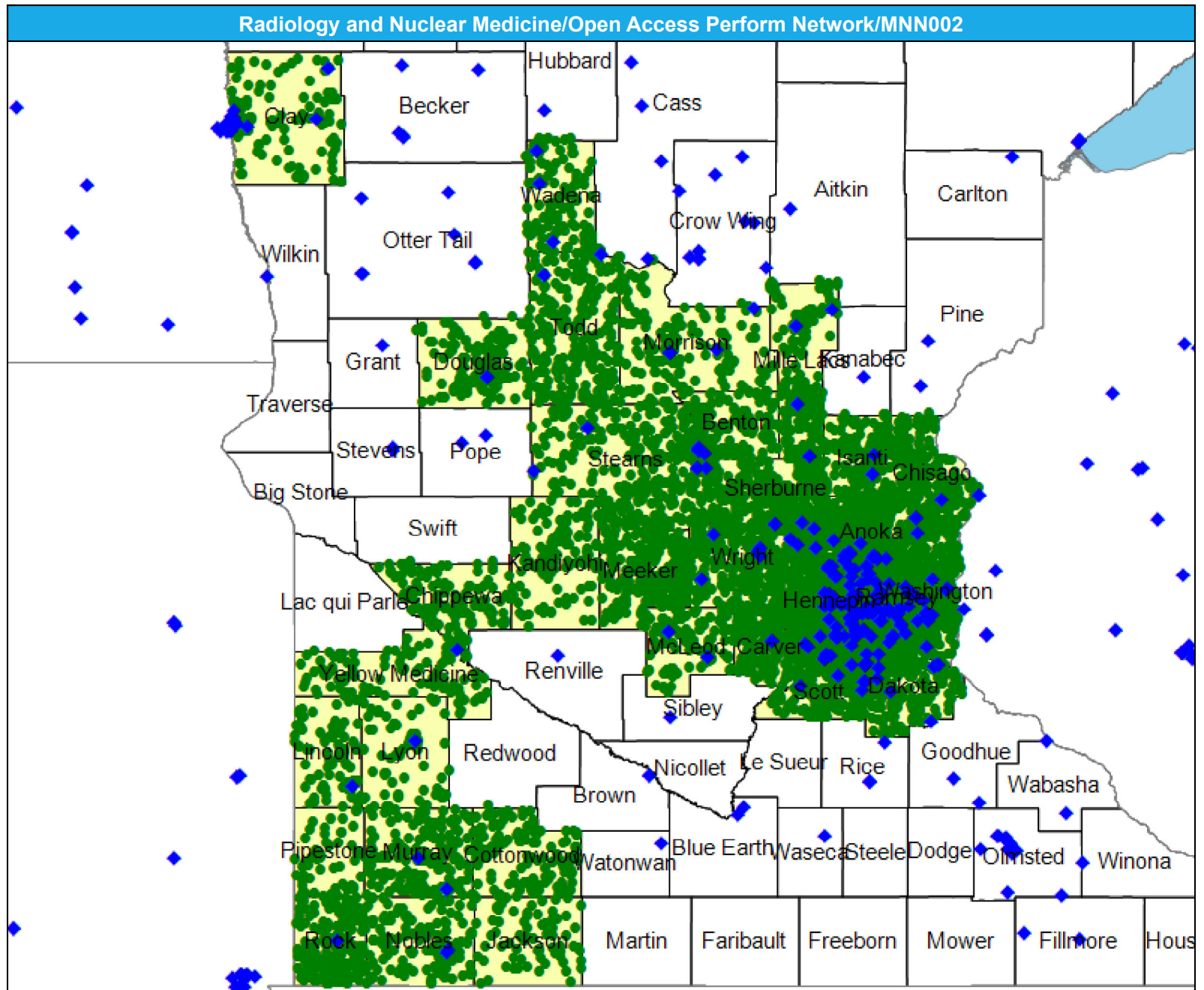
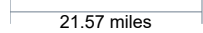
● Without access (0)

The Access Standard is defined as (National Proxy Census (Open Access Perform)) eligibles accessing:

1 (Radiology and Nuclear Medicine) provider in 60 miles or 60 minutes

Service Areas

■ Open Access Perform



Access Detail By County SSA

May 10, 2024

Created by...
HealthPartners

Access Analysis

Radiology and Nuclear
Medicine

Eligible / Provider Groups

National Proxy Census (Open
Access Perform)

Radiology and Nuclear
Medicine

¹ The Access Standard is defined
as (National Proxy Census
(Open Access Perform)) eligibles
accessing:

1 (Radiology and Nuclear
Medicine) provider in 60 miles
or 60 minutes

Radiology and Nuclear Medicine/Open Access Perform Network/MNN002										
State Name	County	County SSA	Eligible		With Access ¹		Without Access ¹		Average Distance	Average Time
			#	%	#	%	#	%	1	1
Minnesota	Anoka	24010	1,740	100.0	1,740	100.0	0	0.0	3.5	4.3
	Benton	24040	243	100.0	243	100.0	0	0.0	7.4	8.1
	Carver	24090	795	100.0	795	100.0	0	0.0	4.7	5.2
	Chippewa	24110	266	100.0	266	100.0	0	0.0	17.8	19.3
	Chisago	24120	271	100.0	271	100.0	0	0.0	7.7	8.4
	Clay	24130	324	100.0	324	100.0	0	0.0	4.7	5.1
	Cottonwood	24160	255	100.0	255	100.0	0	0.0	25.7	28.0
	Dakota	24180	1,818	100.0	1,818	100.0	0	0.0	2.5	3.2
	Douglas	24200	191	100.0	191	100.0	0	0.0	7.6	8.3
	Hennepin	24260	5,098	100.0	5,098	100.0	0	0.0	2.0	2.9
	Isanti	24290	226	100.0	226	100.0	0	0.0	5.9	6.4
	Jackson	24310	107	100.0	107	100.0	0	0.0	18.9	20.6
	Kandiyohi	24330	231	100.0	231	100.0	0	0.0	23.4	25.5
	Lincoln	24400	118	100.0	118	100.0	0	0.0	13.9	15.1
	Lyon	24410	136	100.0	136	100.0	0	0.0	8.7	9.4
	McLeod	24420	199	100.0	199	100.0	0	0.0	5.7	6.2
	Meeker	24460	512	100.0	512	100.0	0	0.0	16.6	18.1
	Mille Lacs	24470	305	100.0	305	100.0	0	0.0	4.5	4.8
	Morrison	24480	187	100.0	187	100.0	0	0.0	7.7	8.3
	Murray	24500	321	100.0	321	100.0	0	0.0	7.5	8.1
	Nobles	24520	268	100.0	268	100.0	0	0.0	7.9	8.5
	Pipestone	24580	106	100.0	106	100.0	0	0.0	21.3	23.2
	Ramsey	24610	2,586	100.0	2,586	100.0	0	0.0	1.7	2.7
	Rock	24660	440	100.0	440	100.0	0	0.0	7.1	7.8
	Scott	24690	601	100.0	601	100.0	0	0.0	3.5	3.9
	Sherburne	24700	498	100.0	498	100.0	0	0.0	6.1	6.7
	Stearns	24720	798	100.0	798	100.0	0	0.0	8.3	9.1
	Todd	24760	286	100.0	286	100.0	0	0.0	13.7	14.9
Wadena	24790	167	100.0	167	100.0	0	0.0	7.1	7.7	
Washington	24810	1,030	100.0	1,030	100.0	0	0.0	2.9	3.4	
Wright	24850	743	100.0	743	100.0	0	0.0	4.6	5.0	
Yellow Medicine	24860	199	100.0	199	100.0	0	0.0	17.8	19.4	
Grand Totals			21,065	100.0	21,065	100.0	0	0.0	5.1	6.0

Reconstructive Surgery/Open Access Perform Network/MNN002

May 10, 2024

Created by...
HealthPartners

Reconstructive Surgery

205 providers at 276 locations

◆ All providers

Reconstructive Surgery

Employee Group

National Proxy Census (Open Access Perform)

Provider Group

Reconstructive Surgery

21,065 eligible locations

● With access (20,015)

● Without access (1,050)

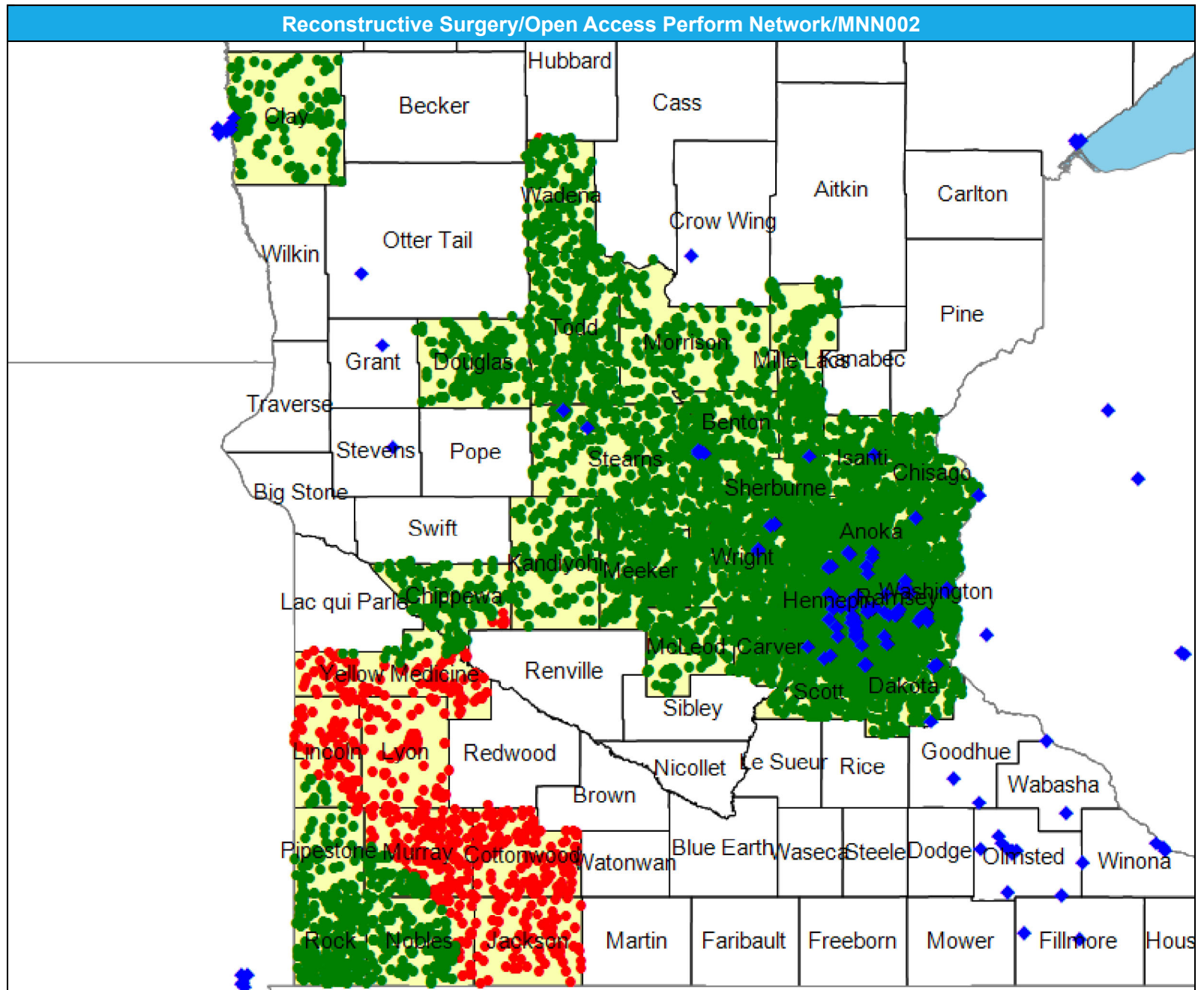
The Access Standard is defined as (National Proxy Census (Open Access Perform)) eligibles accessing:

1 (Reconstructive Surgery) provider in 60 miles or 60 minutes

Service Areas

■ Open Access Perform

21.57 miles



Access Detail By County SSA

May 10, 2024

Created by...
HealthPartners

Access Analysis

Reconstructive Surgery

Eligible / Provider Groups

National Proxy Census (Open Access Perform)

Reconstructive Surgery

¹ The Access Standard is defined as (National Proxy Census (Open Access Perform)) eligibles accessing:

¹ (Reconstructive Surgery) provider in 60 miles or 60 minutes

Reconstructive Surgery/Open Access Perform Network/MNN002									
State Name	County	County SSA	Eligible	With Access ¹		Without Access ¹		Average Distance	Average Time
			#	#	%	#	%	1	1
Minnesota	Anoka	24010	1,740	1,740	100.0	0	0.0	5.1	6.8
	Benton	24040	243	243	100.0	0	0.0	8.9	10.4
	Carver	24090	795	795	100.0	0	0.0	8.8	9.8
	Chippewa	24110	266	246	92.5	20	7.5	48.8	53.1
	Chisago	24120	271	271	100.0	0	0.0	10.6	11.6
	Clay	24130	324	324	100.0	0	0.0	9.7	11.3
	Cottonwood	24160	255	0	0.0	255	100.0	86.8	102.3
	Dakota	24180	1,818	1,818	100.0	0	0.0	5.2	6.6
	Douglas	24200	191	191	100.0	0	0.0	25.2	27.4
	Hennepin	24260	5,098	5,098	100.0	0	0.0	2.9	4.5
	Isanti	24290	226	226	100.0	0	0.0	7.5	8.1
	Jackson	24310	107	0	0.0	107	100.0	82.6	98.2
	Kandiyohi	24330	231	231	100.0	0	0.0	40.0	43.6
	Lincoln	24400	118	19	16.1	99	83.9	67.1	79.7
	Lyon	24410	136	0	0.0	136	100.0	78.8	88.5
	McLeod	24420	199	199	100.0	0	0.0	33.7	36.7
	Meeker	24460	512	512	100.0	0	0.0	32.2	35.4
	Mille Lacs	24470	305	305	100.0	0	0.0	19.5	21.3
	Morrison	24480	187	187	100.0	0	0.0	26.2	29.1
	Murray	24500	321	69	21.5	252	78.5	65.5	78.6
	Nobles	24520	268	236	88.1	32	11.9	53.4	64.0
	Pipestone	24580	106	102	96.2	4	3.8	46.2	55.4
	Ramsey	24610	2,586	2,586	100.0	0	0.0	2.3	3.7
	Rock	24660	440	440	100.0	0	0.0	29.8	35.7
	Scott	24690	601	601	100.0	0	0.0	7.8	8.8
	Sherburne	24700	498	498	100.0	0	0.0	8.9	9.8
	Stearns	24720	798	798	100.0	0	0.0	9.4	10.8
	Todd	24760	286	286	100.0	0	0.0	22.7	24.8
Wadena	24790	167	166	99.4	1	0.6	44.5	48.5	
Washington	24810	1,030	1,030	100.0	0	0.0	4.4	5.3	
Wright	24850	743	743	100.0	0	0.0	9.8	10.8	
Yellow Medicine	24860	199	55	27.6	144	72.4	63.9	69.7	
Grand Totals			21,065	20,015	95.0	1,050	5.0	13.1	15.4

Rheumatology/Open Access Perform Network/MNN002

May 10, 2024

Created by...
HealthPartners

Rheumatology

226 providers at 178 locations

◆ All providers

Rheumatology

Employee Group

National Proxy Census (Open Access Perform)

Provider Group

Rheumatology

21,065 eligible locations

● With access (20,571)

● Without access (494)

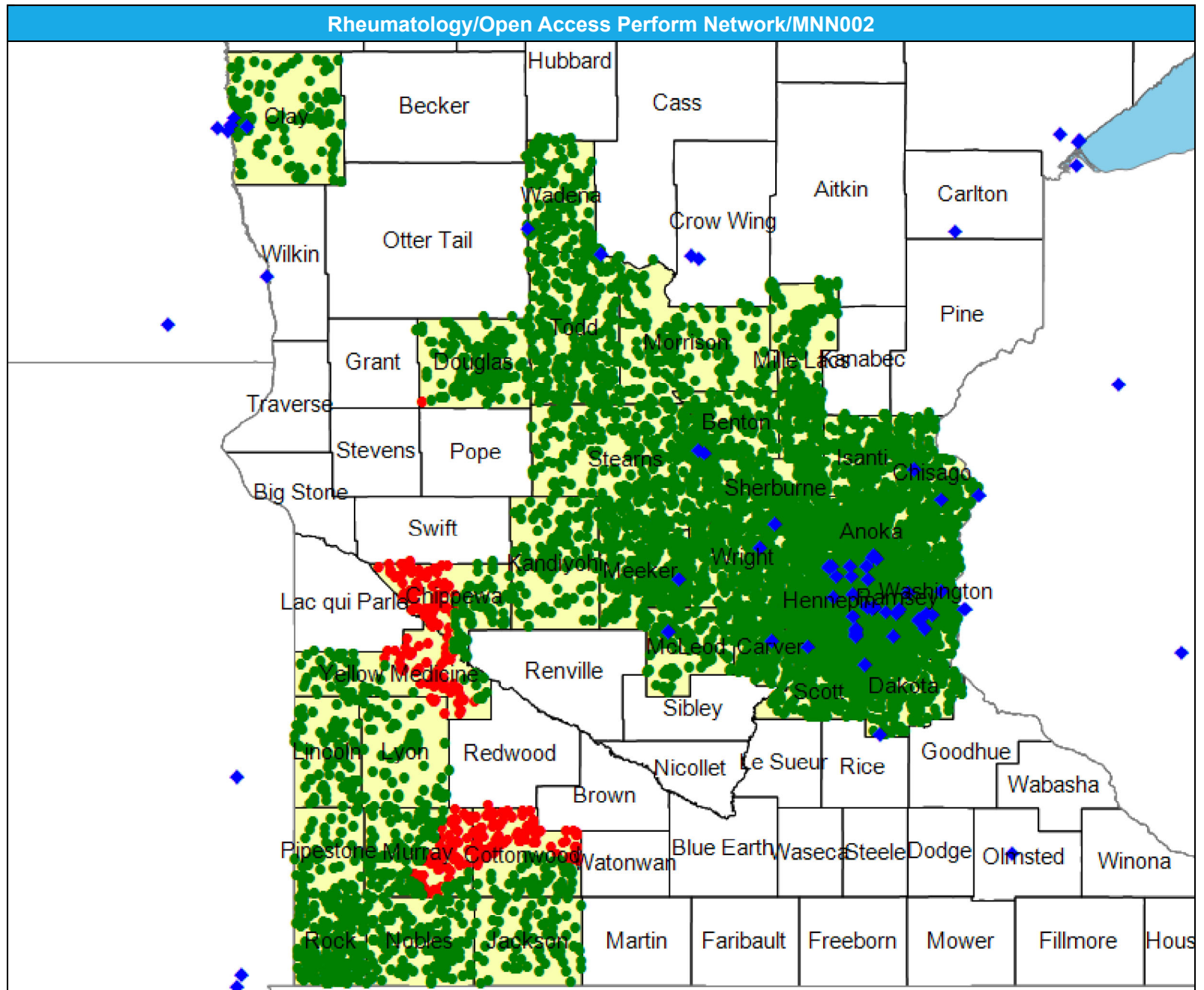
The Access Standard is defined as (National Proxy Census (Open Access Perform)) eligibles accessing:

1 (Rheumatology) provider in 60 miles or 60 minutes

Service Areas

■ Open Access Perform

21.57 miles



Access Detail By County SSA

May 10, 2024

Created by...
HealthPartners

Access Analysis

Rheumatology

Eligible / Provider Groups

National Proxy Census (Open Access Perform)

Rheumatology

¹ The Access Standard is defined as (National Proxy Census (Open Access Perform)) eligibles accessing:

1 (Rheumatology) provider in 60 miles or 60 minutes

Rheumatology/Open Access Perform Network/MNN002									
State Name	County	County SSA	Eligible	With Access ¹		Without Access ¹		Average Distance	Average Time
			#	#	%	#	%	1	1
Minnesota	Anoka	24010	1,740	1,740	100.0	0	0.0	6.3	8.2
	Benton	24040	243	243	100.0	0	0.0	9.3	11.2
	Carver	24090	795	795	100.0	0	0.0	5.6	6.2
	Chippewa	24110	266	82	30.8	184	69.2	64.1	69.8
	Chisago	24120	271	271	100.0	0	0.0	6.8	7.4
	Clay	24130	324	324	100.0	0	0.0	8.8	9.7
	Cottonwood	24160	255	156	61.2	99	38.8	58.2	63.5
	Dakota	24180	1,818	1,818	100.0	0	0.0	6.4	7.9
	Douglas	24200	191	190	99.5	1	0.5	43.3	47.2
	Hennepin	24260	5,098	5,098	100.0	0	0.0	3.7	5.5
	Isanti	24290	226	226	100.0	0	0.0	16.6	18.1
	Jackson	24310	107	107	100.0	0	0.0	39.2	42.7
	Kandiyohi	24330	231	231	100.0	0	0.0	37.1	40.5
	Lincoln	24400	118	118	100.0	0	0.0	30.6	33.3
	Lyon	24410	136	128	94.1	8	5.9	51.3	55.9
	McLeod	24420	199	199	100.0	0	0.0	10.2	11.1
	Meeker	24460	512	512	100.0	0	0.0	13.3	14.4
	Mille Lacs	24470	305	305	100.0	0	0.0	33.4	36.7
	Morrison	24480	187	187	100.0	0	0.0	25.5	28.6
	Murray	24500	321	197	61.4	124	38.6	58.7	64.3
	Nobles	24520	268	267	99.6	1	0.4	47.4	52.6
	Pipestone	24580	106	106	100.0	0	0.0	40.5	45.2
	Ramsey	24610	2,586	2,586	100.0	0	0.0	3.0	4.8
	Rock	24660	440	440	100.0	0	0.0	31.1	37.3
	Scott	24690	601	601	100.0	0	0.0	9.8	11.3
	Sherburne	24700	498	498	100.0	0	0.0	12.0	13.2
	Stearns	24720	798	798	100.0	0	0.0	15.7	18.7
	Todd	24760	286	286	100.0	0	0.0	24.0	26.3
	Wadena	24790	167	167	100.0	0	0.0	11.5	12.5
	Washington	24810	1,030	1,030	100.0	0	0.0	5.4	6.4
Wright	24850	743	743	100.0	0	0.0	9.0	9.9	
Yellow Medicine	24860	199	122	61.3	77	38.7	56.9	62.0	
Grand Totals			21,065	20,571	97.7	494	2.3	12.2	14.3

Substance Use Disorder (SUD) Outpatient/Open Access Perform Network/MNN002

May 10, 2024

Created by...
HealthPartners

Substance Use Disorder (SUD) Outpatient

520 providers at 376 locations

◆ All providers

SUD Outpatient

Employee Group

National Proxy Census (Open Access Perform)

Provider Group

Substance Use Disorder (SUD) Outpatient

21,065 eligible locations

● With access (21,033)

● Without access (32)

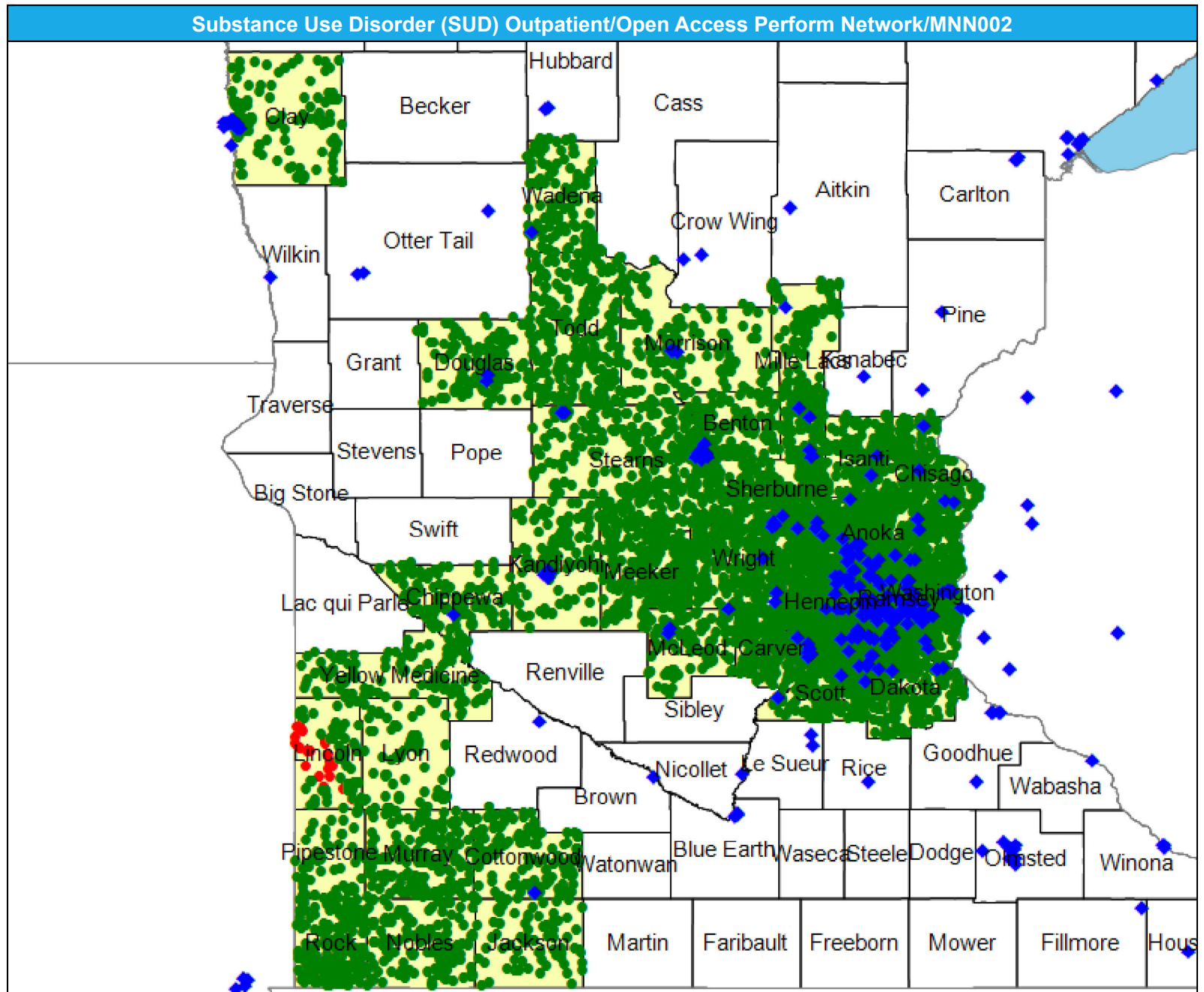
The Access Standard is defined as (National Proxy Census (Open Access Perform)) eligibles accessing:

1 (Substance Use Disorder (SUD) Outpatient) provider in 60 miles or 60 minutes

Service Areas

■ Open Access Perform

21.57 miles



Access Detail By County SSA

May 10, 2024

Created by...
HealthPartners

Access Analysis

SUD Outpatient

Eligible / Provider Groups

National Proxy Census (Open Access Perform)

Substance Use Disorder (SUD) Outpatient

¹ The Access Standard is defined as (National Proxy Census (Open Access Perform)) eligibles accessing:

¹ (Substance Use Disorder (SUD) Outpatient) provider in 60 miles or 60 minutes

Substance Use Disorder (SUD) Outpatient/Open Access Perform Network/MNN002									
State Name	County	County SSA	Eligible	With Access ¹		Without Access ¹		Average Distance	Average Time
			#	#	%	#	%	1	1
Minnesota	Anoka	24010	1,740	1,740	100.0	0	0.0	2.9	3.6
	Benton	24040	243	243	100.0	0	0.0	6.6	7.2
	Carver	24090	795	795	100.0	0	0.0	5.8	6.5
	Chippewa	24110	266	266	100.0	0	0.0	10.3	11.2
	Chisago	24120	271	271	100.0	0	0.0	4.2	4.6
	Clay	24130	324	324	100.0	0	0.0	8.8	9.8
	Cottonwood	24160	255	255	100.0	0	0.0	12.3	13.4
	Dakota	24180	1,818	1,818	100.0	0	0.0	3.1	3.9
	Douglas	24200	191	191	100.0	0	0.0	7.7	8.3
	Hennepin	24260	5,098	5,098	100.0	0	0.0	2.3	3.3
	Isanti	24290	226	226	100.0	0	0.0	5.0	5.4
	Jackson	24310	107	107	100.0	0	0.0	18.6	20.3
	Kandiyohi	24330	231	231	100.0	0	0.0	8.1	8.7
	Lincoln	24400	118	86	72.9	32	27.1	58.1	64.3
	Lyon	24410	136	136	100.0	0	0.0	39.3	42.8
	McLeod	24420	199	199	100.0	0	0.0	7.8	8.4
	Meeker	24460	512	512	100.0	0	0.0	20.0	21.8
	Mille Lacs	24470	305	305	100.0	0	0.0	5.8	6.3
	Morrison	24480	187	187	100.0	0	0.0	10.1	11.0
	Murray	24500	321	321	100.0	0	0.0	35.6	38.8
	Nobles	24520	268	268	100.0	0	0.0	37.6	41.7
	Pipestone	24580	106	106	100.0	0	0.0	46.4	54.8
	Ramsey	24610	2,586	2,586	100.0	0	0.0	1.3	2.0
	Rock	24660	440	440	100.0	0	0.0	30.2	36.2
	Scott	24690	601	601	100.0	0	0.0	4.4	4.9
	Sherburne	24700	498	498	100.0	0	0.0	5.5	5.9
	Stearns	24720	798	798	100.0	0	0.0	9.8	10.7
	Todd	24760	286	286	100.0	0	0.0	18.9	20.5
Wadena	24790	167	167	100.0	0	0.0	10.4	11.3	
Washington	24810	1,030	1,030	100.0	0	0.0	2.6	3.1	
Wright	24850	743	743	100.0	0	0.0	6.4	7.0	
Yellow Medicine	24860	199	199	100.0	0	0.0	26.6	29.0	
Grand Totals			21,065	21,033	99.8	32	0.2	7.1	8.2

Substance Use Disorder (SUD) Inpatient/Open Access Perform Network/MNN002

May 10, 2024

Created by...
HealthPartners

Substance Use Disorder (SUD) Inpatient

48 providers at 54 locations

- ◆ All providers

SUD Inpatient

Employee Group

National Proxy Census (Open Access Perform)

Provider Group

Substance Use Disorder (SUD) Inpatient

21,065 eligible locations

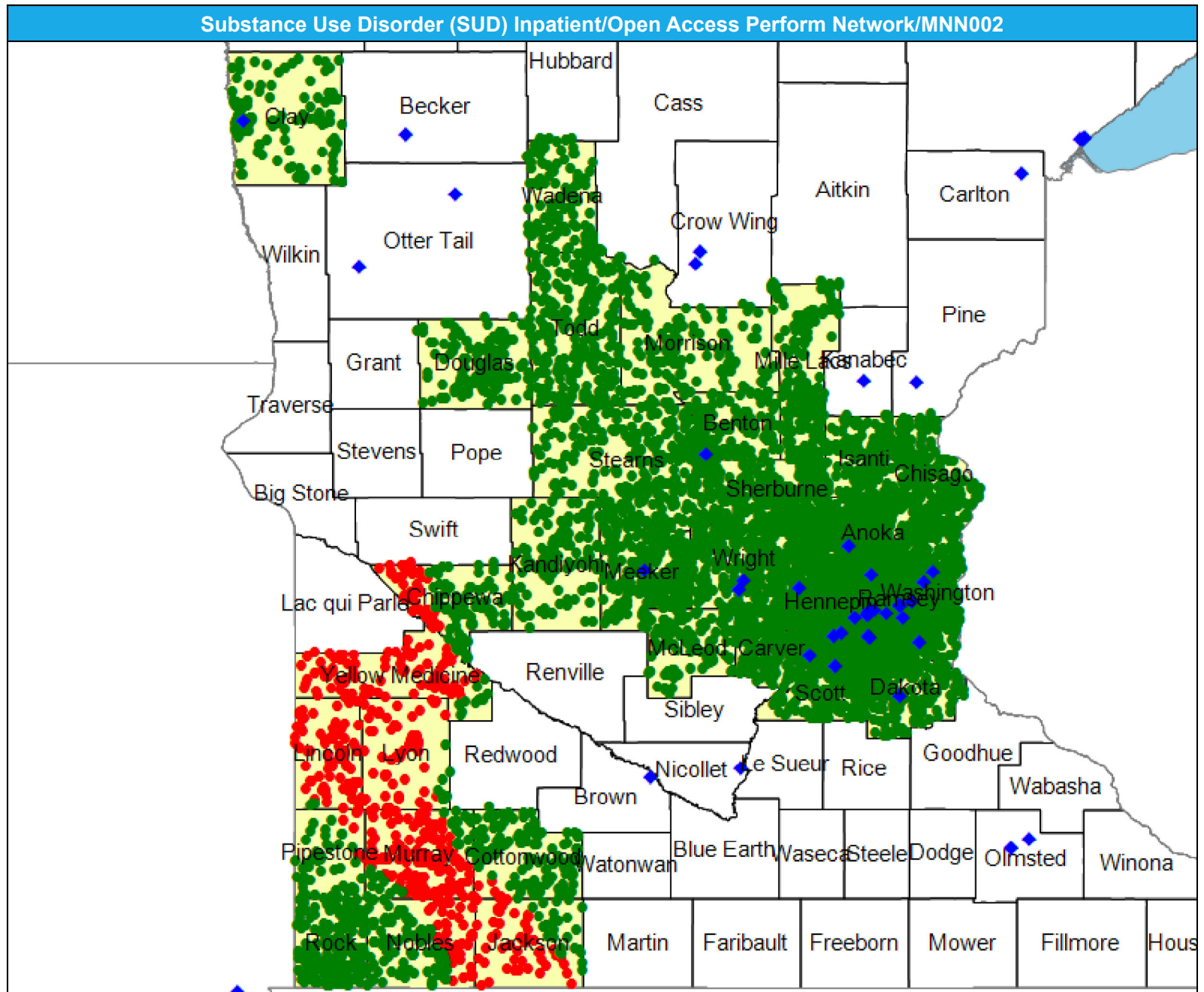
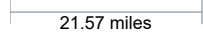
- With access (20,001)
- Without access (1,064)

The Access Standard is defined as (National Proxy Census (Open Access Perform)) eligibles accessing:

1 (Substance Use Disorder (SUD) Inpatient) provider in 60 miles or 60 minutes

Service Areas

- Open Access Perform



Access Detail By County SSA

May 10, 2024

Created by...
HealthPartners

Access Analysis

SUD Inpatient

Eligible / Provider Groups

National Proxy Census (Open Access Perform)

Substance Use Disorder (SUD) Inpatient

¹ The Access Standard is defined as (National Proxy Census (Open Access Perform)) eligibles accessing:

¹ (Substance Use Disorder (SUD) Inpatient) provider in 60 miles or 60 minutes

Substance Use Disorder (SUD) Inpatient/Open Access Perform Network/MNN002										
State Name	County	County SSA	Eligible		With Access ¹		Without Access ¹		Average Distance	Average Time
			#	%	#	%	#	%	1	1
Minnesota	Anoka	24010	1,740	100.0	1,740	100.0	0	0.0	6.7	8.5
	Benton	24040	243	100.0	243	100.0	0	0.0	9.4	11.2
	Carver	24090	795	100.0	795	100.0	0	0.0	8.6	9.5
	Chippewa	24110	266	42.1	112	42.1	154	57.9	58.6	63.9
	Chisago	24120	271	100.0	271	100.0	0	0.0	20.7	22.6
	Clay	24130	324	100.0	324	100.0	0	0.0	9.1	9.9
	Cottonwood	24160	255	98.0	250	98.0	5	2.0	50.1	54.6
	Dakota	24180	1,818	100.0	1,818	100.0	0	0.0	7.8	10.0
	Douglas	24200	191	100.0	191	100.0	0	0.0	49.1	53.6
	Hennepin	24260	5,098	100.0	5,098	100.0	0	0.0	5.0	7.5
	Isanti	24290	226	100.0	226	100.0	0	0.0	21.0	22.8
	Jackson	24310	107	27.1	29	27.1	78	72.9	62.7	68.7
	Kandiyohi	24330	231	100.0	231	100.0	0	0.0	27.6	30.1
	Lincoln	24400	118	2.5	3	2.5	115	97.5	72.4	86.3
	Lyon	24410	136	14.0	19	14.0	117	86.0	68.0	74.3
	McLeod	24420	199	100.0	199	100.0	0	0.0	21.0	22.9
	Meeker	24460	512	100.0	512	100.0	0	0.0	9.4	10.2
	Mille Lacs	24470	305	100.0	305	100.0	0	0.0	24.9	27.6
	Morrison	24480	187	100.0	187	100.0	0	0.0	26.1	29.1
	Murray	24500	321	11.8	38	11.8	283	88.2	65.9	74.3
	Nobles	24520	268	47.4	127	47.4	141	52.6	57.3	68.5
	Pipestone	24580	106	90.6	96	90.6	10	9.4	51.4	61.7
	Ramsey	24610	2,586	100.0	2,586	100.0	0	0.0	3.0	5.0
	Rock	24660	440	100.0	440	100.0	0	0.0	35.0	42.0
	Scott	24690	601	100.0	601	100.0	0	0.0	7.6	8.4
	Sherburne	24700	498	100.0	498	100.0	0	0.0	19.8	22.0
	Stearns	24720	798	100.0	798	100.0	0	0.0	16.1	18.9
	Todd	24760	286	100.0	286	100.0	0	0.0	41.0	45.8
Wadena	24790	167	100.0	167	100.0	0	0.0	29.8	32.4	
Washington	24810	1,030	100.0	1,030	100.0	0	0.0	7.1	8.2	
Wright	24850	743	100.0	743	100.0	0	0.0	13.1	14.4	
Yellow Medicine	24860	199	19.1	38	19.1	161	80.9	73.4	80.8	
Grand Totals			21,065	94.9	20,001	94.9	1,064	5.1	14.5	17.1

Thoracic Surgery/Open Access Perform Network/MNN002

May 10, 2024

Created by...
HealthPartners

Thoracic Surgery

230 providers at 154 locations

◆ All providers

Thoracic Surgery

Employee Group

National Proxy Census (Open Access Perform)

Provider Group

Thoracic Surgery

21,065 eligible locations

● With access (19,463)

● Without access (1,602)

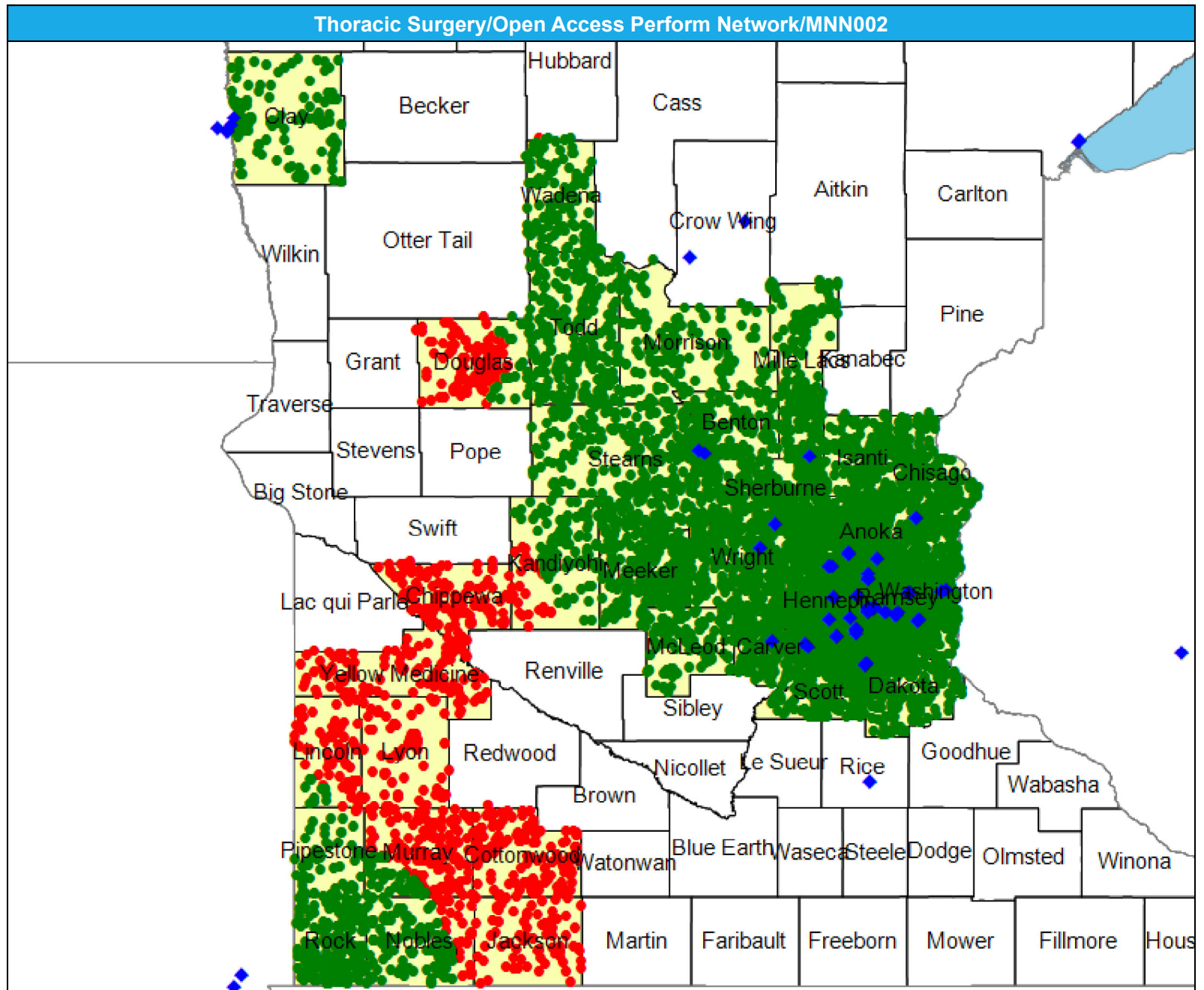
The Access Standard is defined as (National Proxy Census (Open Access Perform)) eligibles accessing:

1 (Thoracic Surgery) provider in 60 miles or 60 minutes

Service Areas

■ Open Access Perform

21.57 miles



Access Detail By County SSA

May 10, 2024

Created by...
HealthPartners

Access Analysis

Thoracic Surgery

Eligible / Provider Groups

National Proxy Census (Open Access Perform)

Thoracic Surgery

¹ The Access Standard is defined as (National Proxy Census (Open Access Perform)) eligibles accessing:

1 (Thoracic Surgery) provider in 60 miles or 60 minutes

Thoracic Surgery/Open Access Perform Network/MNN002									
State Name	County	County SSA	Eligible	With Access ¹		Without Access ¹		Average Distance	Average Time
			#	#	%	#	%	1	1
Minnesota	Anoka	24010	1,740	1,740	100.0	0	0.0	5.4	6.9
	Benton	24040	243	243	100.0	0	0.0	8.9	10.4
	Carver	24090	795	795	100.0	0	0.0	5.4	5.9
	Chippewa	24110	266	0	0.0	266	100.0	87.3	98.6
	Chisago	24120	271	271	100.0	0	0.0	14.9	16.2
	Clay	24130	324	324	100.0	0	0.0	10.0	11.5
	Cottonwood	24160	255	0	0.0	255	100.0	86.4	100.4
	Dakota	24180	1,818	1,818	100.0	0	0.0	7.8	10.0
	Douglas	24200	191	28	14.7	163	85.3	64.5	74.4
	Hennepin	24260	5,098	5,098	100.0	0	0.0	3.4	5.2
	Isanti	24290	226	226	100.0	0	0.0	17.5	19.1
	Jackson	24310	107	0	0.0	107	100.0	83.7	97.0
	Kandiyohi	24330	231	179	77.5	52	22.5	56.1	62.4
	Lincoln	24400	118	16	13.6	102	86.4	68.3	81.9
	Lyon	24410	136	0	0.0	136	100.0	84.7	100.9
	McLeod	24420	199	199	100.0	0	0.0	25.4	27.7
	Meeker	24460	512	512	100.0	0	0.0	33.0	36.3
	Mille Lacs	24470	305	305	100.0	0	0.0	18.9	20.6
	Morrison	24480	187	187	100.0	0	0.0	26.4	29.5
	Murray	24500	321	51	15.9	270	84.1	66.4	79.7
	Nobles	24520	268	222	82.8	46	17.2	54.8	65.7
	Pipestone	24580	106	101	95.3	5	4.7	47.4	56.8
	Ramsey	24610	2,586	2,586	100.0	0	0.0	2.9	4.8
	Rock	24660	440	440	100.0	0	0.0	31.0	37.2
	Scott	24690	601	601	100.0	0	0.0	9.7	11.3
	Sherburne	24700	498	498	100.0	0	0.0	9.0	9.9
	Stearns	24720	798	798	100.0	0	0.0	15.9	19.0
	Todd	24760	286	286	100.0	0	0.0	40.7	45.6
Wadena	24790	167	166	99.4	1	0.6	44.6	48.6	
Washington	24810	1,030	1,030	100.0	0	0.0	5.5	6.6	
Wright	24850	743	743	100.0	0	0.0	10.1	11.1	
Yellow Medicine	24860	199	0	0.0	199	100.0	90.5	102.5	
Grand Totals			21,065	19,463	92.4	1,602	7.6	15.5	18.4

Urology/Open Access Perform Network/MNN002

May 10, 2024

Created by...
HealthPartners

Urology
445 providers at 426 locations
◆ All providers

Urology
Employee Group
National Proxy Census (Open Access Perform)
Provider Group
Urology

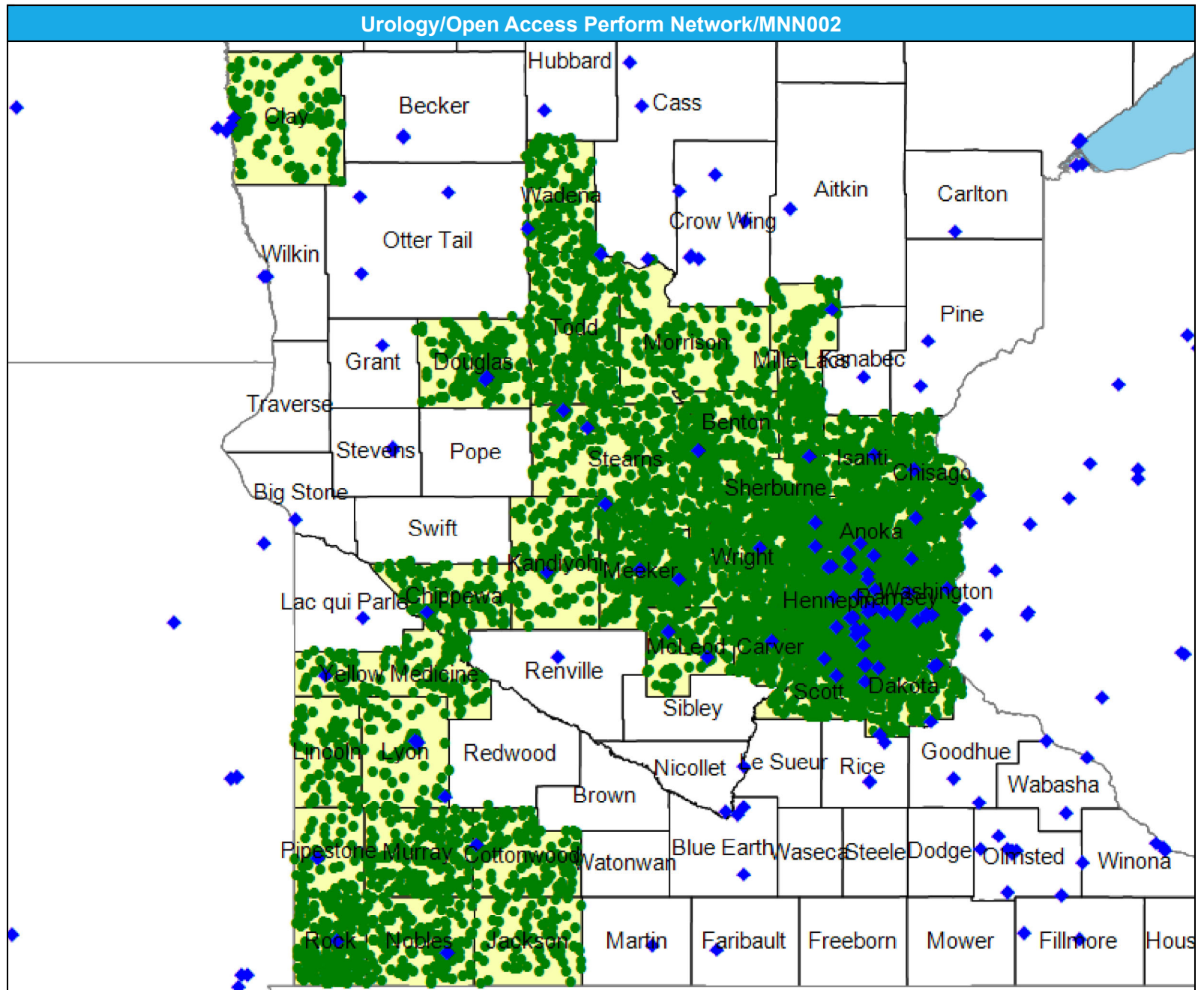
21,065 eligible locations
● With access (21,065)
● Without access (0)

The Access Standard is defined as (National Proxy Census (Open Access Perform)) eligibles accessing:

1 (Urology) provider in 60 miles or 60 minutes

Service Areas
■ Open Access Perform

21.57 miles



Access Detail By County SSA

May 10, 2024

Created by...
HealthPartners

Access Analysis

Urology

Eligible / Provider Groups

National Proxy Census (Open Access Perform)

Urology

¹ The Access Standard is defined as (National Proxy Census (Open Access Perform)) eligibles accessing:

¹ (Urology) provider in 60 miles or 60 minutes

Urology/Open Access Perform Network/MNN002									
State Name	County	County SSA	Eligible	With Access ¹		Without Access ¹		Average Distance	Average Time
			#	#	%	#	%	1	1
Minnesota	Anoka	24010	1,740	1,740	100.0	0	0.0	4.3	5.2
	Benton	24040	243	243	100.0	0	0.0	9.6	10.5
	Carver	24090	795	795	100.0	0	0.0	7.4	8.5
	Chippewa	24110	266	266	100.0	0	0.0	8.4	9.2
	Chisago	24120	271	271	100.0	0	0.0	6.8	7.4
	Clay	24130	324	324	100.0	0	0.0	8.8	9.9
	Cottonwood	24160	255	255	100.0	0	0.0	20.4	22.2
	Dakota	24180	1,818	1,818	100.0	0	0.0	4.6	6.3
	Douglas	24200	191	191	100.0	0	0.0	7.5	8.1
	Hennepin	24260	5,098	5,098	100.0	0	0.0	3.2	5.0
	Isanti	24290	226	226	100.0	0	0.0	6.9	7.5
	Jackson	24310	107	107	100.0	0	0.0	24.6	26.8
	Kandiyohi	24330	231	231	100.0	0	0.0	7.6	8.2
	Lincoln	24400	118	118	100.0	0	0.0	20.5	22.3
	Lyon	24410	136	136	100.0	0	0.0	6.3	6.9
	McLeod	24420	199	199	100.0	0	0.0	6.1	6.6
	Meeker	24460	512	512	100.0	0	0.0	6.6	7.2
	Mille Lacs	24470	305	305	100.0	0	0.0	11.0	11.9
	Morrison	24480	187	187	100.0	0	0.0	23.0	25.0
	Murray	24500	321	321	100.0	0	0.0	16.8	18.3
	Nobles	24520	268	268	100.0	0	0.0	8.4	9.1
	Pipestone	24580	106	106	100.0	0	0.0	7.4	8.0
	Ramsey	24610	2,586	2,586	100.0	0	0.0	2.7	4.4
	Rock	24660	440	440	100.0	0	0.0	6.6	7.2
	Scott	24690	601	601	100.0	0	0.0	6.1	6.7
	Sherburne	24700	498	498	100.0	0	0.0	8.5	9.2
	Stearns	24720	798	798	100.0	0	0.0	7.9	8.6
	Todd	24760	286	286	100.0	0	0.0	14.6	15.9
	Wadena	24790	167	167	100.0	0	0.0	9.4	10.2
	Washington	24810	1,030	1,030	100.0	0	0.0	4.1	4.9
Wright	24850	743	743	100.0	0	0.0	8.9	9.7	
Yellow Medicine	24860	199	199	100.0	0	0.0	13.6	14.8	
Grand Totals			21,065	21,065	100.0	0	0.0	6.0	7.3

Vascular Surgery/Open Access Perform Network/MNN002

May 10, 2024

Created by...
HealthPartners

Vascular Surgery

386 providers at 289 locations

- ◆ All providers

Vascular Surgery

Employee Group

National Proxy Census (Open Access Perform)

Provider Group

Vascular Surgery

21,065 eligible locations

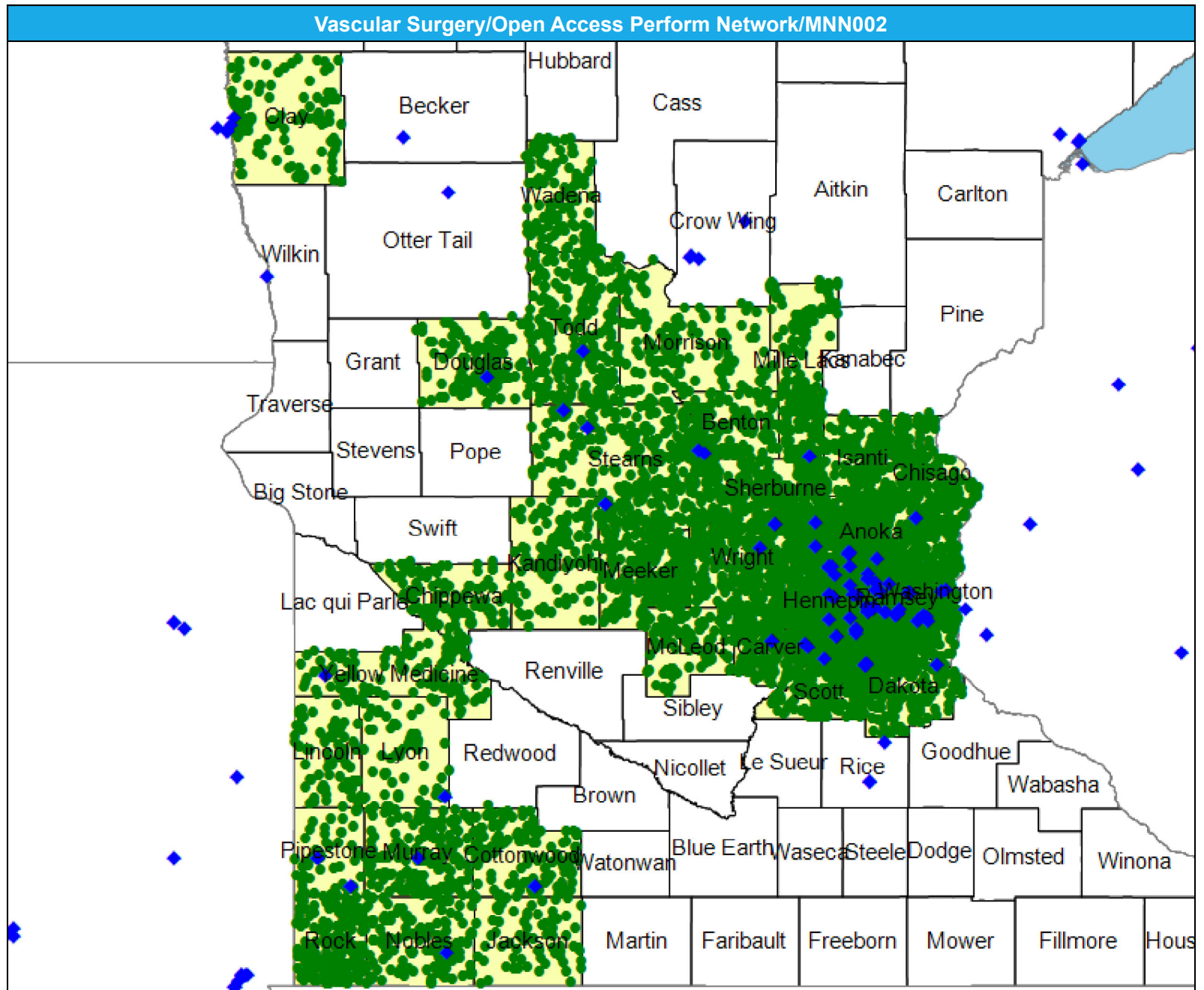
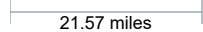
- With access (21,065)
- Without access (0)

The Access Standard is defined as (National Proxy Census (Open Access Perform)) eligibles accessing:

1 (Vascular Surgery) provider in 60 miles or 60 minutes

Service Areas

- Open Access Perform



Access Detail By County SSA

May 10, 2024

Created by...
HealthPartners

Access Analysis

Vascular Surgery

Eligible / Provider Groups

National Proxy Census (Open Access Perform)

Vascular Surgery

¹ The Access Standard is defined as (National Proxy Census (Open Access Perform)) eligibles accessing:

¹ (Vascular Surgery) provider in 60 miles or 60 minutes

Vascular Surgery/Open Access Perform Network/MNN002									
State Name	County	County SSA	Eligible	With Access ¹		Without Access ¹		Average Distance	Average Time
			#	#	%	#	%	1	1
Minnesota	Anoka	24010	1,740	1,740	100.0	0	0.0	5.0	6.2
	Benton	24040	243	243	100.0	0	0.0	8.9	10.4
	Carver	24090	795	795	100.0	0	0.0	5.3	5.9
	Chippewa	24110	266	266	100.0	0	0.0	42.3	46.1
	Chisago	24120	271	271	100.0	0	0.0	14.9	16.2
	Clay	24130	324	324	100.0	0	0.0	9.6	11.0
	Cottonwood	24160	255	255	100.0	0	0.0	10.5	11.4
	Dakota	24180	1,818	1,818	100.0	0	0.0	6.1	7.9
	Douglas	24200	191	191	100.0	0	0.0	8.2	8.9
	Hennepin	24260	5,098	5,098	100.0	0	0.0	2.9	4.4
	Isanti	24290	226	226	100.0	0	0.0	17.4	19.0
	Jackson	24310	107	107	100.0	0	0.0	18.0	19.6
	Kandiyohi	24330	231	231	100.0	0	0.0	27.4	29.8
	Lincoln	24400	118	118	100.0	0	0.0	21.0	22.8
	Lyon	24410	136	136	100.0	0	0.0	19.2	20.9
	McLeod	24420	199	199	100.0	0	0.0	25.4	27.7
	Meeker	24460	512	512	100.0	0	0.0	23.8	25.9
	Mille Lacs	24470	305	305	100.0	0	0.0	18.9	20.6
	Morrison	24480	187	187	100.0	0	0.0	22.9	25.3
	Murray	24500	321	321	100.0	0	0.0	9.3	10.1
	Nobles	24520	268	268	100.0	0	0.0	8.4	9.1
	Pipestone	24580	106	106	100.0	0	0.0	4.9	5.3
	Ramsey	24610	2,586	2,586	100.0	0	0.0	2.3	3.7
	Rock	24660	440	440	100.0	0	0.0	14.5	15.8
	Scott	24690	601	601	100.0	0	0.0	7.8	8.8
	Sherburne	24700	498	498	100.0	0	0.0	6.6	7.2
	Stearns	24720	798	798	100.0	0	0.0	7.5	8.5
	Todd	24760	286	286	100.0	0	0.0	14.4	15.6
	Wadena	24790	167	167	100.0	0	0.0	30.6	33.4
	Washington	24810	1,030	1,030	100.0	0	0.0	4.5	5.4
Wright	24850	743	743	100.0	0	0.0	8.9	9.7	
Yellow Medicine	24860	199	199	100.0	0	0.0	22.3	24.3	
Grand Totals			21,065	21,065	100.0	0	0.0	7.8	9.2

Home Health Care Agency/Open Access Perform Network/MNN002

May 10, 2024

Created by...
HealthPartners

Home Health Care Agency
349 providers at 419 locations
◆ All providers

Service Areas
■ Open Access Perform

21.57 miles

