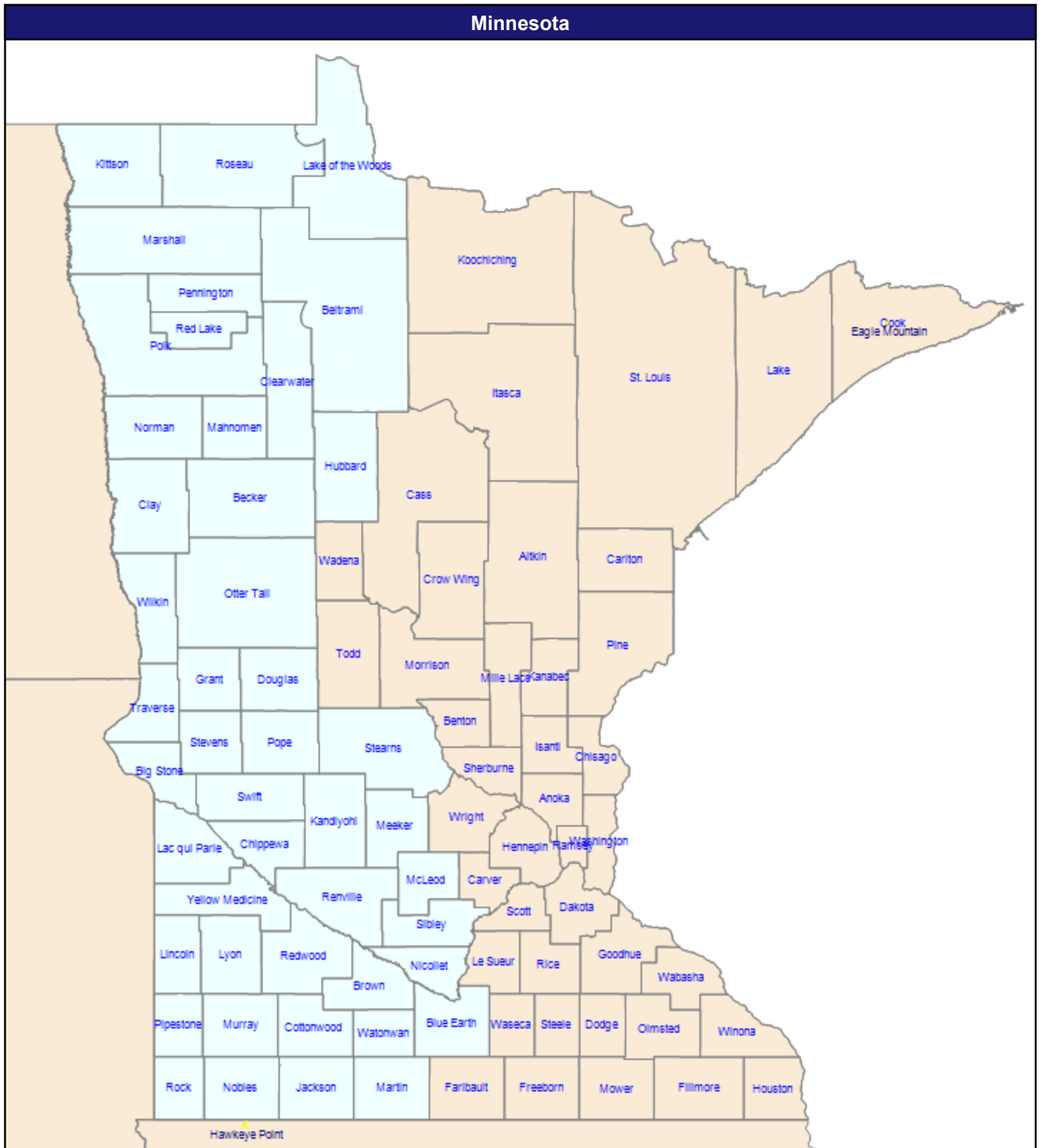


Sanford Health Plan Network Analysis

Network Analysis - Sanford Health Plan of Minnesota/MNN001

August 26, 2024

Map - Minnesota



© 2024 Quest Analytics, LLC.

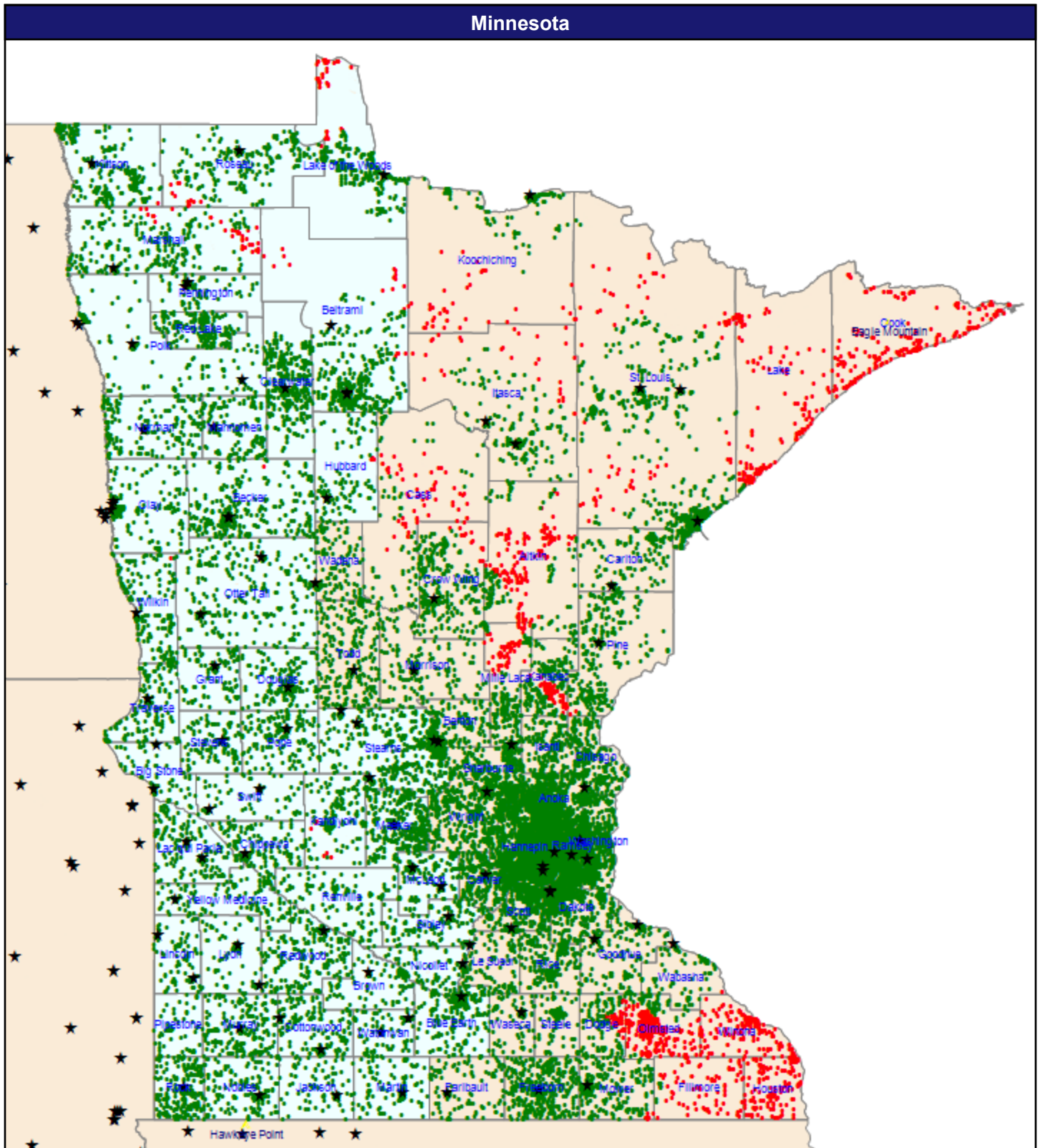
August 26, 2024

Service Areas

Minnesota Service Area

52.60 miles

General Hospital Facilities



© 2024 Quest Analytics, LLC.

August 26, 2024

General Hospital Facilities

272 providers at 231 locations

★ All providers

Sanford Health Plan Network Analysis - Census

Employee Group

Minnesota Members

Provider Group

General Hospital Facilities

35,677 employee locations

● With access (33,176)

● Without access (2,501)

The Access Standard is defined as (Minnesota Members) employees accessing:

1 (General Hospital Facilities) provider in 30 miles

Service Areas

□ Minnesota Service Area

52.60 miles

Access Detail By County

August 26, 2024

Access Analysis
 Sanford Health Plan Network Analysis
 - Time
 Employee / Provider Groups
 Minnesota Members (Minnesota
 Service Area)
 General Hospital Facilities

¹ The Access Standard is defined as
 (Minnesota Members (Minnesota
 Service Area)) employees accessing:
 1 (General Hospital Facilities) provider
 in 30 miles and 30 minutes

All Employees									
State Name	County	County SSA	Employee	With Access ¹		Without Access ¹		Average Distance	Average Time
			#	#	%	#	%	1	1
Minnesota	Becker	24020	364	357	98.1	7	1.9	10.7	11.6
	Beltrami	24030	450	422	93.8	28	6.2	10.6	11.6
	Big Stone	24050	101	101	100.0	0	0.0	6.2	6.7
	Blue Earth	24060	347	347	100.0	0	0.0	7.0	7.7
	Brown	24070	135	135	100.0	0	0.0	11.3	12.3
	Chippewa	24110	266	265	99.6	1	0.4	8.4	9.1
	Clay	24130	324	300	92.6	24	7.4	9.0	10.2
	Clearwater	24140	387	387	100.0	0	0.0	10.3	11.2
	Cottonwood	24160	255	255	100.0	0	0.0	7.1	7.7
	Douglas	24200	191	191	100.0	0	0.0	7.8	8.4
	Grant	24250	127	127	100.0	0	0.0	10.8	11.8
	Hubbard	24280	110	105	95.5	5	4.5	12.2	13.3
	Jackson	24310	107	107	100.0	0	0.0	8.8	9.6
	Kandiyohi	24330	231	208	90.0	23	10.0	22.8	24.8
	Kittson	24340	356	321	90.2	35	9.8	16.0	17.5
	Lac qui Parle	24360	265	265	100.0	0	0.0	5.5	6.0
	Lake of the Woods	24380	339	276	81.4	63	18.6	17.4	18.9
	Lincoln	24400	118	118	100.0	0	0.0	7.4	8.0
	Lyon	24410	136	136	100.0	0	0.0	5.8	6.3
	Mahnomen	24430	220	220	100.0	0	0.0	10.1	11.0
	Marshall	24440	388	329	84.8	59	15.2	17.2	18.8
	Martin	24450	200	200	100.0	0	0.0	7.8	8.4
	McLeod	24420	199	199	100.0	0	0.0	6.1	6.6
	Meeker	24460	512	512	100.0	0	0.0	8.7	9.4
	Murray	24500	321	321	100.0	0	0.0	8.8	9.5
	Nicollet	24510	161	161	100.0	0	0.0	7.4	8.0
	Nobles	24520	268	268	100.0	0	0.0	8.2	8.9
	Norman	24530	286	286	100.0	0	0.0	11.2	12.2
	Otter Tail	24550	302	301	99.7	1	0.3	11.2	12.2
	Pennington	24560	145	145	100.0	0	0.0	4.9	5.3
	Pipestone	24580	106	106	100.0	0	0.0	15.8	17.2
	Polk	24590	156	156	100.0	0	0.0	9.7	10.5
	Pope	24600	232	232	100.0	0	0.0	7.9	8.5
	Red Lake	24620	346	346	100.0	0	0.0	19.0	20.7
	Redwood	24630	335	335	100.0	0	0.0	10.5	11.4
	Renville	24640	157	157	100.0	0	0.0	19.4	21.1
	Rock	24660	440	440	100.0	0	0.0	6.8	7.4
	Roseau	24670	347	319	91.9	28	8.1	15.4	16.8
	Sibley	24710	167	167	100.0	0	0.0	10.7	11.6
	Stearns	24720	798	798	100.0	0	0.0	7.5	8.5

Access Detail By County

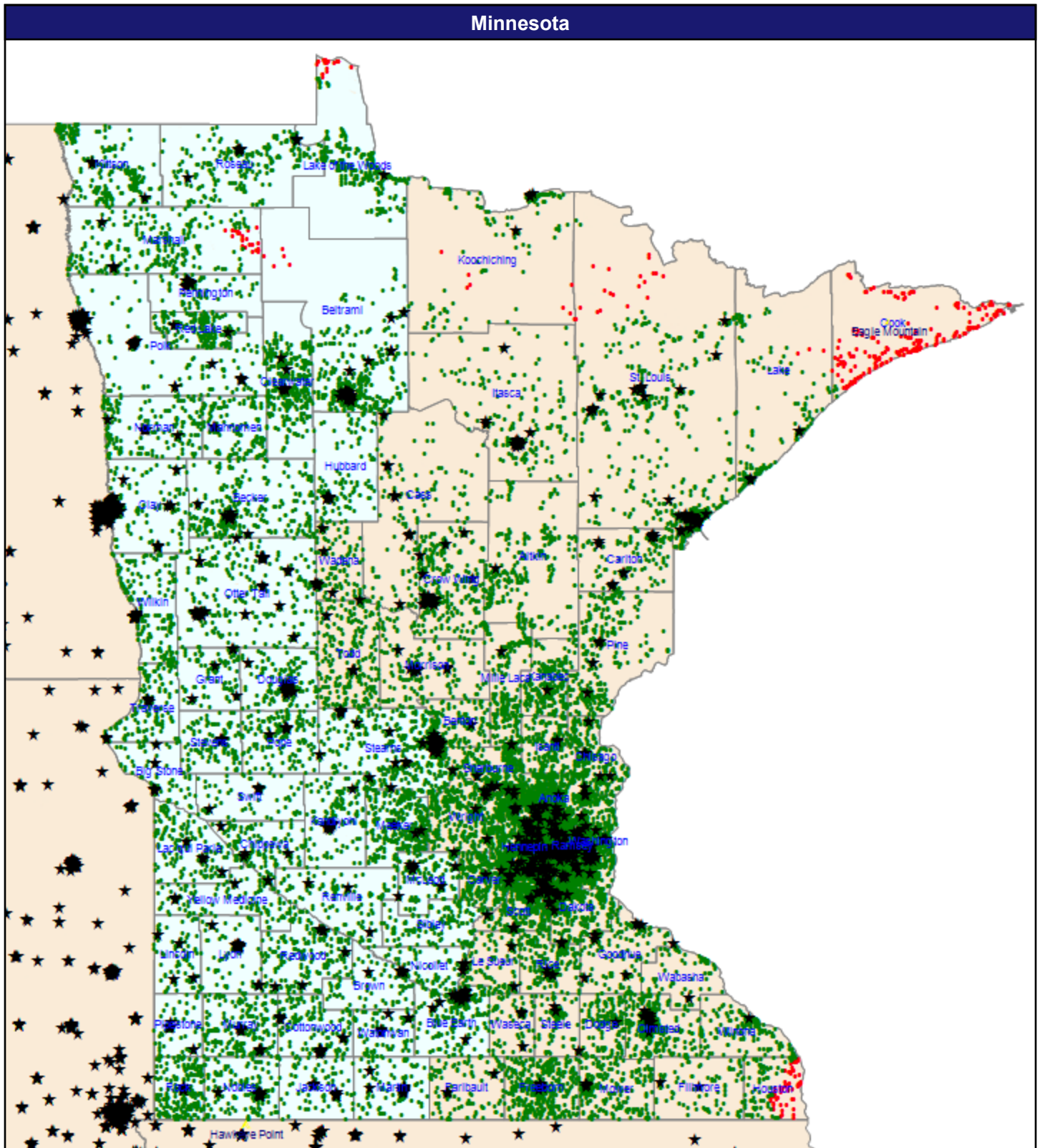
August 26, 2024

Access Analysis
 Sanford Health Plan Network Analysis
 - Time
 Employee / Provider Groups
 Minnesota Members (Minnesota
 Service Area)
 General Hospital Facilities

¹ The Access Standard is defined as
 (Minnesota Members (Minnesota
 Service Area)) employees accessing:
 1 (General Hospital Facilities) provider
 in 30 miles and 30 minutes

All Employees									
State Name	County	County SSA	Employee	With Access ¹		Without Access ¹		Average Distance	Average Time
			#	#	%	#	%	1	1
Minnesota	Stevens	24740	199	199	100.0	0	0.0	6.7	7.3
	Swift	24750	102	102	100.0	0	0.0	6.4	6.9
	Traverse	24770	259	259	100.0	0	0.0	7.0	7.6
	Watonwan	24820	131	131	100.0	0	0.0	5.8	6.3
	Wilkin	24830	282	277	98.2	5	1.8	11.7	12.8
	Yellow Medicine	24860	199	198	99.5	1	0.5	13.4	14.6
	Grand Totals			11,867	11,587	97.6	280	2.4	10.4

Emergency Medicine Providers



© 2024 Quest Analytics, LLC.

August 26, 2024

Emergency Medicine Providers

35,078 providers at 4,776 locations

★ All providers

Sanford Health Plan Network Analysis - Census

Employee Group

Minnesota Members

Provider Group

Emergency Medicine Providers

35,677 employee locations

● With access (35,269)

● Without access (408)

The Access Standard is defined as (Minnesota Members) employees accessing:

1 (Emergency Medicine Providers) provider in 30 miles

Service Areas

□ Minnesota Service Area

52.60 miles

Access Detail By County

August 26, 2024

Access Analysis
Sanford Health Plan Network Analysis
- Time

Employee / Provider Groups
Minnesota Members (Minnesota
Service Area)
Emergency Medicine Providers

¹ The Access Standard is defined as
(Minnesota Members (Minnesota
Service Area)) employees accessing:
1 (Emergency Medicine Providers)
provider in 30 miles and 30 minutes

All Employees									
State Name	County	County SSA	Employee			Without Access ¹		Average Distance	Average Time
			#	#	%	#	%	1	1
Minnesota	Becker	24020	364	360	98.9	4	1.1	7.7	8.4
	Beltrami	24030	450	445	98.9	5	1.1	5.7	6.2
	Big Stone	24050	101	101	100.0	0	0.0	5.2	5.6
	Blue Earth	24060	347	347	100.0	0	0.0	3.5	3.8
	Brown	24070	135	135	100.0	0	0.0	5.0	5.4
	Chippewa	24110	266	266	100.0	0	0.0	3.7	4.0
	Clay	24130	324	324	100.0	0	0.0	2.4	2.6
	Clearwater	24140	387	387	100.0	0	0.0	6.7	7.2
	Cottonwood	24160	255	255	100.0	0	0.0	3.9	4.3
	Douglas	24200	191	191	100.0	0	0.0	4.6	5.0
	Grant	24250	127	127	100.0	0	0.0	4.4	4.7
	Hubbard	24280	110	110	100.0	0	0.0	8.5	9.3
	Jackson	24310	107	107	100.0	0	0.0	5.4	5.8
	Kandiyohi	24330	231	231	100.0	0	0.0	5.0	5.4
	Kittson	24340	356	356	100.0	0	0.0	10.6	11.6
	Lac qui Parle	24360	265	265	100.0	0	0.0	4.9	5.3
	Lake of the Woods	24380	339	303	89.4	36	10.6	13.5	14.7
	Lincoln	24400	118	118	100.0	0	0.0	3.7	4.0
	Lyon	24410	136	136	100.0	0	0.0	4.1	4.4
	Mahnomen	24430	220	220	100.0	0	0.0	9.9	10.8
	Marshall	24440	388	352	90.7	36	9.3	13.6	14.8
	Martin	24450	200	200	100.0	0	0.0	4.0	4.3
	McLeod	24420	199	199	100.0	0	0.0	2.9	3.1
	Meeker	24460	512	512	100.0	0	0.0	5.0	5.5
	Murray	24500	321	321	100.0	0	0.0	5.8	6.3
	Nicollet	24510	161	161	100.0	0	0.0	4.0	4.3
	Nobles	24520	268	268	100.0	0	0.0	4.9	5.3
	Norman	24530	286	286	100.0	0	0.0	5.5	5.9
	Otter Tail	24550	302	302	100.0	0	0.0	4.7	5.1
	Pennington	24560	145	145	100.0	0	0.0	4.2	4.6
	Pipestone	24580	106	106	100.0	0	0.0	3.7	4.0
	Polk	24590	156	156	100.0	0	0.0	5.0	5.4
	Pope	24600	232	232	100.0	0	0.0	5.4	5.9
	Red Lake	24620	346	346	100.0	0	0.0	5.4	5.8
	Redwood	24630	335	335	100.0	0	0.0	6.0	6.5
	Renville	24640	157	157	100.0	0	0.0	6.3	6.9
	Rock	24660	440	440	100.0	0	0.0	4.8	5.1
	Roseau	24670	347	347	100.0	0	0.0	6.6	7.2
	Sibley	24710	167	167	100.0	0	0.0	13.1	14.2
	Stearns	24720	798	798	100.0	0	0.0	3.3	3.6

Access Detail By County

August 26, 2024

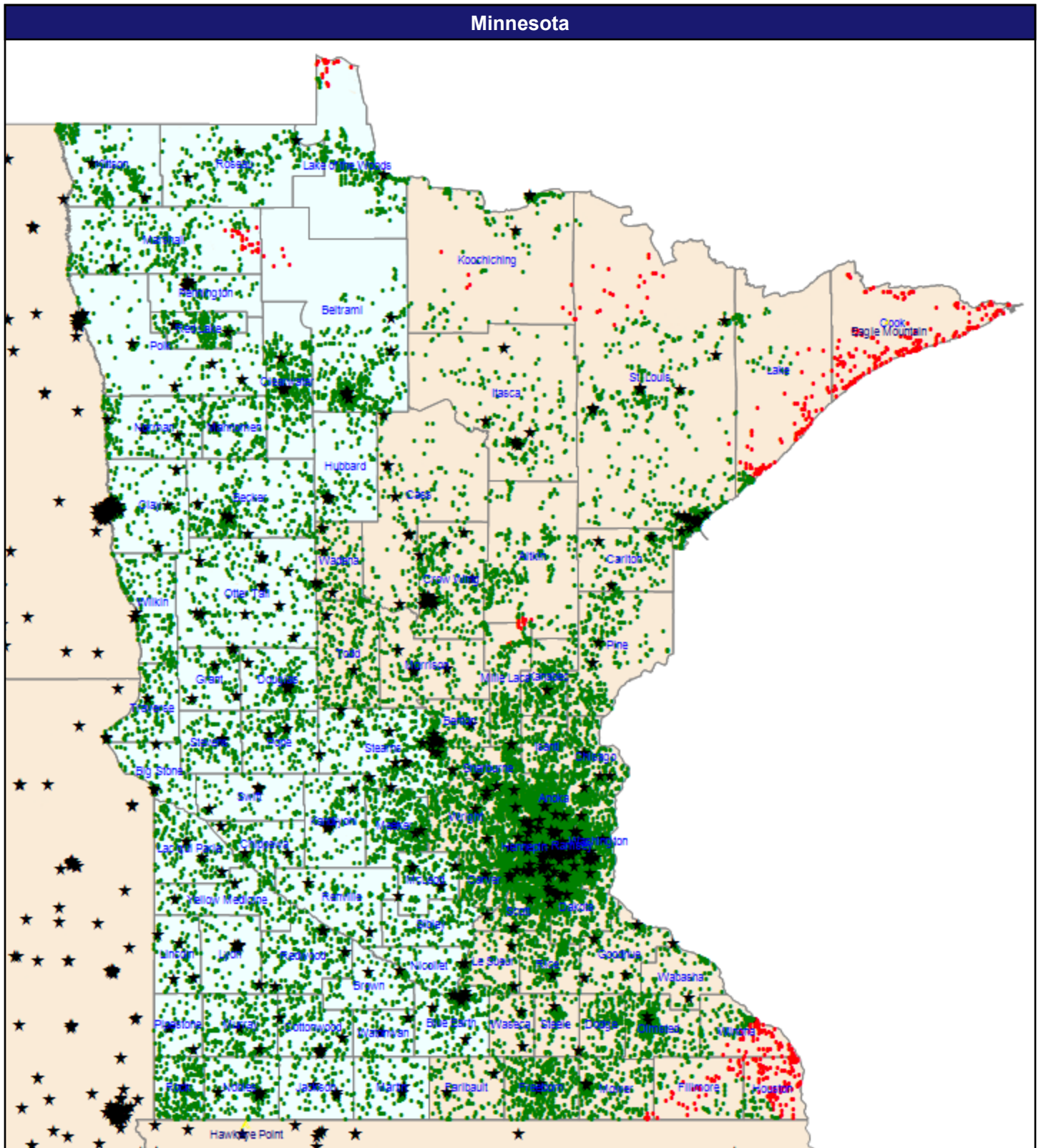
Access Analysis
 Sanford Health Plan Network Analysis
 - Time

Employee / Provider Groups
 Minnesota Members (Minnesota
 Service Area)
 Emergency Medicine Providers

¹ The Access Standard is defined as
 (Minnesota Members (Minnesota
 Service Area)) employees accessing:
 1 (Emergency Medicine Providers)
 provider in 30 miles and 30 minutes

All Employees									
State Name	County	County SSA	Employee	With Access ¹		Without Access ¹		Average Distance	Average Time
			#	#	%	#	%	1	1
Minnesota	Stevens	24740	199	199	100.0	0	0.0	5.9	6.4
	Swift	24750	102	102	100.0	0	0.0	6.0	6.5
	Traverse	24770	259	259	100.0	0	0.0	5.2	5.6
	Watonwan	24820	131	131	100.0	0	0.0	4.7	5.0
	Wilkin	24830	282	282	100.0	0	0.0	9.1	9.9
	Yellow Medicine	24860	199	199	100.0	0	0.0	5.5	6.0
	Grand Totals			11,867	11,786	99.3	81	0.7	5.9

Primary Care Providers



© 2024 Quest Analytics, LLC.

August 26, 2024

Primary Care Providers

8,547 providers at 1,514 locations

★ All providers

Sanford Health Plan Network Analysis - Census

Employee Group

Minnesota Members

Provider Group

Primary Care Providers

35,677 employee locations

● With access (34,944)

● Without access (733)

The Access Standard is defined as (Minnesota Members) employees accessing:

1 (Primary Care Providers) provider in 30 miles

Service Areas

□ Minnesota Service Area

52.60 miles

Access Detail By County

August 26, 2024

Access Analysis
 Sanford Health Plan Network Analysis
 - Time
 Employee / Provider Groups
 Minnesota Members (Minnesota
 Service Area)
 Primary Care Providers

¹ The Access Standard is defined as
 (Minnesota Members (Minnesota
 Service Area)) employees accessing:
 1 (Primary Care Providers) provider in
 30 miles and 30 minutes

All Employees									
State Name	County	County SSA	Employee			Without Access ¹		Average Distance	Average Time
			#	#	%	#	%	1	1
Minnesota	Becker	24020	364	359	98.6	5	1.4	8.1	8.9
	Beltrami	24030	450	445	98.9	5	1.1	7.4	8.0
	Big Stone	24050	101	101	100.0	0	0.0	6.1	6.6
	Blue Earth	24060	347	347	100.0	0	0.0	3.7	4.0
	Brown	24070	135	135	100.0	0	0.0	5.8	6.3
	Chippewa	24110	266	266	100.0	0	0.0	5.0	5.4
	Clay	24130	324	324	100.0	0	0.0	2.9	3.2
	Clearwater	24140	387	387	100.0	0	0.0	7.1	7.7
	Cottonwood	24160	255	255	100.0	0	0.0	4.4	4.8
	Douglas	24200	191	191	100.0	0	0.0	5.4	5.8
	Grant	24250	127	127	100.0	0	0.0	4.4	4.8
	Hubbard	24280	110	110	100.0	0	0.0	8.9	9.7
	Jackson	24310	107	107	100.0	0	0.0	5.6	6.1
	Kandiyohi	24330	231	231	100.0	0	0.0	5.2	5.6
	Kittson	24340	356	356	100.0	0	0.0	11.2	12.2
	Lac qui Parle	24360	265	265	100.0	0	0.0	5.0	5.4
	Lake of the Woods	24380	339	299	88.2	40	11.8	13.6	14.8
	Lincoln	24400	118	118	100.0	0	0.0	3.8	4.1
	Lyon	24410	136	136	100.0	0	0.0	5.3	5.8
	Mahnomen	24430	220	220	100.0	0	0.0	9.9	10.8
	Marshall	24440	388	352	90.7	36	9.3	14.9	16.2
	Martin	24450	200	200	100.0	0	0.0	7.0	7.6
	McLeod	24420	199	199	100.0	0	0.0	3.7	4.0
	Meeker	24460	512	512	100.0	0	0.0	5.1	5.6
	Murray	24500	321	321	100.0	0	0.0	6.1	6.6
	Nicollet	24510	161	161	100.0	0	0.0	4.4	4.8
	Nobles	24520	268	268	100.0	0	0.0	5.0	5.4
	Norman	24530	286	286	100.0	0	0.0	5.7	6.2
	Otter Tail	24550	302	302	100.0	0	0.0	5.2	5.6
	Pennington	24560	145	145	100.0	0	0.0	4.4	4.7
	Pipestone	24580	106	106	100.0	0	0.0	4.2	4.5
	Polk	24590	156	156	100.0	0	0.0	5.4	5.9
	Pope	24600	232	232	100.0	0	0.0	5.6	6.1
	Red Lake	24620	346	346	100.0	0	0.0	5.4	5.8
	Redwood	24630	335	335	100.0	0	0.0	7.8	8.5
	Renville	24640	157	157	100.0	0	0.0	9.3	10.1
	Rock	24660	440	440	100.0	0	0.0	5.6	6.1
	Roseau	24670	347	347	100.0	0	0.0	6.8	7.4
	Sibley	24710	167	167	100.0	0	0.0	13.1	14.2
	Stearns	24720	798	798	100.0	0	0.0	3.5	3.8

Access Detail By County

August 26, 2024

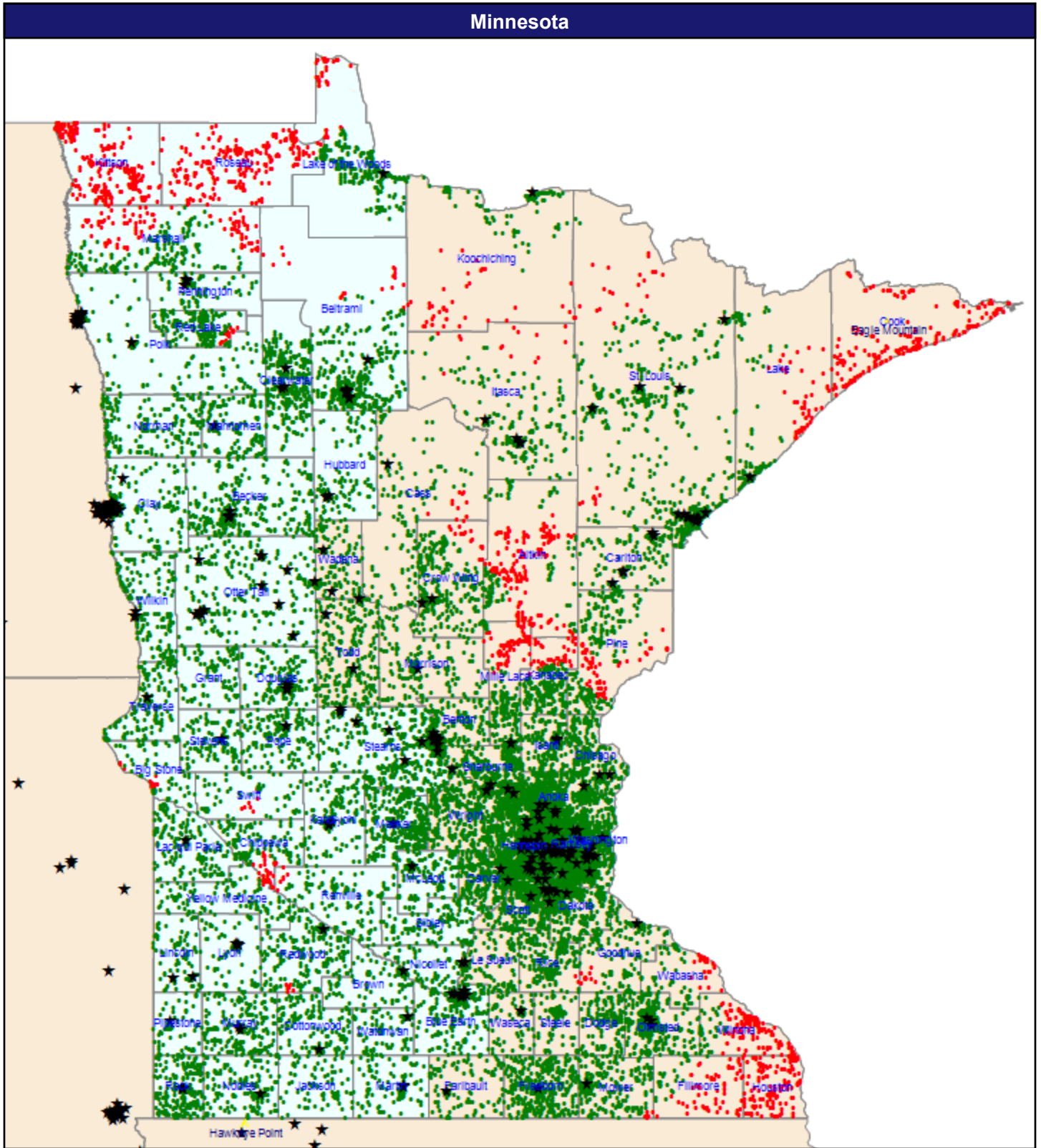
Access Analysis
 Sanford Health Plan Network Analysis
 - Time

Employee / Provider Groups
 Minnesota Members (Minnesota
 Service Area)
 Primary Care Providers

¹ The Access Standard is defined as
 (Minnesota Members (Minnesota
 Service Area)) employees accessing:
 1 (Primary Care Providers) provider in
 30 miles and 30 minutes

All Employees									
State Name	County	County SSA	Employee	With Access ¹		Without Access ¹		Average Distance	Average Time
			#	#	%	#	%	1	1
Minnesota	Stevens	24740	199	199	100.0	0	0.0	6.2	6.7
	Swift	24750	102	102	100.0	0	0.0	6.0	6.5
	Traverse	24770	259	259	100.0	0	0.0	5.4	5.8
	Watonwan	24820	131	131	100.0	0	0.0	5.5	6.0
	Wilkin	24830	282	282	100.0	0	0.0	9.6	10.4
	Yellow Medicine	24860	199	199	100.0	0	0.0	9.2	10.0
	Grand Totals			11,867	11,781	99.3	86	0.7	6.6

Mental Health Provider Prescribers



© 2024 Quest Analytics, LLC.

August 26, 2024

Mental Health Provider Prescribers

774 providers at 561 locations

★ All providers

Sanford Health Plan Network Analysis - Census

Employee Group

Minnesota Members

Provider Group

Mental Health Provider Prescribers

35,677 employee locations

● With access (33,320)

● Without access (2,357)

The Access Standard is defined as (Minnesota Members) employees accessing:

1 (Mental Health Provider Prescribers) provider in 30 miles

Service Areas

□ Minnesota Service Area

52.60 miles

Access Detail By County

August 26, 2024

Access Analysis
 Sanford Health Plan Network Analysis
 - Time
 Employee / Provider Groups
 Minnesota Members (Minnesota
 Service Area)
 Mental Health Provider Prescribers

¹ The Access Standard is defined as
 (Minnesota Members (Minnesota
 Service Area)) employees accessing:
 1 (Mental Health Provider Prescribers)
 provider in 30 miles and 30 minutes

All Employees									
State Name	County	County SSA	Employee	With Access ¹		Without Access ¹		Average Distance	Average Time
			#	#	%	#	%	1	1
Minnesota	Becker	24020	364	358	98.4	6	1.6	9.9	10.8
	Beltrami	24030	450	426	94.7	24	5.3	8.9	9.6
	Big Stone	24050	101	59	58.4	42	41.6	25.1	27.3
	Blue Earth	24060	347	347	100.0	0	0.0	6.0	6.5
	Brown	24070	135	135	100.0	0	0.0	10.9	11.9
	Chippewa	24110	266	206	77.4	60	22.6	25.6	27.9
	Clay	24130	324	324	100.0	0	0.0	6.3	6.9
	Clearwater	24140	387	387	100.0	0	0.0	8.1	8.7
	Cottonwood	24160	255	251	98.4	4	1.6	11.4	12.4
	Douglas	24200	191	191	100.0	0	0.0	6.9	7.5
	Grant	24250	127	127	100.0	0	0.0	20.6	22.4
	Hubbard	24280	110	110	100.0	0	0.0	9.7	10.5
	Jackson	24310	107	107	100.0	0	0.0	14.9	16.2
	Kandiyohi	24330	231	231	100.0	0	0.0	7.6	8.2
	Kittson	24340	356	0	0.0	356	100.0	57.0	62.4
	Lac qui Parle	24360	265	265	100.0	0	0.0	10.2	11.1
	Lake of the Woods	24380	339	276	81.4	63	18.6	17.4	19.0
	Lincoln	24400	118	118	100.0	0	0.0	10.9	11.8
	Lyon	24410	136	136	100.0	0	0.0	8.2	8.9
	Mahnomen	24430	220	220	100.0	0	0.0	10.4	11.3
	Marshall	24440	388	237	61.1	151	38.9	26.4	28.8
	Martin	24450	200	200	100.0	0	0.0	8.5	9.3
	McLeod	24420	199	199	100.0	0	0.0	10.6	11.6
	Meeker	24460	512	512	100.0	0	0.0	8.8	9.6
	Murray	24500	321	321	100.0	0	0.0	9.5	10.3
	Nicollet	24510	161	161	100.0	0	0.0	4.6	5.0
	Nobles	24520	268	268	100.0	0	0.0	8.2	8.9
	Norman	24530	286	284	99.3	2	0.7	19.5	21.2
	Otter Tail	24550	302	302	100.0	0	0.0	5.9	6.4
	Pennington	24560	145	145	100.0	0	0.0	4.9	5.3
	Pipestone	24580	106	106	100.0	0	0.0	7.4	8.0
	Polk	24590	156	149	95.5	7	4.5	11.7	12.8
	Pope	24600	232	232	100.0	0	0.0	8.2	8.9
	Red Lake	24620	346	282	81.5	64	18.5	20.6	22.4
	Redwood	24630	335	312	93.1	23	6.9	13.3	14.5
	Renville	24640	157	148	94.3	9	5.7	19.9	21.7
	Rock	24660	440	440	100.0	0	0.0	6.3	6.9
	Roseau	24670	347	8	2.3	339	97.7	46.0	50.1
	Sibley	24710	167	167	100.0	0	0.0	20.3	22.2
	Stearns	24720	798	798	100.0	0	0.0	5.1	5.6

Access Detail By County

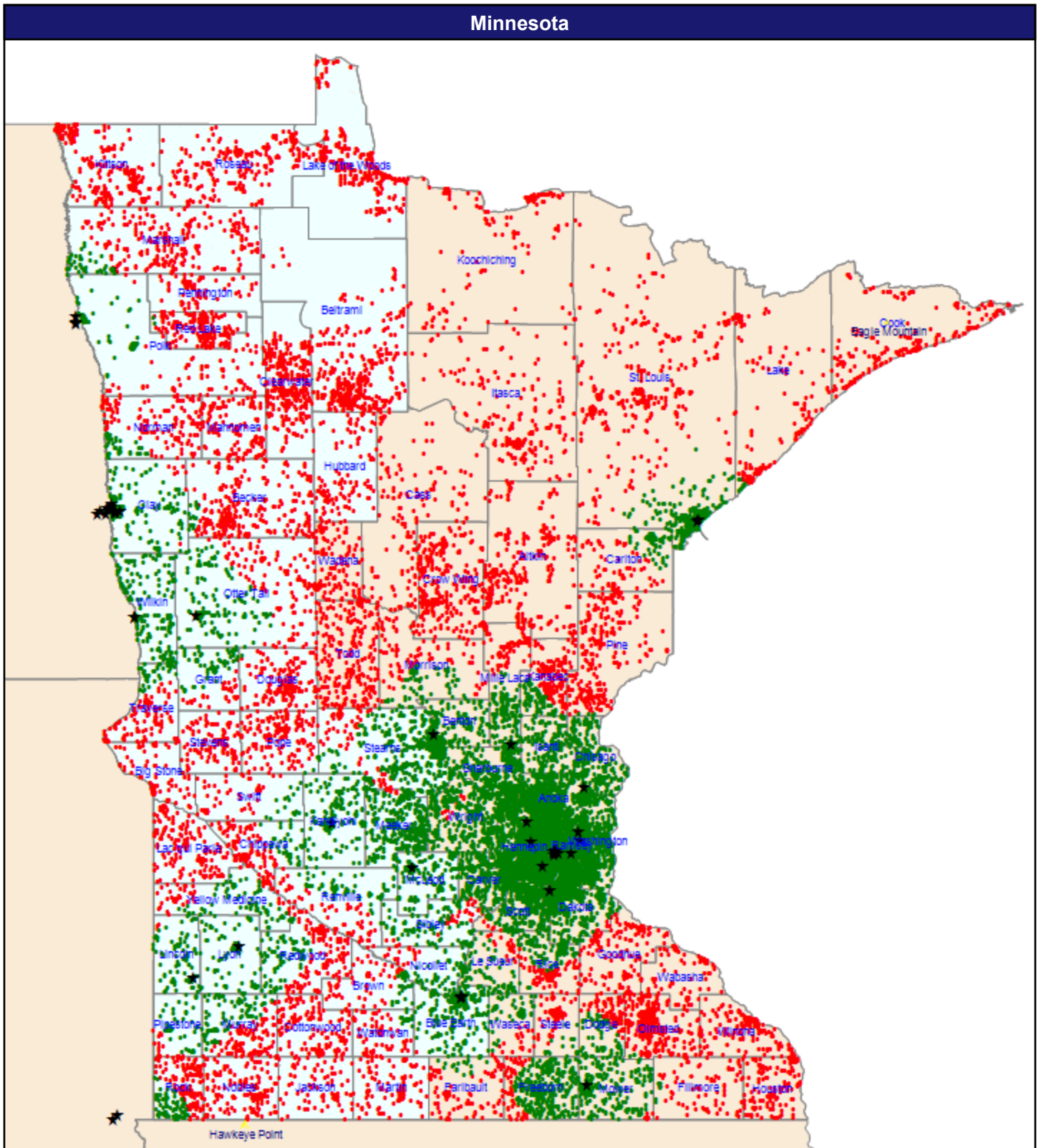
August 26, 2024

Access Analysis
 Sanford Health Plan Network Analysis
 - Time
 Employee / Provider Groups
 Minnesota Members (Minnesota
 Service Area)
 Mental Health Provider Prescribers

¹ The Access Standard is defined as
 (Minnesota Members (Minnesota
 Service Area)) employees accessing:
 1 (Mental Health Provider Prescribers)
 provider in 30 miles and 30 minutes

All Employees									
State Name	County	County SSA	Employee	With Access ¹		Without Access ¹		Average Distance	Average Time
			#	#	%	#	%	1	1
Minnesota	Stevens	24740	199	199	100.0	0	0.0	6.9	7.5
	Swift	24750	102	63	61.8	39	38.2	24.4	26.6
	Traverse	24770	259	234	90.3	25	9.7	9.5	10.3
	Watonwan	24820	131	131	100.0	0	0.0	13.4	14.6
	Wilkin	24830	282	282	100.0	0	0.0	10.2	11.2
	Yellow Medicine	24860	199	154	77.4	45	22.6	24.1	26.3
	Grand Totals			11,867	10,608	89.4	1,259	10.6	13.8

Child and Adolescent Psychiatrist



© 2024 Quest Analytics, LLC.

August 26, 2024

Child and Adolescent Psychiatrist

82 providers at 71 locations

★ All providers

Sanford Health Plan Network Analysis - Census

Employee Group

Minnesota Members

Provider Group

Child and Adolescent Psychiatrist

35,677 employee locations

● With access (22,462)

● Without access (13,215)

The Access Standard is defined as (Minnesota Members) employees accessing:

1 (Child and Adolescent Psychiatrist) provider in 30 miles

Service Areas

□ Minnesota Service Area

52.60 miles

Access Detail By County

August 26, 2024

Access Analysis
 Sanford Health Plan Network Analysis
 - Time
 Employee / Provider Groups
 Minnesota Members (Minnesota
 Service Area)
 Child and Adolescent Psychiatrist

¹ The Access Standard is defined as
 (Minnesota Members (Minnesota
 Service Area)) employees accessing:
 1 (Child and Adolescent Psychiatrist)
 provider in 30 miles and 30 minutes

All Employees									
State Name	County	County SSA	Employee			Without Access ¹		Average Distance	Average Time
			#	#	%	#	%	1	1
Minnesota	Becker	24020	364	3	0.8	361	99.2	46.8	51.0
	Beltrami	24030	450	0	0.0	450	100.0	103.3	112.7
	Big Stone	24050	101	0	0.0	101	100.0	60.5	66.0
	Blue Earth	24060	347	343	98.8	4	1.2	7.7	8.4
	Brown	24070	135	14	10.4	121	89.6	35.6	38.8
	Chippewa	24110	266	38	14.3	228	85.7	34.0	37.0
	Clay	24130	324	313	96.6	11	3.4	8.3	9.1
	Clearwater	24140	387	0	0.0	387	100.0	82.2	89.6
	Cottonwood	24160	255	0	0.0	255	100.0	52.1	56.8
	Douglas	24200	191	0	0.0	191	100.0	49.9	54.4
	Grant	24250	127	71	55.9	56	44.1	27.6	30.0
	Hubbard	24280	110	0	0.0	110	100.0	86.2	94.0
	Jackson	24310	107	0	0.0	107	100.0	66.5	72.6
	Kandiyohi	24330	231	230	99.6	1	0.4	8.6	9.3
	Kittson	24340	356	0	0.0	356	100.0	62.2	68.0
	Lac qui Parle	24360	265	0	0.0	265	100.0	48.3	52.6
	Lake of the Woods	24380	339	0	0.0	339	100.0	124.2	135.5
	Lincoln	24400	118	101	85.6	17	14.4	14.1	15.4
	Lyon	24410	136	136	100.0	0	0.0	8.9	9.7
	Mahnomen	24430	220	0	0.0	220	100.0	60.9	66.4
	Marshall	24440	388	49	12.6	339	87.4	46.6	50.7
	Martin	24450	200	0	0.0	200	100.0	52.3	57.0
	McLeod	24420	199	199	100.0	0	0.0	10.7	11.6
	Meeker	24460	512	443	86.5	69	13.5	21.0	22.8
	Murray	24500	321	71	22.1	250	77.9	32.2	35.1
	Nicollet	24510	161	139	86.3	22	13.7	13.6	14.8
	Nobles	24520	268	0	0.0	268	100.0	52.0	57.9
	Norman	24530	286	47	16.4	239	83.6	37.3	40.6
	Otter Tail	24550	302	156	51.7	146	48.3	25.7	28.0
	Pennington	24560	145	0	0.0	145	100.0	48.1	52.4
	Pipestone	24580	106	75	70.8	31	29.2	24.9	27.1
	Polk	24590	156	80	51.3	76	48.7	35.6	38.8
	Pope	24600	232	1	0.4	231	99.6	46.6	50.8
	Red Lake	24620	346	0	0.0	346	100.0	45.1	49.2
	Redwood	24630	335	76	22.7	259	77.3	31.7	34.6
	Renville	24640	157	68	43.3	89	56.7	29.3	31.9
	Rock	24660	440	69	15.7	371	84.3	31.2	36.8
	Roseau	24670	347	0	0.0	347	100.0	95.6	104.3
	Sibley	24710	167	88	52.7	79	47.3	27.0	29.7
	Stearns	24720	798	622	77.9	176	22.1	16.2	17.7

Access Detail By County

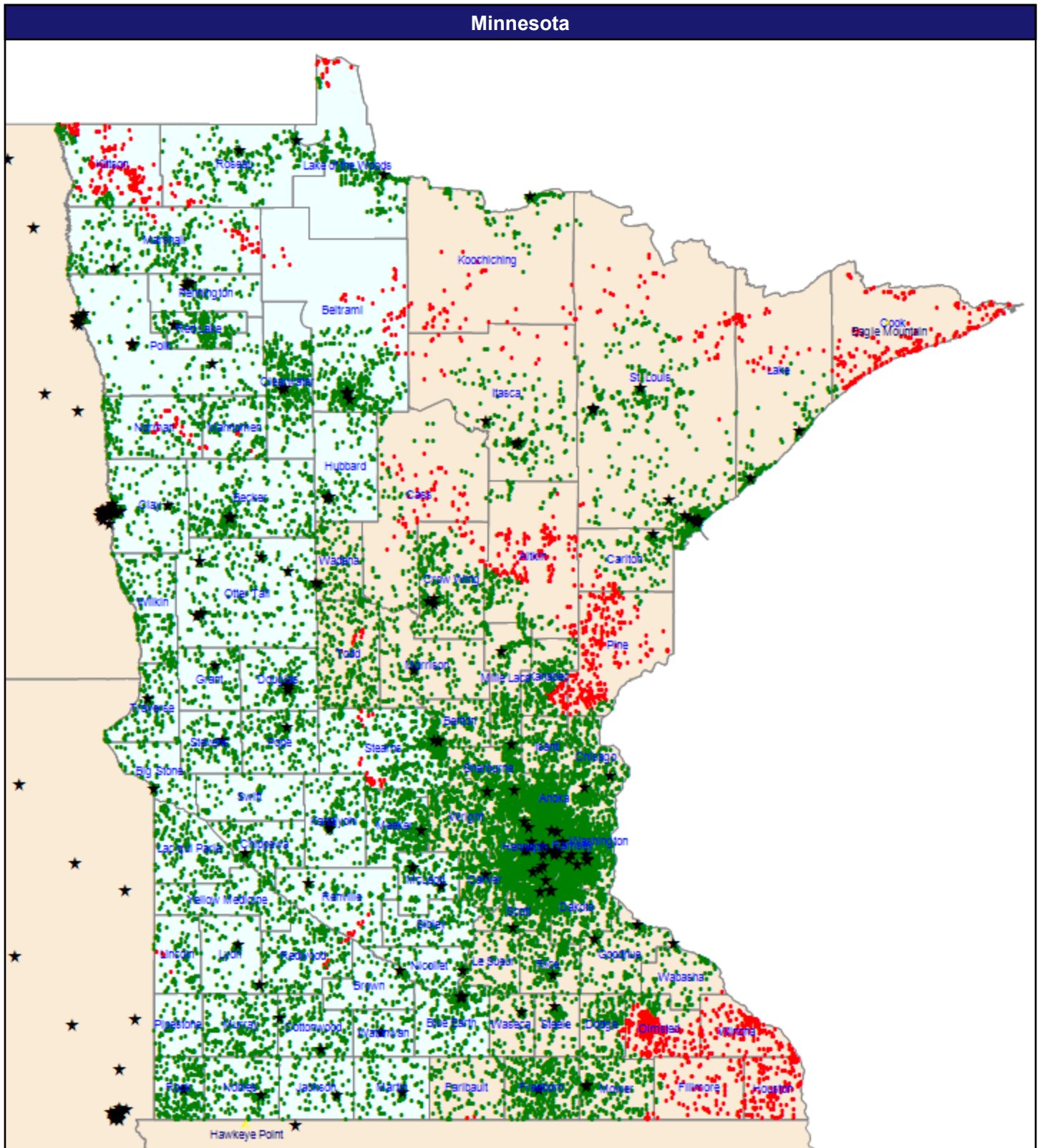
August 26, 2024

Access Analysis
 Sanford Health Plan Network Analysis
 - Time
 Employee / Provider Groups
 Minnesota Members (Minnesota
 Service Area)
 Child and Adolescent Psychiatrist

¹ The Access Standard is defined as
 (Minnesota Members (Minnesota
 Service Area)) employees accessing:
 1 (Child and Adolescent Psychiatrist)
 provider in 30 miles and 30 minutes

All Employees									
State Name	County	County SSA	Employee	With Access ¹		Without Access ¹		Average Distance	Average Time
			#	#	%	#	%	1	1
Minnesota	Stevens	24740	199	0	0.0	199	100.0	50.2	54.7
	Swift	24750	102	16	15.7	86	84.3	39.7	43.3
	Traverse	24770	259	34	13.1	225	86.9	36.0	39.2
	Watonwan	24820	131	22	16.8	109	83.2	37.8	41.2
	Wilkin	24830	282	275	97.5	7	2.5	11.8	12.8
	Yellow Medicine	24860	199	84	42.2	115	57.8	28.8	31.4
	Grand Totals			11,867	3,863	32.6	8,004	67.4	42.4

Psychiatrists



© 2024 Quest Analytics, LLC.

August 26, 2024

Psychiatrists

626 providers at 353 locations

★ All providers

Sanford Health Plan Network Analysis - Census

Employee Group

Minnesota Members

Provider Group

Psychiatrists

35,677 employee locations

● With access (33,012)

● Without access (2,665)

The Access Standard is defined as (Minnesota Members) employees accessing:

1 (Psychiatrists) provider in 30 miles

Service Areas

□ Minnesota Service Area

52.60 miles

Access Detail By County

August 26, 2024

Access Analysis
 Sanford Health Plan Network Analysis
 - Time
 Employee / Provider Groups
 Minnesota Members (Minnesota
 Service Area)
 Psychiatrists

¹ The Access Standard is defined as
 (Minnesota Members (Minnesota
 Service Area)) employees accessing:
 1 (Psychiatrists) provider in 30 miles
 and 30 minutes

All Employees									
State Name	County	County SSA	Employee			Without Access ¹		Average Distance	Average Time
			#	#	%	#	%	1	1
Minnesota	Becker	24020	364	358	98.4	6	1.6	10.4	11.3
	Beltrami	24030	450	392	87.1	58	12.9	11.9	13.0
	Big Stone	24050	101	101	100.0	0	0.0	10.8	11.7
	Blue Earth	24060	347	347	100.0	0	0.0	7.1	7.8
	Brown	24070	135	133	98.5	2	1.5	10.8	11.8
	Chippewa	24110	266	266	100.0	0	0.0	8.1	8.8
	Clay	24130	324	324	100.0	0	0.0	5.2	5.7
	Clearwater	24140	387	387	100.0	0	0.0	10.4	11.3
	Cottonwood	24160	255	255	100.0	0	0.0	7.1	7.7
	Douglas	24200	191	191	100.0	0	0.0	7.0	7.6
	Grant	24250	127	127	100.0	0	0.0	10.8	11.7
	Hubbard	24280	110	109	99.1	1	0.9	10.9	11.8
	Jackson	24310	107	107	100.0	0	0.0	8.5	9.3
	Kandiyohi	24330	231	230	99.6	1	0.4	8.0	8.7
	Kittson	24340	356	26	7.3	330	92.7	33.2	36.3
	Lac qui Parle	24360	265	261	98.5	4	1.5	20.4	22.3
	Lake of the Woods	24380	339	299	88.2	40	11.8	13.6	14.8
	Lincoln	24400	118	81	68.6	37	31.4	25.9	28.3
	Lyon	24410	136	136	100.0	0	0.0	6.6	7.2
	Mahnomen	24430	220	182	82.7	38	17.3	23.6	25.7
	Marshall	24440	388	330	85.1	58	14.9	17.2	18.7
	Martin	24450	200	200	100.0	0	0.0	7.9	8.5
	McLeod	24420	199	199	100.0	0	0.0	6.0	6.5
	Meeker	24460	512	505	98.6	7	1.4	13.0	14.1
	Murray	24500	321	293	91.3	28	8.7	18.1	19.7
	Nicollet	24510	161	161	100.0	0	0.0	5.6	6.1
	Nobles	24520	268	268	100.0	0	0.0	8.6	9.3
	Norman	24530	286	160	55.9	126	44.1	24.2	26.4
	Otter Tail	24550	302	302	100.0	0	0.0	8.7	9.5
	Pennington	24560	145	145	100.0	0	0.0	4.5	4.8
	Pipestone	24580	106	105	99.1	1	0.9	18.1	19.7
	Polk	24590	156	156	100.0	0	0.0	8.4	9.2
	Pope	24600	232	232	100.0	0	0.0	8.3	9.0
	Red Lake	24620	346	346	100.0	0	0.0	8.5	9.2
	Redwood	24630	335	309	92.2	26	7.8	19.9	21.7
	Renville	24640	157	141	89.8	16	10.2	16.2	17.7
	Rock	24660	440	440	100.0	0	0.0	6.7	7.3
	Roseau	24670	347	326	93.9	21	6.1	10.4	11.3
	Sibley	24710	167	167	100.0	0	0.0	16.1	17.6
	Stearns	24720	798	671	84.1	127	15.9	13.6	15.6

Access Detail By County

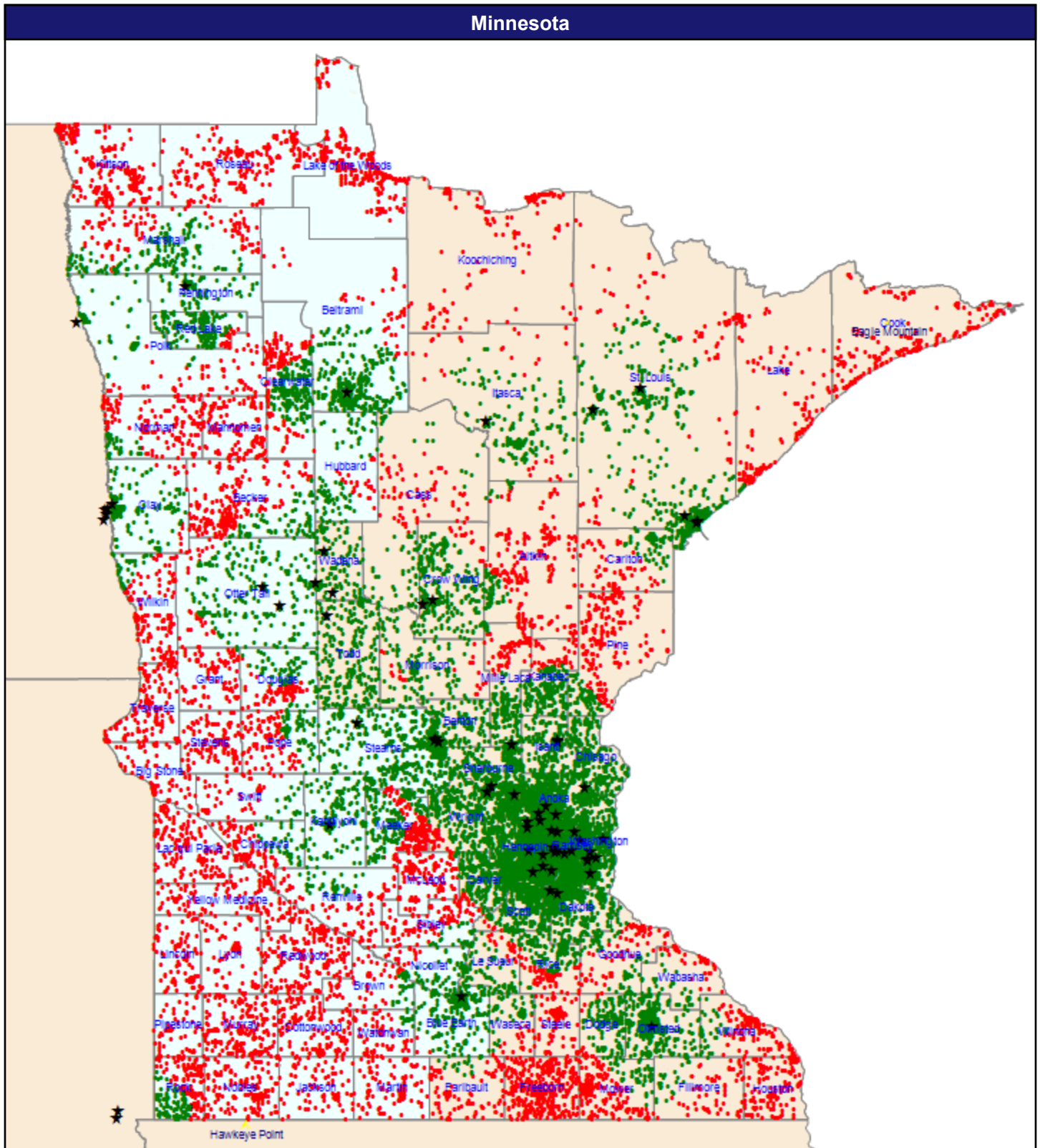
August 26, 2024

Access Analysis
 Sanford Health Plan Network Analysis
 - Time
 Employee / Provider Groups
 Minnesota Members (Minnesota
 Service Area)
 Psychiatrists

¹ The Access Standard is defined as
 (Minnesota Members (Minnesota
 Service Area)) employees accessing:
 1 (Psychiatrists) provider in 30 miles
 and 30 minutes

All Employees									
State Name	County	County SSA	Employee	With Access ¹		Without Access ¹		Average Distance	Average Time
			#	#	%	#	%	1	1
Minnesota	Stevens	24740	199	199	100.0	0	0.0	6.9	7.5
	Swift	24750	102	88	86.3	14	13.7	24.0	26.2
	Traverse	24770	259	234	90.3	25	9.7	9.3	10.1
	Watonwan	24820	131	131	100.0	0	0.0	8.7	9.5
	Wilkin	24830	282	264	93.6	18	6.4	20.8	22.9
	Yellow Medicine	24860	199	189	95.0	10	5.0	19.5	21.3
	Grand Totals			11,867	10,873	91.6	994	8.4	12.8

Mental Health Clinical Nurse Specialists



© 2024 Quest Analytics, LLC.

August 26, 2024

Mental Health Clinical Nurse Specialist

42 providers at 83 locations

★ All providers

Sanford Health Plan Network Analysis - Census

Employee Group

Minnesota Members

Provider Group

Mental Health Clinical Nurse Specialist

35,677 employee locations

● With access (24,591)

● Without access (11,086)

The Access Standard is defined as (Minnesota Members) employees accessing:

1 (Mental Health Clinical Nurse Specialist) provider in 30 miles

Service Areas

□ Minnesota Service Area

52.60 miles

Access Detail By County

August 26, 2024

Access Analysis
Sanford Health Plan Network Analysis
- Time

Employee / Provider Groups
Minnesota Members (Minnesota
Service Area)
Mental Health Clinical Nurse
Specialist

¹ The Access Standard is defined as
(Minnesota Members (Minnesota
Service Area)) employees accessing:
1 (Mental Health Clinical Nurse
Specialist) provider in 30 miles and 30
minutes

All Employees									
State Name	County	County SSA	Employee			Without Access ¹		Average Distance	Average Time
			#	#	%	#	%	1	1
Minnesota	Becker	24020	364	71	19.5	293	80.5	33.5	36.5
	Beltrami	24030	450	388	86.2	62	13.8	13.2	14.4
	Big Stone	24050	101	0	0.0	101	100.0	73.0	79.6
	Blue Earth	24060	347	342	98.6	5	1.4	8.0	8.7
	Brown	24070	135	14	10.4	121	89.6	36.5	39.7
	Chippewa	24110	266	42	15.8	224	84.2	35.5	38.6
	Clay	24130	324	278	85.8	46	14.2	10.1	11.4
	Clearwater	24140	387	201	51.9	186	48.1	28.0	30.5
	Cottonwood	24160	255	0	0.0	255	100.0	62.8	68.5
	Douglas	24200	191	51	26.7	140	73.3	29.9	32.6
	Grant	24250	127	0	0.0	127	100.0	44.5	48.5
	Hubbard	24280	110	75	68.2	35	31.8	23.8	25.9
	Jackson	24310	107	0	0.0	107	100.0	71.6	79.0
	Kandiyohi	24330	231	231	100.0	0	0.0	8.4	9.1
	Kittson	24340	356	0	0.0	356	100.0	59.4	65.0
	Lac qui Parle	24360	265	0	0.0	265	100.0	57.9	63.1
	Lake of the Woods	24380	339	0	0.0	339	100.0	87.3	95.1
	Lincoln	24400	118	0	0.0	118	100.0	67.8	80.7
	Lyon	24410	136	0	0.0	136	100.0	69.7	76.7
	Mahnomen	24430	220	0	0.0	220	100.0	48.9	53.3
	Marshall	24440	388	172	44.3	216	55.7	28.8	31.4
	Martin	24450	200	0	0.0	200	100.0	52.5	57.2
	McLeod	24420	199	0	0.0	199	100.0	39.5	44.9
	Meeker	24460	512	241	47.1	271	52.9	28.9	31.6
	Murray	24500	321	0	0.0	321	100.0	66.3	78.7
	Nicollet	24510	161	139	86.3	22	13.7	14.1	15.4
	Nobles	24520	268	0	0.0	268	100.0	54.8	65.8
	Norman	24530	286	46	16.1	240	83.9	37.2	40.5
	Otter Tail	24550	302	202	66.9	100	33.1	19.3	21.1
	Pennington	24560	145	145	100.0	0	0.0	6.3	6.8
	Pipestone	24580	106	0	0.0	106	100.0	47.4	56.9
	Polk	24590	156	83	53.2	73	46.8	26.8	29.2
	Pope	24600	232	44	19.0	188	81.0	32.0	34.9
	Red Lake	24620	346	282	81.5	64	18.5	21.0	22.9
	Redwood	24630	335	0	0.0	335	100.0	50.9	55.5
	Renville	24640	157	45	28.7	112	71.3	33.8	36.8
	Rock	24660	440	76	17.3	364	82.7	31.0	37.2
	Roseau	24670	347	0	0.0	347	100.0	60.5	66.0
	Sibley	24710	167	17	10.2	150	89.8	35.4	38.9
	Stearns	24720	798	783	98.1	15	1.9	10.1	11.4

Access Detail By County

August 26, 2024

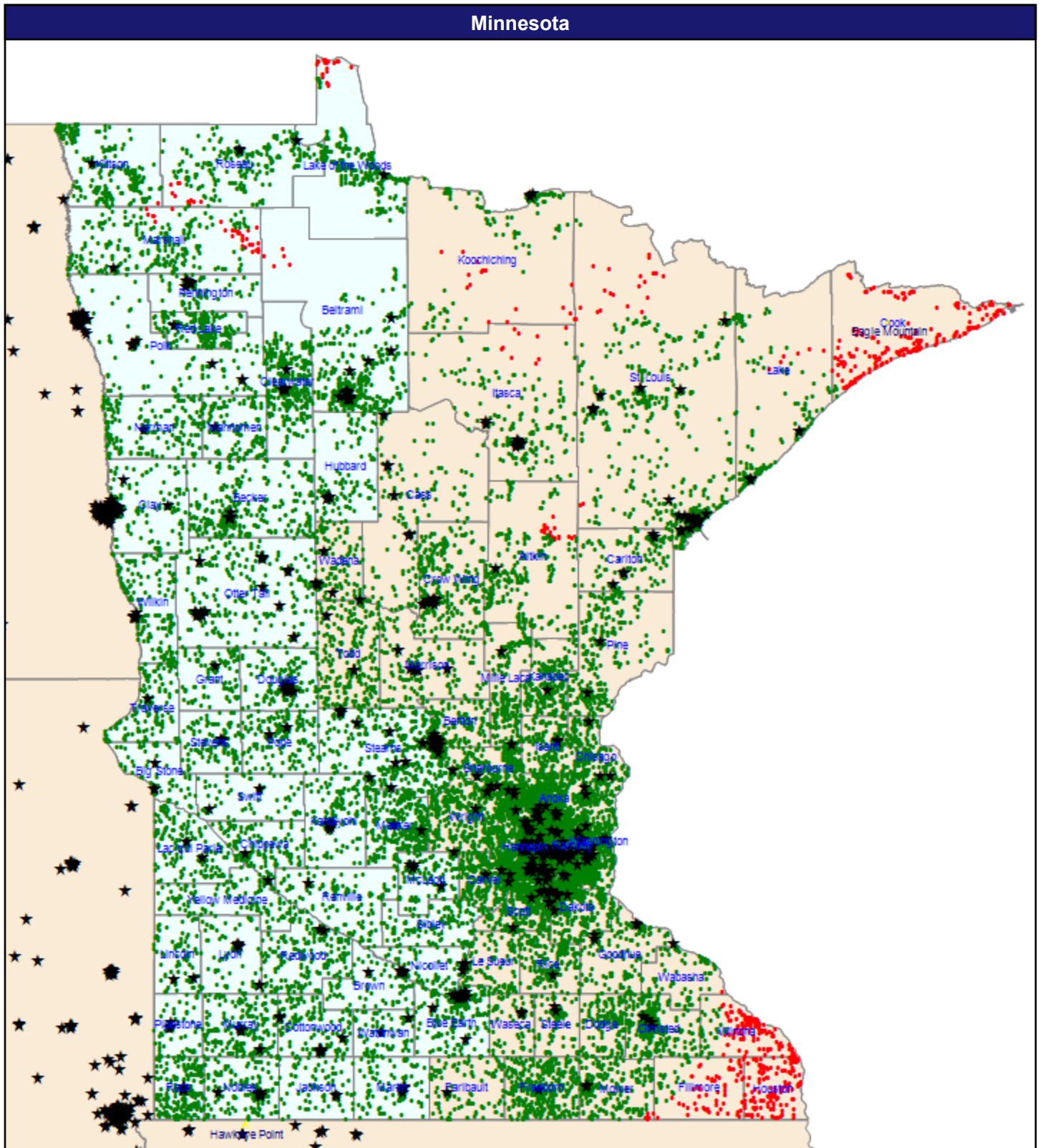
Access Analysis
Sanford Health Plan Network Analysis
- Time

Employee / Provider Groups
Minnesota Members (Minnesota
Service Area)
Mental Health Clinical Nurse
Specialist

¹ The Access Standard is defined as
(Minnesota Members (Minnesota
Service Area)) employees accessing:
1 (Mental Health Clinical Nurse
Specialist) provider in 30 miles and 30
minutes

All Employees									
State Name	County	County SSA	Employee	With Access ¹		Without Access ¹		Average Distance	Average Time
			#	#	%	#	%	1	1
Minnesota	Stevens	24740	199	0	0.0	199	100.0	56.1	61.1
	Swift	24750	102	16	15.7	86	84.3	38.7	42.1
	Traverse	24770	259	0	0.0	259	100.0	71.1	78.5
	Watonwan	24820	131	22	16.8	109	83.2	38.0	41.4
	Wilkin	24830	282	18	6.4	264	93.6	40.4	46.0
	Yellow Medicine	24860	199	0	0.0	199	100.0	55.6	60.6
	Grand Totals			11,867	4,024	33.9	7,843	66.1	37.6

Mental Health Providers



© 2024 Quest Analytics, LLC.

August 26, 2024

Mental Health Providers

5,462 providers at 1,778 locations

★ All providers

Sanford Health Plan Network Analysis - Census

Employee Group

Minnesota Members

Provider Group

Mental Health Providers

35,677 employee locations

● With access (34,830)

● Without access (847)

The Access Standard is defined as (Minnesota Members) employees accessing:

1 (Mental Health Providers) provider in 30 miles

Service Areas

□ Minnesota Service Area

52.60 miles

Access Detail By County

August 26, 2024

Access Analysis
 Sanford Health Plan Network Analysis
 - Time
 Employee / Provider Groups
 Minnesota Members (Minnesota
 Service Area)
 Mental Health Providers

¹ The Access Standard is defined as
 (Minnesota Members (Minnesota
 Service Area)) employees accessing:
 1 (Mental Health Providers) provider in
 30 miles and 30 minutes

All Employees									
State Name	County	County SSA	Employee			Without Access ¹		Average Distance	Average Time
			#	#	%	#	%	1	1
Minnesota	Becker	24020	364	359	98.6	5	1.4	9.7	10.5
	Beltrami	24030	450	445	98.9	5	1.1	6.1	6.6
	Big Stone	24050	101	101	100.0	0	0.0	7.3	7.9
	Blue Earth	24060	347	347	100.0	0	0.0	3.6	3.9
	Brown	24070	135	135	100.0	0	0.0	5.7	6.1
	Chippewa	24110	266	266	100.0	0	0.0	6.3	6.8
	Clay	24130	324	324	100.0	0	0.0	4.2	4.6
	Clearwater	24140	387	387	100.0	0	0.0	7.9	8.6
	Cottonwood	24160	255	255	100.0	0	0.0	4.5	4.9
	Douglas	24200	191	191	100.0	0	0.0	6.0	6.5
	Grant	24250	127	127	100.0	0	0.0	10.8	11.7
	Hubbard	24280	110	110	100.0	0	0.0	8.8	9.6
	Jackson	24310	107	107	100.0	0	0.0	7.9	8.6
	Kandiyohi	24330	231	231	100.0	0	0.0	6.5	7.1
	Kittson	24340	356	321	90.2	35	9.8	15.8	17.3
	Lac qui Parle	24360	265	265	100.0	0	0.0	5.8	6.3
	Lake of the Woods	24380	339	299	88.2	40	11.8	13.6	14.8
	Lincoln	24400	118	118	100.0	0	0.0	10.8	11.8
	Lyon	24410	136	136	100.0	0	0.0	5.6	6.0
	Mahnomen	24430	220	220	100.0	0	0.0	10.0	10.9
	Marshall	24440	388	331	85.3	57	14.7	17.0	18.5
	Martin	24450	200	200	100.0	0	0.0	6.9	7.5
	McLeod	24420	199	199	100.0	0	0.0	4.0	4.3
	Meeker	24460	512	512	100.0	0	0.0	5.2	5.7
	Murray	24500	321	321	100.0	0	0.0	6.2	6.7
	Nicollet	24510	161	161	100.0	0	0.0	4.1	4.4
	Nobles	24520	268	268	100.0	0	0.0	5.1	5.5
	Norman	24530	286	286	100.0	0	0.0	10.8	11.8
	Otter Tail	24550	302	302	100.0	0	0.0	5.8	6.3
	Pennington	24560	145	145	100.0	0	0.0	4.3	4.7
	Pipestone	24580	106	106	100.0	0	0.0	6.2	6.7
	Polk	24590	156	156	100.0	0	0.0	6.6	7.2
	Pope	24600	232	232	100.0	0	0.0	6.2	6.7
	Red Lake	24620	346	346	100.0	0	0.0	8.5	9.2
	Redwood	24630	335	335	100.0	0	0.0	9.9	10.7
	Renville	24640	157	157	100.0	0	0.0	12.9	14.1
	Rock	24660	440	440	100.0	0	0.0	5.2	5.6
	Roseau	24670	347	326	93.9	21	6.1	10.3	11.2
	Sibley	24710	167	167	100.0	0	0.0	15.6	17.0
	Stearns	24720	798	798	100.0	0	0.0	3.7	4.0

Access Detail By County

August 26, 2024

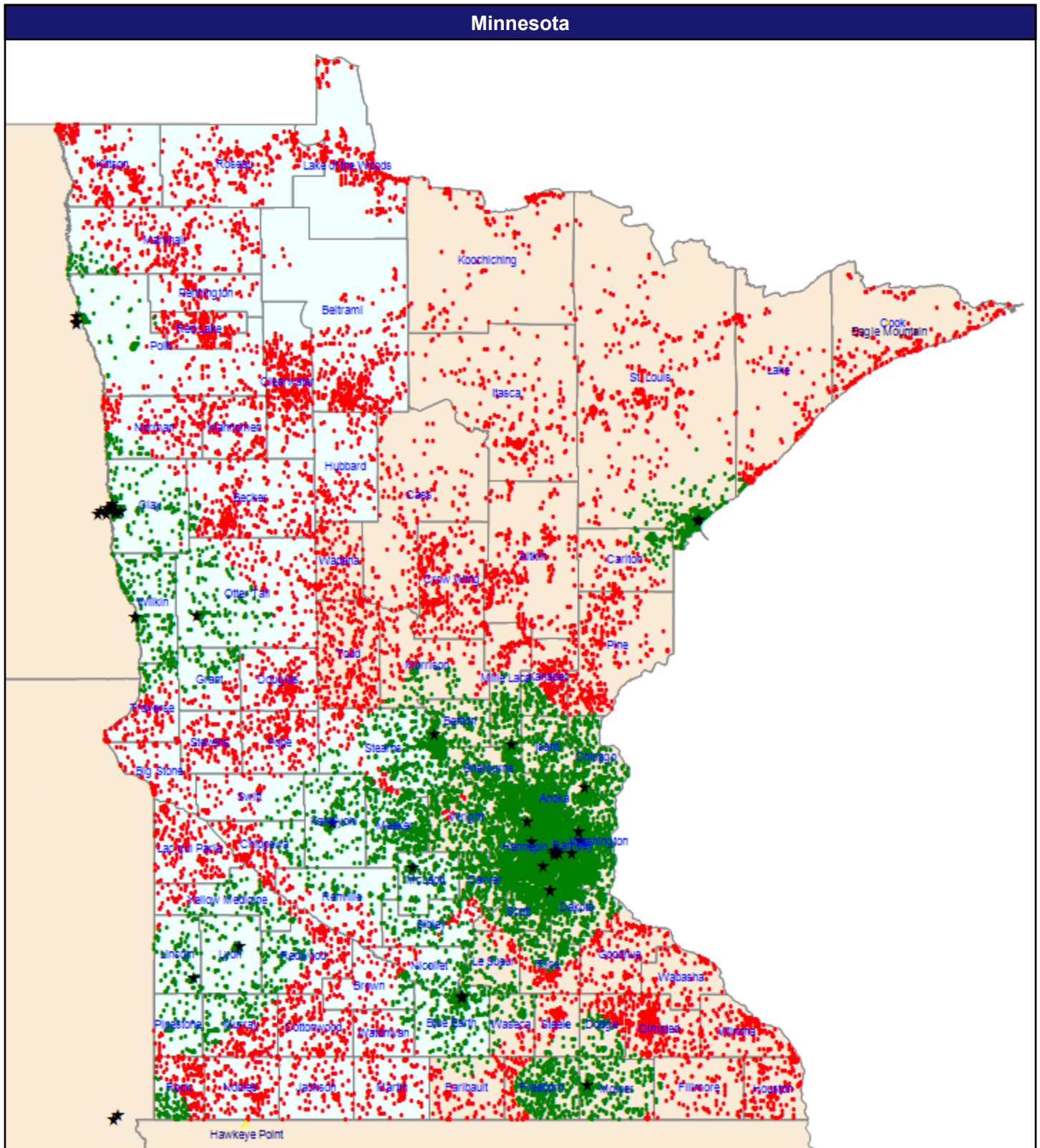
Access Analysis
 Sanford Health Plan Network Analysis
 - Time

Employee / Provider Groups
 Minnesota Members (Minnesota
 Service Area)
 Mental Health Providers

¹ The Access Standard is defined as
 (Minnesota Members (Minnesota
 Service Area)) employees accessing:
 1 (Mental Health Providers) provider in
 30 miles and 30 minutes

All Employees									
State Name	County	County SSA	Employee	With Access ¹		Without Access ¹		Average Distance	Average Time
			#	#	%	#	%	1	1
Minnesota	Stevens	24740	199	199	100.0	0	0.0	6.5	7.0
	Swift	24750	102	102	100.0	0	0.0	6.1	6.6
	Traverse	24770	259	259	100.0	0	0.0	7.3	7.9
	Watonwan	24820	131	131	100.0	0	0.0	5.5	6.0
	Wilkin	24830	282	282	100.0	0	0.0	9.9	10.8
	Yellow Medicine	24860	199	199	100.0	0	0.0	13.4	14.6
	Grand Totals			11,867	11,704	98.6	163	1.4	7.7

Licensed Child and Adolescent Psychologists: LP



© 2024 Quest Analytics, LLC.

August 26, 2024

Licensed Child and Adolescent Psychologists: LP

82 providers at 71 locations

★ All providers

Sanford Health Plan Network Analysis - Census

Employee Group

Minnesota Members

Provider Group

Licensed Child and Adolescent Psychologists: LP

35,677 employee locations

● With access (22,462)

● Without access (13,215)

The Access Standard is defined as (Minnesota Members) employees accessing:

1 (Licensed Child and Adolescent Psychologists: LP) provider in 30 miles

Service Areas

□ Minnesota Service Area

Access Detail By County

August 26, 2024

Access Analysis
Sanford Health Plan Network Analysis
- Time

Employee / Provider Groups
Minnesota Members (Minnesota
Service Area)
Licensed Child and Adolescent
Psychologists: LP

¹ The Access Standard is defined as
(Minnesota Members (Minnesota
Service Area)) employees accessing:
1 (Licensed Child and Adolescent
Psychologists: LP) provider in 30 miles
and 30 minutes

All Employees									
State Name	County	County SSA	Employee			Without Access ¹		Average Distance	Average Time
			#	#	%	#	%	1	1
Minnesota	Becker	24020	364	3	0.8	361	99.2	46.8	51.0
	Beltrami	24030	450	0	0.0	450	100.0	103.3	112.7
	Big Stone	24050	101	0	0.0	101	100.0	60.5	66.0
	Blue Earth	24060	347	343	98.8	4	1.2	7.7	8.4
	Brown	24070	135	14	10.4	121	89.6	35.6	38.8
	Chippewa	24110	266	38	14.3	228	85.7	34.0	37.0
	Clay	24130	324	313	96.6	11	3.4	8.3	9.1
	Clearwater	24140	387	0	0.0	387	100.0	82.2	89.6
	Cottonwood	24160	255	0	0.0	255	100.0	52.1	56.8
	Douglas	24200	191	0	0.0	191	100.0	49.9	54.4
	Grant	24250	127	71	55.9	56	44.1	27.6	30.0
	Hubbard	24280	110	0	0.0	110	100.0	86.2	94.0
	Jackson	24310	107	0	0.0	107	100.0	66.5	72.6
	Kandiyohi	24330	231	230	99.6	1	0.4	8.6	9.3
	Kittson	24340	356	0	0.0	356	100.0	62.2	68.0
	Lac qui Parle	24360	265	0	0.0	265	100.0	48.3	52.6
	Lake of the Woods	24380	339	0	0.0	339	100.0	124.2	135.5
	Lincoln	24400	118	101	85.6	17	14.4	14.1	15.4
	Lyon	24410	136	136	100.0	0	0.0	8.9	9.7
	Mahnomen	24430	220	0	0.0	220	100.0	60.9	66.4
	Marshall	24440	388	49	12.6	339	87.4	46.6	50.7
	Martin	24450	200	0	0.0	200	100.0	52.3	57.0
	McLeod	24420	199	199	100.0	0	0.0	10.7	11.6
	Meeker	24460	512	443	86.5	69	13.5	21.0	22.8
	Murray	24500	321	71	22.1	250	77.9	32.2	35.1
	Nicollet	24510	161	139	86.3	22	13.7	13.6	14.8
	Nobles	24520	268	0	0.0	268	100.0	52.0	57.9
	Norman	24530	286	47	16.4	239	83.6	37.3	40.6
	Otter Tail	24550	302	156	51.7	146	48.3	25.7	28.0
	Pennington	24560	145	0	0.0	145	100.0	48.1	52.4
	Pipestone	24580	106	75	70.8	31	29.2	24.9	27.1
	Polk	24590	156	80	51.3	76	48.7	35.6	38.8
	Pope	24600	232	1	0.4	231	99.6	46.6	50.8
	Red Lake	24620	346	0	0.0	346	100.0	45.1	49.2
	Redwood	24630	335	76	22.7	259	77.3	31.7	34.6
	Renville	24640	157	68	43.3	89	56.7	29.3	31.9
	Rock	24660	440	69	15.7	371	84.3	31.2	36.8
	Roseau	24670	347	0	0.0	347	100.0	95.6	104.3
	Sibley	24710	167	88	52.7	79	47.3	27.0	29.7
	Stearns	24720	798	622	77.9	176	22.1	16.2	17.7

Access Detail By County

August 26, 2024

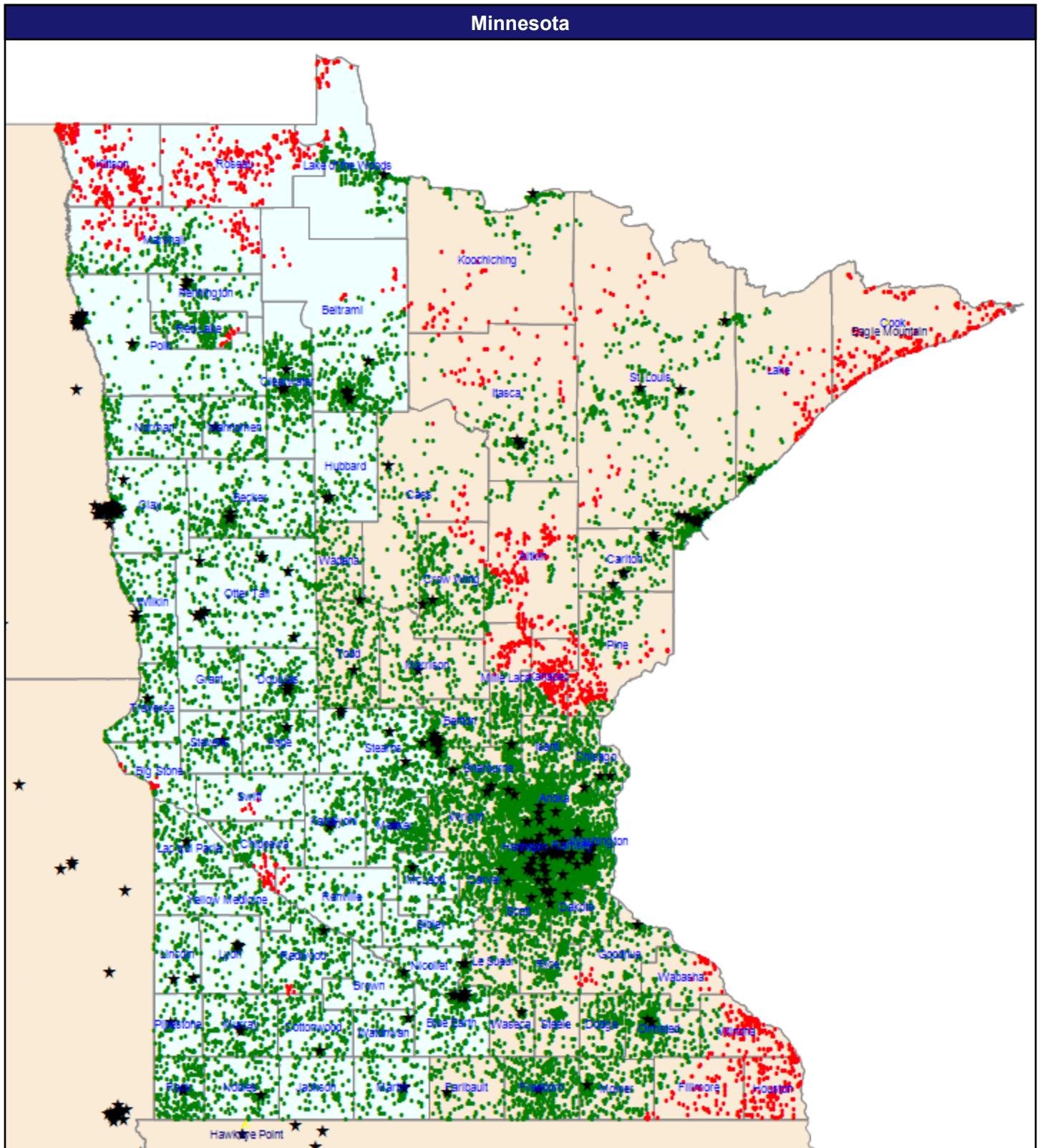
Access Analysis
 Sanford Health Plan Network Analysis
 - Time

Employee / Provider Groups
 Minnesota Members (Minnesota
 Service Area)
 Licensed Child and Adolescent
 Psychologists: LP

¹ The Access Standard is defined as
 (Minnesota Members (Minnesota
 Service Area)) employees accessing:
 1 (Licensed Child and Adolescent
 Psychologists: LP) provider in 30 miles
 and 30 minutes

All Employees									
State Name	County	County SSA	Employee	With Access ¹		Without Access ¹		Average Distance	Average Time
			#	#	%	#	%	1	1
Minnesota	Stevens	24740	199	0	0.0	199	100.0	50.2	54.7
	Swift	24750	102	16	15.7	86	84.3	39.7	43.3
	Traverse	24770	259	34	13.1	225	86.9	36.0	39.2
	Watonwan	24820	131	22	16.8	109	83.2	37.8	41.2
	Wilkin	24830	282	275	97.5	7	2.5	11.8	12.8
	Yellow Medicine	24860	199	84	42.2	115	57.8	28.8	31.4
	Grand Totals			11,867	3,863	32.6	8,004	67.4	42.4

Licensed Psychologists: LP



© 2024 Quest Analytics, LLC.

August 26, 2024

Licensed Psychologists: LP

675 providers at 513 locations

★ All providers

Sanford Health Plan Network Analysis - Census

Employee Group
Minnesota Members
Provider Group
Licensed Psychologists: LP
35,677 employee locations
● With access (32,984)
● Without access (2,693)

The Access Standard is defined as (Minnesota Members) employees accessing:

1 (Licensed Psychologists: LP) provider in 30 miles

Service Areas

□ Minnesota Service Area

52.60 miles

Access Detail By County

August 26, 2024

Access Analysis
 Sanford Health Plan Network Analysis
 - Time
 Employee / Provider Groups
 Minnesota Members (Minnesota
 Service Area)
 Licensed Psychologists: LP

¹ The Access Standard is defined as
 (Minnesota Members (Minnesota
 Service Area)) employees accessing:
 1 (Licensed Psychologists: LP)
 provider in 30 miles and 30 minutes

All Employees									
State Name	County	County SSA	Employee	With Access ¹		Without Access ¹		Average Distance	Average Time
			#	#	%	#	%	1	1
Minnesota	Becker	24020	364	358	98.4	6	1.6	10.0	10.9
	Beltrami	24030	450	426	94.7	24	5.3	8.9	9.6
	Big Stone	24050	101	59	58.4	42	41.6	25.1	27.3
	Blue Earth	24060	347	347	100.0	0	0.0	6.0	6.5
	Brown	24070	135	135	100.0	0	0.0	10.9	11.9
	Chippewa	24110	266	205	77.1	61	22.9	25.6	27.9
	Clay	24130	324	324	100.0	0	0.0	6.3	6.9
	Clearwater	24140	387	387	100.0	0	0.0	8.1	8.7
	Cottonwood	24160	255	251	98.4	4	1.6	11.4	12.4
	Douglas	24200	191	191	100.0	0	0.0	6.9	7.5
	Grant	24250	127	127	100.0	0	0.0	20.6	22.4
	Hubbard	24280	110	110	100.0	0	0.0	9.7	10.5
	Jackson	24310	107	107	100.0	0	0.0	14.9	16.2
	Kandiyohi	24330	231	231	100.0	0	0.0	7.8	8.4
	Kittson	24340	356	0	0.0	356	100.0	57.0	62.4
	Lac qui Parle	24360	265	265	100.0	0	0.0	10.2	11.1
	Lake of the Woods	24380	339	276	81.4	63	18.6	17.4	19.0
	Lincoln	24400	118	118	100.0	0	0.0	10.9	11.8
	Lyon	24410	136	136	100.0	0	0.0	8.2	8.9
	Mahnomen	24430	220	220	100.0	0	0.0	10.4	11.3
	Marshall	24440	388	237	61.1	151	38.9	26.4	28.8
	Martin	24450	200	200	100.0	0	0.0	8.5	9.3
	McLeod	24420	199	199	100.0	0	0.0	10.6	11.6
	Meeker	24460	512	512	100.0	0	0.0	8.8	9.6
	Murray	24500	321	321	100.0	0	0.0	9.5	10.3
	Nicollet	24510	161	161	100.0	0	0.0	4.6	5.0
	Nobles	24520	268	268	100.0	0	0.0	8.2	8.9
	Norman	24530	286	284	99.3	2	0.7	19.5	21.2
	Otter Tail	24550	302	302	100.0	0	0.0	7.7	8.4
	Pennington	24560	145	145	100.0	0	0.0	4.9	5.3
	Pipestone	24580	106	106	100.0	0	0.0	7.4	8.0
	Polk	24590	156	149	95.5	7	4.5	11.7	12.8
	Pope	24600	232	232	100.0	0	0.0	8.2	8.9
	Red Lake	24620	346	282	81.5	64	18.5	20.6	22.4
	Redwood	24630	335	312	93.1	23	6.9	13.3	14.5
	Renville	24640	157	148	94.3	9	5.7	19.9	21.7
	Rock	24660	440	440	100.0	0	0.0	6.3	6.9
	Roseau	24670	347	8	2.3	339	97.7	46.0	50.1
	Sibley	24710	167	167	100.0	0	0.0	20.3	22.2
	Stearns	24720	798	798	100.0	0	0.0	5.6	6.1

Access Detail By County

August 26, 2024

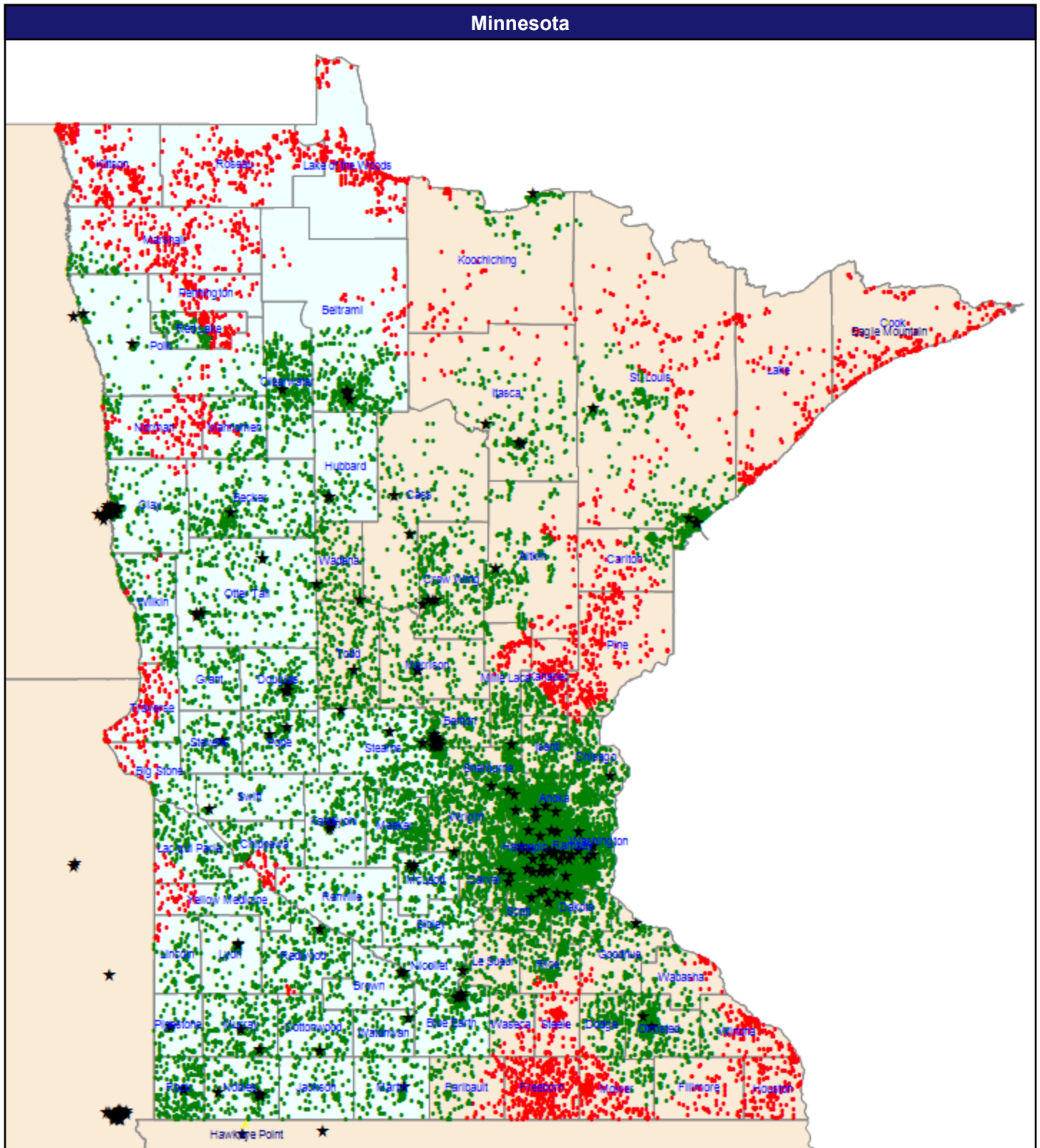
Access Analysis
 Sanford Health Plan Network Analysis
 - Time

Employee / Provider Groups
 Minnesota Members (Minnesota
 Service Area)
 Licensed Psychologists: LP

¹ The Access Standard is defined as
 (Minnesota Members (Minnesota
 Service Area)) employees accessing:
 1 (Licensed Psychologists: LP)
 provider in 30 miles and 30 minutes

All Employees									
State Name	County	County SSA	Employee	With Access ¹		Without Access ¹		Average Distance	Average Time
			#	#	%	#	%	1	1
Minnesota	Stevens	24740	199	199	100.0	0	0.0	6.9	7.5
	Swift	24750	102	63	61.8	39	38.2	24.5	26.7
	Traverse	24770	259	234	90.3	25	9.7	9.5	10.3
	Watonwan	24820	131	131	100.0	0	0.0	13.4	14.6
	Wilkin	24830	282	282	100.0	0	0.0	10.2	11.2
	Yellow Medicine	24860	199	154	77.4	45	22.6	24.1	26.3
	Grand Totals			11,867	10,607	89.4	1,260	10.6	13.9

Licensed Marriage and Family Therapists: LMFT or LMFTA



© 2024 Quest Analytics, LLC.

August 26, 2024

Licensed Marriage and Family Therapists: LMFT or LMFTA

279 providers at 271 locations

★ All providers

Sanford Health Plan Network Analysis - Census

Employee Group

Minnesota Members

Provider Group

Licensed Marriage and Family Therapists: LMFT or LMFTA

35,677 employee locations

● With access (29,949)

● Without access (5,728)

The Access Standard is defined as (Minnesota Members) employees accessing:

1 (Licensed Marriage and Family Therapists: LMFT or LMFTA) provider in 30 miles

Service Areas

□ Minnesota Service Area

Access Detail By County

August 26, 2024

Access Analysis
Sanford Health Plan Network Analysis
- Time

Employee / Provider Groups
Minnesota Members (Minnesota
Service Area)
Licensed Marriage and Family
Therapists: LMFT or LMFTA

¹ The Access Standard is defined as
(Minnesota Members (Minnesota
Service Area)) employees accessing:
1 (Licensed Marriage and Family
Therapists: LMFT or LMFTA) provider
in 30 miles and 30 minutes

All Employees									
State Name	County	County SSA	Employee	With Access ¹		Without Access ¹		Average Distance	Average Time
			#	#	%	#	%	1	1
Minnesota	Becker	24020	364	356	97.8	8	2.2	11.2	12.2
	Beltrami	24030	450	395	87.8	55	12.2	12.2	13.3
	Big Stone	24050	101	69	68.3	32	31.7	26.7	29.1
	Blue Earth	24060	347	347	100.0	0	0.0	6.4	7.0
	Brown	24070	135	135	100.0	0	0.0	10.5	11.4
	Chippewa	24110	266	95	35.7	171	64.3	26.6	29.0
	Clay	24130	324	306	94.4	18	5.6	8.0	8.7
	Clearwater	24140	387	387	100.0	0	0.0	10.9	11.8
	Cottonwood	24160	255	250	98.0	5	2.0	11.2	12.2
	Douglas	24200	191	191	100.0	0	0.0	7.2	7.8
	Grant	24250	127	118	92.9	9	7.1	22.6	24.6
	Hubbard	24280	110	110	100.0	0	0.0	10.2	11.1
	Jackson	24310	107	107	100.0	0	0.0	15.3	16.7
	Kandiyohi	24330	231	231	100.0	0	0.0	7.5	8.2
	Kittson	24340	356	0	0.0	356	100.0	60.7	66.5
	Lac qui Parle	24360	265	235	88.7	30	11.3	21.4	23.3
	Lake of the Woods	24380	339	0	0.0	339	100.0	68.1	74.2
	Lincoln	24400	118	97	82.2	21	17.8	24.4	26.6
	Lyon	24410	136	136	100.0	0	0.0	9.4	10.2
	Mahnomen	24430	220	102	46.4	118	53.6	28.2	30.7
	Marshall	24440	388	100	25.8	288	74.2	40.8	44.5
	Martin	24450	200	200	100.0	0	0.0	8.6	9.3
	McLeod	24420	199	199	100.0	0	0.0	7.6	8.2
	Meeker	24460	512	512	100.0	0	0.0	18.6	20.3
	Murray	24500	321	321	100.0	0	0.0	7.6	8.3
	Nicollet	24510	161	161	100.0	0	0.0	5.3	5.7
	Nobles	24520	268	268	100.0	0	0.0	5.2	5.6
	Norman	24530	286	60	21.0	226	79.0	32.8	35.8
	Otter Tail	24550	302	302	100.0	0	0.0	11.1	12.1
	Pennington	24560	145	2	1.4	143	98.6	40.2	43.8
	Pipestone	24580	106	106	100.0	0	0.0	7.4	8.0
	Polk	24590	156	130	83.3	26	16.7	13.6	14.8
	Pope	24600	232	232	100.0	0	0.0	6.4	7.0
	Red Lake	24620	346	177	51.2	169	48.8	27.7	30.1
	Redwood	24630	335	316	94.3	19	5.7	13.1	14.3
	Renville	24640	157	151	96.2	6	3.8	19.9	21.7
	Rock	24660	440	440	100.0	0	0.0	6.5	7.0
	Roseau	24670	347	0	0.0	347	100.0	84.2	91.8
	Sibley	24710	167	167	100.0	0	0.0	20.9	22.8
	Stearns	24720	798	798	100.0	0	0.0	7.3	7.9

Access Detail By County

August 26, 2024

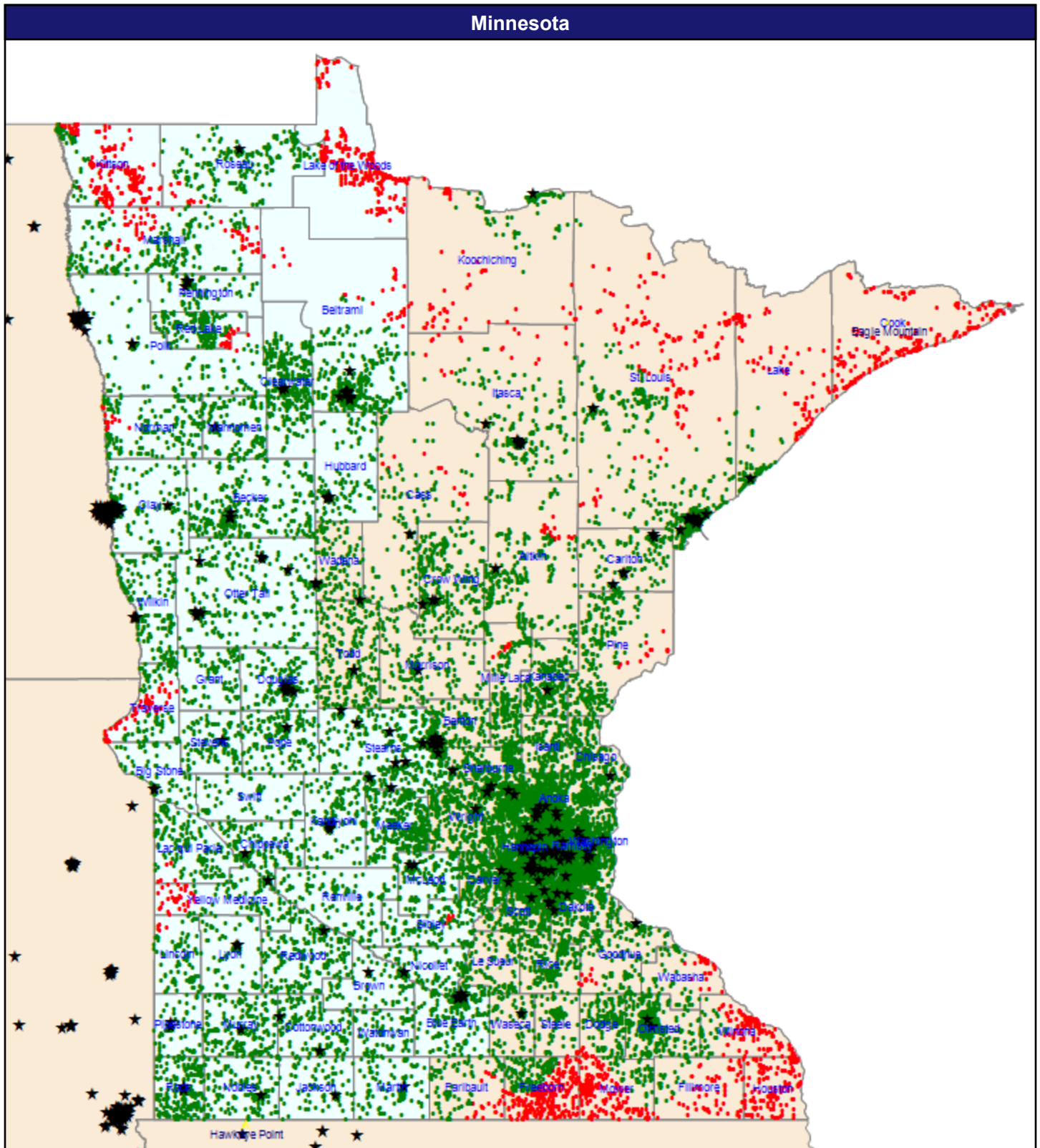
Access Analysis
 Sanford Health Plan Network Analysis
 - Time

Employee / Provider Groups
 Minnesota Members (Minnesota
 Service Area)
 Licensed Marriage and Family
 Therapists: LMFT or LMFTA

¹ The Access Standard is defined as
 (Minnesota Members (Minnesota
 Service Area)) employees accessing:
 1 (Licensed Marriage and Family
 Therapists: LMFT or LMFTA) provider
 in 30 miles and 30 minutes

All Employees									
State Name	County	County SSA	Employee	With Access ¹		Without Access ¹		Average Distance	Average Time
			#	#	%	#	%	1	1
Minnesota	Stevens	24740	199	199	100.0	0	0.0	6.9	7.5
	Swift	24750	102	102	100.0	0	0.0	15.4	16.7
	Traverse	24770	259	20	7.7	239	92.3	37.0	40.3
	Watonwan	24820	131	131	100.0	0	0.0	13.4	14.6
	Wilkin	24830	282	246	87.2	36	12.8	22.7	24.7
	Yellow Medicine	24860	199	88	44.2	111	55.8	28.9	31.4
	Grand Totals			11,867	9,095	76.6	2,772	23.4	20.5

Licensed Professional Counselors: LPCC or LPC



© 2024 Quest Analytics, LLC.

August 26, 2024

Licensed Professional Counselors: LPCC or LPC

1,738 providers at 920 locations

★ All providers

Sanford Health Plan Network Analysis - Census

Employee Group

Minnesota Members

Provider Group

Licensed Professional Counselors: LPCC or LPC

35,677 employee locations

● With access (32,484)

● Without access (3,193)

The Access Standard is defined as (Minnesota Members) employees accessing:

1 (Licensed Professional Counselors: LPCC or LPC) provider in 30 miles

Service Areas

□ Minnesota Service Area

Access Detail By County

August 26, 2024

Access Analysis
Sanford Health Plan Network Analysis
- Time

Employee / Provider Groups
Minnesota Members (Minnesota
Service Area)
Licensed Professional Counselors:
LPCC or LPC

¹ The Access Standard is defined as
(Minnesota Members (Minnesota
Service Area)) employees accessing:
1 (Licensed Professional Counselors:
LPCC or LPC) provider in 30 miles and
30 minutes

All Employees									
State Name	County	County SSA	Employee			Without Access ¹		Average Distance	Average Time
			#	#	%	#	%	1	1
Minnesota	Becker	24020	364	358	98.4	6	1.6	9.9	10.8
	Beltrami	24030	450	411	91.3	39	8.7	9.7	10.5
	Big Stone	24050	101	101	100.0	0	0.0	10.8	11.8
	Blue Earth	24060	347	347	100.0	0	0.0	6.6	7.2
	Brown	24070	135	135	100.0	0	0.0	6.6	7.1
	Chippewa	24110	266	266	100.0	0	0.0	6.8	7.3
	Clay	24130	324	324	100.0	0	0.0	4.8	5.2
	Clearwater	24140	387	387	100.0	0	0.0	10.4	11.3
	Cottonwood	24160	255	255	100.0	0	0.0	7.4	8.0
	Douglas	24200	191	191	100.0	0	0.0	6.8	7.3
	Grant	24250	127	119	93.7	8	6.3	22.5	24.5
	Hubbard	24280	110	109	99.1	1	0.9	10.8	11.7
	Jackson	24310	107	107	100.0	0	0.0	8.5	9.2
	Kandiyohi	24330	231	231	100.0	0	0.0	6.7	7.3
	Kittson	24340	356	12	3.4	344	96.6	35.6	38.9
	Lac qui Parle	24360	265	250	94.3	15	5.7	20.8	22.6
	Lake of the Woods	24380	339	0	0.0	339	100.0	48.5	52.8
	Lincoln	24400	118	98	83.1	20	16.9	23.0	25.1
	Lyon	24410	136	136	100.0	0	0.0	9.0	9.8
	Mahnomen	24430	220	220	100.0	0	0.0	10.4	11.3
	Marshall	24440	388	264	68.0	124	32.0	24.6	26.8
	Martin	24450	200	200	100.0	0	0.0	8.1	8.8
	McLeod	24420	199	199	100.0	0	0.0	10.5	11.4
	Meeker	24460	512	512	100.0	0	0.0	12.9	14.0
	Murray	24500	321	321	100.0	0	0.0	9.0	9.8
	Nicollet	24510	161	161	100.0	0	0.0	8.5	9.2
	Nobles	24520	268	268	100.0	0	0.0	8.2	8.8
	Norman	24530	286	231	80.8	55	19.2	23.3	25.3
	Otter Tail	24550	302	302	100.0	0	0.0	8.7	9.5
	Pennington	24560	145	145	100.0	0	0.0	4.8	5.2
	Pipestone	24580	106	106	100.0	0	0.0	7.0	7.6
	Polk	24590	156	145	92.9	11	7.1	12.2	13.3
	Pope	24600	232	232	100.0	0	0.0	8.2	8.9
	Red Lake	24620	346	282	81.5	64	18.5	20.7	22.5
	Redwood	24630	335	335	100.0	0	0.0	11.4	12.3
	Renville	24640	157	157	100.0	0	0.0	17.6	19.2
	Rock	24660	440	440	100.0	0	0.0	6.1	6.6
	Roseau	24670	347	311	89.6	36	10.4	15.6	17.0
	Sibley	24710	167	128	76.6	39	23.4	24.2	26.4
	Stearns	24720	798	798	100.0	0	0.0	3.9	4.3

Access Detail By County

August 26, 2024

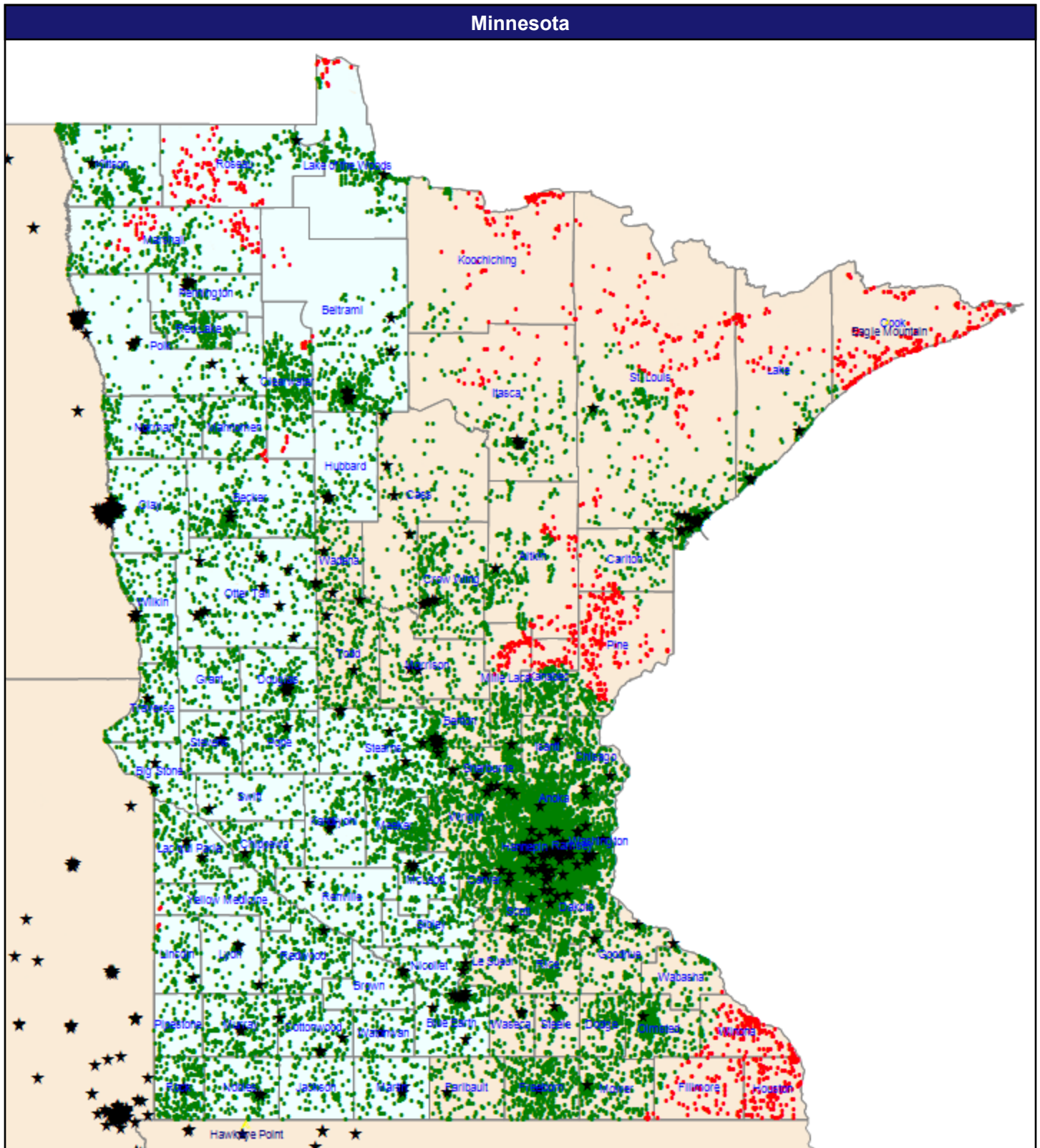
Access Analysis
 Sanford Health Plan Network Analysis
 - Time

Employee / Provider Groups
 Minnesota Members (Minnesota
 Service Area)
 Licensed Professional Counselors:
 LPCC or LPC

¹ The Access Standard is defined as
 (Minnesota Members (Minnesota
 Service Area)) employees accessing:
 1 (Licensed Professional Counselors:
 LPCC or LPC) provider in 30 miles and
 30 minutes

All Employees									
State Name	County	County SSA	Employee	With Access ¹		Without Access ¹		Average Distance	Average Time
			#	#	%	#	%	1	1
Minnesota	Stevens	24740	199	199	100.0	0	0.0	6.9	7.5
	Swift	24750	102	88	86.3	14	13.7	24.0	26.1
	Traverse	24770	259	62	23.9	197	76.1	30.5	33.3
	Watonwan	24820	131	131	100.0	0	0.0	20.9	22.7
	Wilkin	24830	282	282	100.0	0	0.0	10.4	11.4
	Yellow Medicine	24860	199	134	67.3	65	32.7	18.7	20.4
	Grand Totals			11,867	10,490	88.4	1,377	11.6	13.6

Licensed Social Workers: LICSW, LCSW, and LISW



© 2024 Quest Analytics, LLC.

August 26, 2024

Licensed Social Workers: LICSW, LCSW, and LISW

1,370 providers at 941 locations

★ All providers

Sanford Health Plan Network Analysis - Census

Employee Group

Minnesota Members

Provider Group

Licensed Social Workers: LICSW, LCSW, and LISW

35,677 employee locations

● With access (33,916)

● Without access (1,761)

The Access Standard is defined as (Minnesota Members) employees accessing:

1 (Licensed Social Workers: LICSW, LCSW, and LISW) provider in 30 miles

Service Areas

□ Minnesota Service Area

Access Detail By County

August 26, 2024

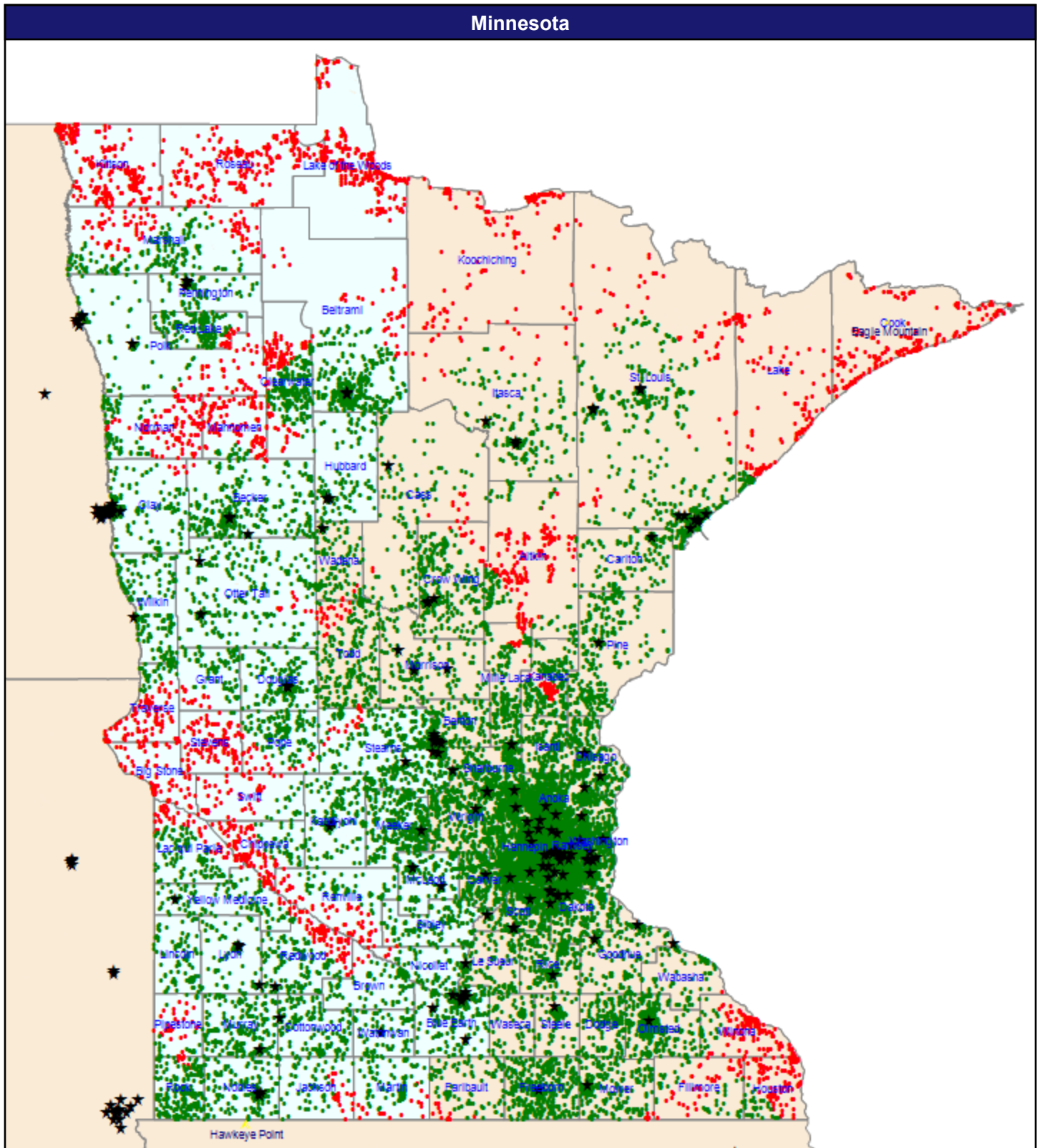
Access Analysis
Sanford Health Plan Network Analysis
- Time

Employee / Provider Groups
Minnesota Members (Minnesota
Service Area)
Licensed Social Workers: LICSW,
LCSW, and LISW

¹ The Access Standard is defined as
(Minnesota Members (Minnesota
Service Area)) employees accessing:
1 (Licensed Social Workers: LICSW,
LCSW, and LISW) provider in 30 miles
and 30 minutes

All Employees									
State Name	County	County SSA	Employee			Without Access ¹		Average Distance	Average Time
			#	#	%	#	%	1	1
Minnesota	Becker	24020	364	356	97.8	8	2.2	10.1	11.0
	Beltrami	24030	450	442	98.2	8	1.8	7.5	8.1
	Big Stone	24050	101	101	100.0	0	0.0	7.4	8.0
	Blue Earth	24060	347	347	100.0	0	0.0	3.7	4.1
	Brown	24070	135	135	100.0	0	0.0	9.7	10.5
	Chippewa	24110	266	266	100.0	0	0.0	7.7	8.4
	Clay	24130	324	324	100.0	0	0.0	6.6	7.2
	Clearwater	24140	387	347	89.7	40	10.3	20.6	22.4
	Cottonwood	24160	255	255	100.0	0	0.0	4.8	5.2
	Douglas	24200	191	191	100.0	0	0.0	6.6	7.2
	Grant	24250	127	127	100.0	0	0.0	20.8	22.6
	Hubbard	24280	110	110	100.0	0	0.0	8.9	9.6
	Jackson	24310	107	107	100.0	0	0.0	14.6	15.9
	Kandiyohi	24330	231	231	100.0	0	0.0	6.7	7.2
	Kittson	24340	356	321	90.2	35	9.8	16.0	17.5
	Lac qui Parle	24360	265	265	100.0	0	0.0	5.9	6.4
	Lake of the Woods	24380	339	299	88.2	40	11.8	13.6	14.8
	Lincoln	24400	118	101	85.6	17	14.4	14.0	15.3
	Lyon	24410	136	136	100.0	0	0.0	6.0	6.5
	Mahnomen	24430	220	206	93.6	14	6.4	22.3	24.3
	Marshall	24440	388	266	68.6	122	31.4	24.8	27.1
	Martin	24450	200	200	100.0	0	0.0	7.0	7.6
	McLeod	24420	199	199	100.0	0	0.0	9.7	10.6
	Meeker	24460	512	512	100.0	0	0.0	16.2	17.6
	Murray	24500	321	321	100.0	0	0.0	8.3	9.1
	Nicollet	24510	161	161	100.0	0	0.0	4.3	4.7
	Nobles	24520	268	268	100.0	0	0.0	7.7	8.3
	Norman	24530	286	286	100.0	0	0.0	12.0	13.0
	Otter Tail	24550	302	302	100.0	0	0.0	6.0	6.5
	Pennington	24560	145	145	100.0	0	0.0	4.4	4.8
	Pipestone	24580	106	106	100.0	0	0.0	15.4	16.8
	Polk	24590	156	156	100.0	0	0.0	7.2	7.8
	Pope	24600	232	232	100.0	0	0.0	8.2	8.9
	Red Lake	24620	346	346	100.0	0	0.0	15.6	17.0
	Redwood	24630	335	335	100.0	0	0.0	10.6	11.6
	Renville	24640	157	157	100.0	0	0.0	13.4	14.5
	Rock	24660	440	440	100.0	0	0.0	5.4	5.8
	Roseau	24670	347	224	64.6	123	35.4	21.4	23.3
	Sibley	24710	167	167	100.0	0	0.0	19.9	21.7
	Stearns	24720	798	798	100.0	0	0.0	4.7	5.1

Pediatric Service Providers



© 2024 Quest Analytics, LLC.

August 26, 2024

Pediatric Services Providers

1,085 providers at 379 locations

★ All providers

Sanford Health Plan Network Analysis - Census

Employee Group
Minnesota Members
Provider Group
Pediatric Services Providers
35,677 employee locations
● With access (30,934)
● Without access (4,743)

The Access Standard is defined as (Minnesota Members) employees accessing:

1 (Pediatric Services Providers) provider in 30 miles

Service Areas

□ Minnesota Service Area

52.60 miles

Access Detail By County

August 26, 2024

Access Analysis
Sanford Health Plan Network Analysis
- Time

Employee / Provider Groups
Minnesota Members (Minnesota
Service Area)
Pediatric Services Providers

¹ The Access Standard is defined as
(Minnesota Members (Minnesota
Service Area)) employees accessing:
1 (Pediatric Services Providers)
provider in 30 miles and 30 minutes

All Employees									
State Name	County	County SSA	Employee			Without Access ¹		Average Distance	Average Time
			#	#	%	#	%	1	1
Minnesota	Becker	24020	364	356	97.8	8	2.2	9.5	10.4
	Beltrami	24030	450	388	86.2	62	13.8	12.9	14.0
	Big Stone	24050	101	0	0.0	101	100.0	46.8	51.0
	Blue Earth	24060	347	347	100.0	0	0.0	3.8	4.2
	Brown	24070	135	124	91.9	11	8.1	23.7	25.8
	Chippewa	24110	266	43	16.2	223	83.8	33.0	36.0
	Clay	24130	324	318	98.1	6	1.9	7.6	8.3
	Clearwater	24140	387	210	54.3	177	45.7	27.5	30.0
	Cottonwood	24160	255	255	100.0	0	0.0	16.9	18.4
	Douglas	24200	191	190	99.5	1	0.5	7.8	8.5
	Grant	24250	127	97	76.4	30	23.6	24.4	26.6
	Hubbard	24280	110	110	100.0	0	0.0	10.2	11.0
	Jackson	24310	107	56	52.3	51	47.7	25.5	27.7
	Kandiyohi	24330	231	231	100.0	0	0.0	7.8	8.5
	Kittson	24340	356	0	0.0	356	100.0	57.1	62.6
	Lac qui Parle	24360	265	192	72.5	73	27.5	25.4	27.7
	Lake of the Woods	24380	339	0	0.0	339	100.0	86.1	93.9
	Lincoln	24400	118	113	95.8	5	4.2	21.7	23.7
	Lyon	24410	136	136	100.0	0	0.0	6.3	6.9
	Mahnomen	24430	220	25	11.4	195	88.6	35.5	38.7
	Marshall	24440	388	225	58.0	163	42.0	26.5	28.8
	Martin	24450	200	135	67.5	65	32.5	25.4	27.6
	McLeod	24420	199	199	100.0	0	0.0	6.0	6.5
	Meeker	24460	512	512	100.0	0	0.0	11.6	12.6
	Murray	24500	321	316	98.4	5	1.6	12.4	13.5
	Nicollet	24510	161	154	95.7	7	4.3	7.4	8.0
	Nobles	24520	268	267	99.6	1	0.4	8.6	9.3
	Norman	24530	286	77	26.9	209	73.1	32.7	35.6
	Otter Tail	24550	302	278	92.1	24	7.9	13.8	15.0
	Pennington	24560	145	145	100.0	0	0.0	4.8	5.2
	Pipestone	24580	106	23	21.7	83	78.3	32.4	35.3
	Polk	24590	156	101	64.7	55	35.3	17.7	19.3
	Pope	24600	232	186	80.2	46	19.8	21.3	23.2
	Red Lake	24620	346	282	81.5	64	18.5	20.7	22.5
	Redwood	24630	335	163	48.7	172	51.3	24.6	26.8
	Renville	24640	157	78	49.7	79	50.3	28.6	31.1
	Rock	24660	440	398	90.5	42	9.5	21.1	23.0
	Roseau	24670	347	0	0.0	347	100.0	58.6	63.9
	Sibley	24710	167	154	92.2	13	7.8	16.2	17.7
	Stearns	24720	798	720	90.2	78	9.8	9.9	10.8

Access Detail By County

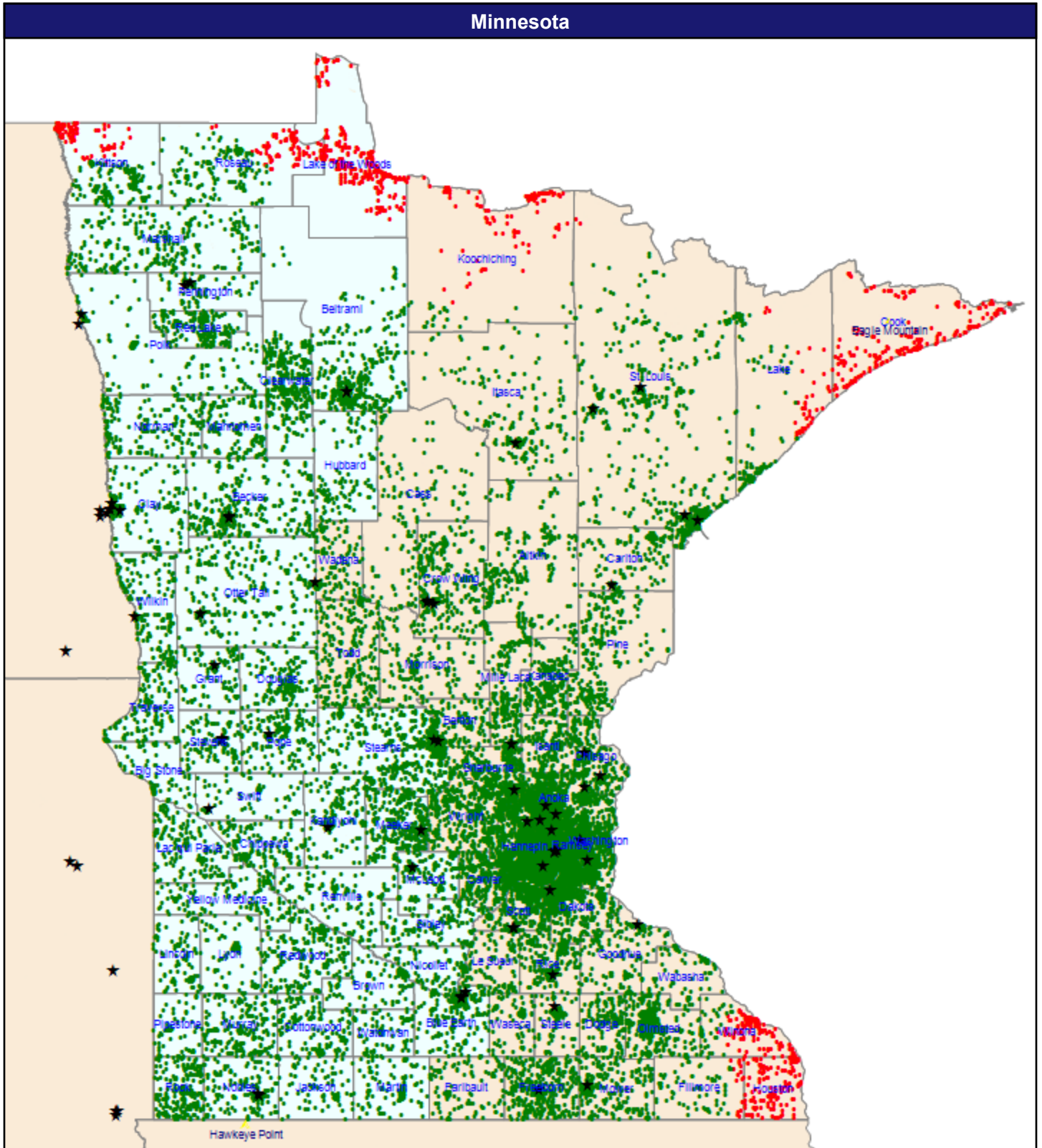
August 26, 2024

Access Analysis
 Sanford Health Plan Network Analysis
 - Time
 Employee / Provider Groups
 Minnesota Members (Minnesota
 Service Area)
 Pediatric Services Providers

¹ The Access Standard is defined as
 (Minnesota Members (Minnesota
 Service Area)) employees accessing:
 1 (Pediatric Services Providers)
 provider in 30 miles and 30 minutes

All Employees										
State Name	County	County SSA	Employee	With Access ¹		Without Access ¹		Average Distance		Average Time
			#	#	%	#	%	1	1	
Minnesota	Stevens	24740	199	1	0.5	198	99.5	42.1	45.9	
	Swift	24750	102	16	15.7	86	84.3	36.6	39.8	
	Traverse	24770	259	24	9.3	235	90.7	36.2	39.5	
	Watonwan	24820	131	131	100.0	0	0.0	8.3	9.0	
	Wilkin	24830	282	281	99.6	1	0.4	11.6	12.6	
	Yellow Medicine	24860	199	148	74.4	51	25.6	18.7	20.4	
	Grand Totals			11,867	8,205	69.1	3,662	30.9	22.5	24.6

Allergy, Immunology, and Rheumatology



© 2024 Quest Analytics, LLC.

August 26, 2024

Allergy, Immunology, and Rheumatology

127 providers at 128 locations

★ All providers

Sanford Health Plan Network Analysis - Census

Employee Group

Minnesota Members

Provider Group

Allergy, Immunology, and Rheumatology

35,677 employee locations

● With access (34,233)

● Without access (1,444)

The Access Standard is defined as (Minnesota Members) employees accessing:

1 (Allergy, Immunology, and Rheumatology) provider in 60 miles

Service Areas

□ Minnesota Service Area

52.60 miles

Access Detail By County

August 26, 2024

Access Analysis
Sanford Health Plan Network Analysis
- Time

Employee / Provider Groups
Minnesota Members (Minnesota
Service Area)
Allergy, Immunology, and
Rheumatology

¹ The Access Standard is defined as
(Minnesota Members (Minnesota
Service Area)) employees accessing:
1 (Allergy, Immunology, and
Rheumatology) provider in 60 miles
and 60 minutes

All Employees									
State Name	County	County SSA	Employee			Without Access ¹		Average Distance	Average Time
			#	#	%	#	%	1	1
Minnesota	Becker	24020	364	364	100.0	0	0.0	13.4	14.6
	Beltrami	24030	450	450	100.0	0	0.0	13.0	14.2
	Big Stone	24050	101	101	100.0	0	0.0	26.7	29.1
	Blue Earth	24060	347	347	100.0	0	0.0	7.6	8.2
	Brown	24070	135	135	100.0	0	0.0	36.3	39.5
	Chippewa	24110	266	266	100.0	0	0.0	27.1	29.5
	Clay	24130	324	324	100.0	0	0.0	8.5	9.4
	Clearwater	24140	387	387	100.0	0	0.0	27.8	30.2
	Cottonwood	24160	255	255	100.0	0	0.0	40.1	43.7
	Douglas	24200	191	191	100.0	0	0.0	23.7	25.8
	Grant	24250	127	127	100.0	0	0.0	11.2	12.2
	Hubbard	24280	110	110	100.0	0	0.0	30.0	32.7
	Jackson	24310	107	107	100.0	0	0.0	27.7	30.2
	Kandiyohi	24330	231	231	100.0	0	0.0	9.1	9.9
	Kittson	24340	356	168	47.2	188	52.8	57.6	63.1
	Lac qui Parle	24360	265	265	100.0	0	0.0	21.4	23.3
	Lake of the Woods	24380	339	0	0.0	339	100.0	85.8	93.6
	Lincoln	24400	118	118	100.0	0	0.0	30.5	33.3
	Lyon	24410	136	135	99.3	1	0.7	47.7	52.0
	Mahnomen	24430	220	220	100.0	0	0.0	35.6	38.8
	Marshall	24440	388	388	100.0	0	0.0	26.9	29.3
	Martin	24450	200	200	100.0	0	0.0	48.0	52.3
	McLeod	24420	199	199	100.0	0	0.0	10.6	11.5
	Meeker	24460	512	512	100.0	0	0.0	13.1	14.2
	Murray	24500	321	321	100.0	0	0.0	29.0	31.5
	Nicollet	24510	161	161	100.0	0	0.0	12.9	14.1
	Nobles	24520	268	268	100.0	0	0.0	9.4	10.2
	Norman	24530	286	286	100.0	0	0.0	35.7	38.9
	Otter Tail	24550	302	302	100.0	0	0.0	14.9	16.2
	Pennington	24560	145	145	100.0	0	0.0	5.2	5.6
	Pipestone	24580	106	106	100.0	0	0.0	38.9	42.7
	Polk	24590	156	156	100.0	0	0.0	25.4	27.6
	Pope	24600	232	232	100.0	0	0.0	10.4	11.3
	Red Lake	24620	346	346	100.0	0	0.0	20.5	22.3
	Redwood	24630	335	306	91.3	29	8.7	46.2	50.3
	Renville	24640	157	157	100.0	0	0.0	28.5	31.1
	Rock	24660	440	440	100.0	0	0.0	28.6	32.0
	Roseau	24670	347	125	36.0	222	64.0	58.3	63.6
	Sibley	24710	167	167	100.0	0	0.0	24.4	26.6
	Stearns	24720	798	798	100.0	0	0.0	14.5	16.8

Access Detail By County

August 26, 2024

Access Analysis
 Sanford Health Plan Network Analysis
 - Time

Employee / Provider Groups
 Minnesota Members (Minnesota
 Service Area)
 Allergy, Immunology, and
 Rheumatology

¹ The Access Standard is defined as
 (Minnesota Members (Minnesota
 Service Area)) employees accessing:
 1 (Allergy, Immunology, and
 Rheumatology) provider in 60 miles
 and 60 minutes

All Employees									
State Name	County	County SSA	Employee	With Access ¹		Without Access ¹		Average Distance	Average Time
			#	#	%	#	%	1	1
Minnesota	Stevens	24740	199	199	100.0	0	0.0	6.7	7.3
	Swift	24750	102	102	100.0	0	0.0	15.5	16.9
	Traverse	24770	259	259	100.0	0	0.0	32.0	34.9
	Watonwan	24820	131	131	100.0	0	0.0	37.8	41.2
	Wilkin	24830	282	282	100.0	0	0.0	11.7	12.7
	Yellow Medicine	24860	199	199	100.0	0	0.0	39.8	43.4
	Grand Totals			11,867	11,088	93.4	779	6.6	26.2

Access Detail By County

August 26, 2024

Access Analysis
Sanford Health Plan Network Analysis
- Time

Employee / Provider Groups
Minnesota Members (Minnesota
Service Area)
Anesthesiology Physicians and
CRNA

¹ The Access Standard is defined as
(Minnesota Members (Minnesota
Service Area)) employees accessing:
1 (Anesthesiology Physicians and
CRNA) provider in 60 miles and 60
minutes

All Employees									
State Name	County	County SSA	Employee			Without Access ¹		Average Distance	Average Time
			#	#	%	#	%	1	1
Minnesota	Becker	24020	364	364	100.0	0	0.0	10.9	11.8
	Beltrami	24030	450	450	100.0	0	0.0	12.8	14.0
	Big Stone	24050	101	101	100.0	0	0.0	6.6	7.1
	Blue Earth	24060	347	347	100.0	0	0.0	7.2	7.8
	Brown	24070	135	135	100.0	0	0.0	12.0	13.0
	Chippewa	24110	266	266	100.0	0	0.0	8.0	8.7
	Clay	24130	324	324	100.0	0	0.0	8.5	9.3
	Clearwater	24140	387	387	100.0	0	0.0	10.4	11.3
	Cottonwood	24160	255	255	100.0	0	0.0	7.1	7.7
	Douglas	24200	191	191	100.0	0	0.0	7.9	8.5
	Grant	24250	127	127	100.0	0	0.0	10.8	11.8
	Hubbard	24280	110	110	100.0	0	0.0	12.1	13.2
	Jackson	24310	107	107	100.0	0	0.0	8.8	9.5
	Kandiyohi	24330	231	231	100.0	0	0.0	6.9	7.5
	Kittson	24340	356	356	100.0	0	0.0	37.4	40.9
	Lac qui Parle	24360	265	265	100.0	0	0.0	5.8	6.2
	Lake of the Woods	24380	339	36	10.6	303	89.4	67.5	73.5
	Lincoln	24400	118	118	100.0	0	0.0	10.9	11.8
	Lyon	24410	136	136	100.0	0	0.0	6.0	6.5
	Mahnomen	24430	220	220	100.0	0	0.0	23.1	25.2
	Marshall	24440	388	388	100.0	0	0.0	17.6	19.2
	Martin	24450	200	200	100.0	0	0.0	7.5	8.1
	McLeod	24420	199	199	100.0	0	0.0	3.7	4.0
	Meeker	24460	512	512	100.0	0	0.0	8.7	9.4
	Murray	24500	321	321	100.0	0	0.0	8.8	9.5
	Nicollet	24510	161	161	100.0	0	0.0	7.4	8.0
	Nobles	24520	268	268	100.0	0	0.0	7.9	8.6
	Norman	24530	286	286	100.0	0	0.0	13.1	14.2
	Otter Tail	24550	302	302	100.0	0	0.0	11.3	12.2
	Pennington	24560	145	145	100.0	0	0.0	4.5	4.9
	Pipestone	24580	106	106	100.0	0	0.0	21.3	23.2
	Polk	24590	156	156	100.0	0	0.0	9.1	9.9
	Pope	24600	232	232	100.0	0	0.0	7.3	7.9
	Red Lake	24620	346	346	100.0	0	0.0	18.8	20.4
	Redwood	24630	335	335	100.0	0	0.0	10.5	11.4
	Renville	24640	157	157	100.0	0	0.0	17.1	18.6
	Rock	24660	440	440	100.0	0	0.0	7.1	7.7
	Roseau	24670	347	125	36.0	222	64.0	58.2	63.5
	Sibley	24710	167	167	100.0	0	0.0	13.6	14.8
	Stearns	24720	798	798	100.0	0	0.0	6.8	7.6

Access Detail By County

August 26, 2024

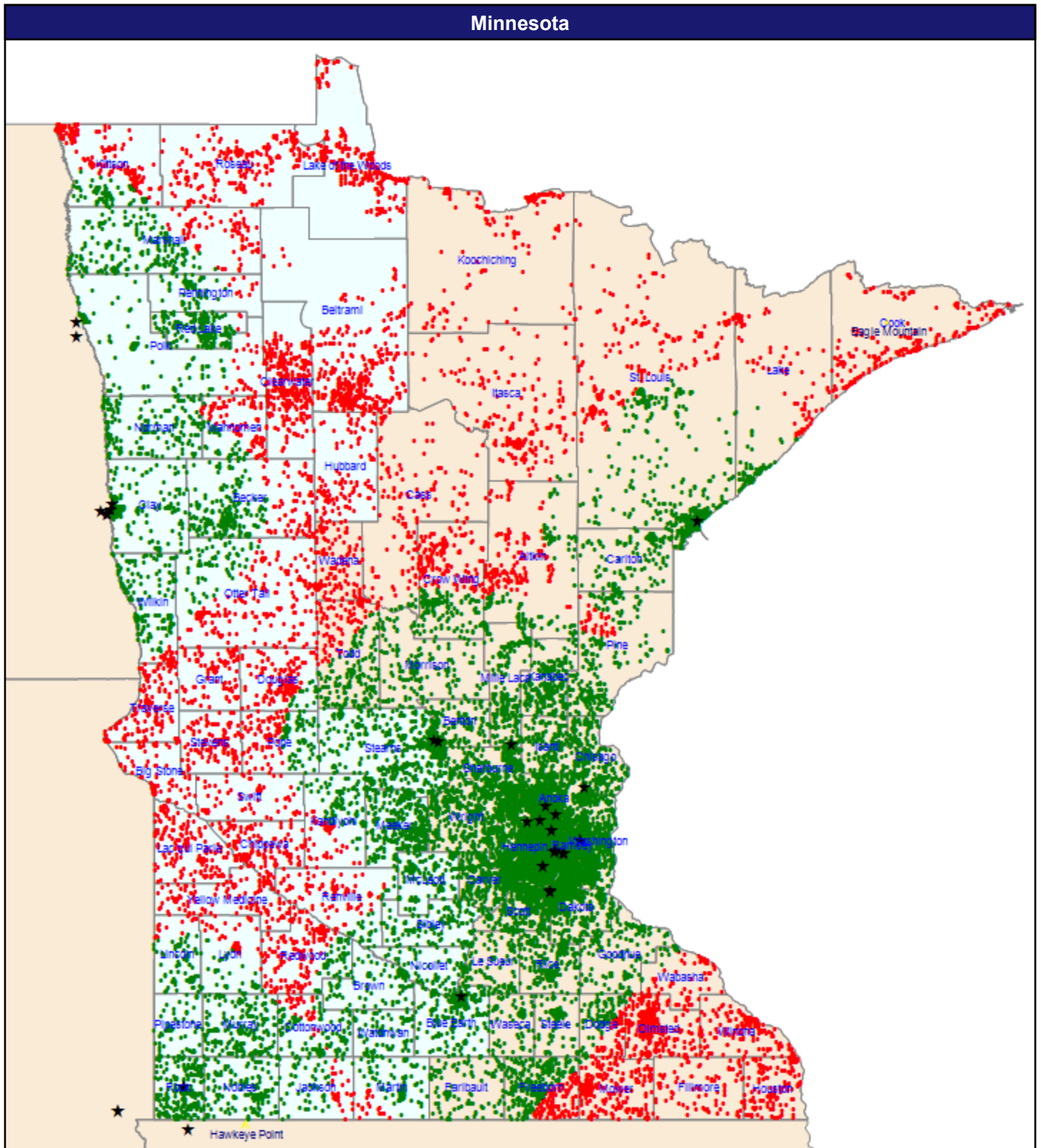
Access Analysis
 Sanford Health Plan Network Analysis
 - Time

Employee / Provider Groups
 Minnesota Members (Minnesota
 Service Area)
 Anesthesiology Physicians and
 CRNA

¹ The Access Standard is defined as
 (Minnesota Members (Minnesota
 Service Area)) employees accessing:
 1 (Anesthesiology Physicians and
 CRNA) provider in 60 miles and 60
 minutes

All Employees									
State Name	County	County SSA	Employee	With Access ¹		Without Access ¹		Average Distance	Average Time
			#	#	%	#	%	1	1
Minnesota	Stevens	24740	199	199	100.0	0	0.0	6.6	7.1
	Swift	24750	102	102	100.0	0	0.0	6.1	6.6
	Traverse	24770	259	259	100.0	0	0.0	7.1	7.7
	Watonwan	24820	131	131	100.0	0	0.0	8.7	9.5
	Wilkin	24830	282	282	100.0	0	0.0	11.5	12.5
	Yellow Medicine	24860	199	199	100.0	0	0.0	13.4	14.5
	Grand Totals			11,867	11,342	95.6	525	4.4	13.8

Cardiac Surgery



© 2024 Quest Analytics, LLC.

August 26, 2024

Cardiac Surgery

110 providers at 60 locations

★ All providers

Sanford Health Plan Network Analysis - Census

Employee Group

Minnesota Members

Provider Group

Cardiac Surgery

35,677 employee locations

● With access (26,835)

● Without access (8,842)

The Access Standard is defined as (Minnesota Members) employees accessing:

1 (Cardiac Surgery) provider in 60 miles

Service Areas

□ Minnesota Service Area

52.60 miles

Access Detail By County

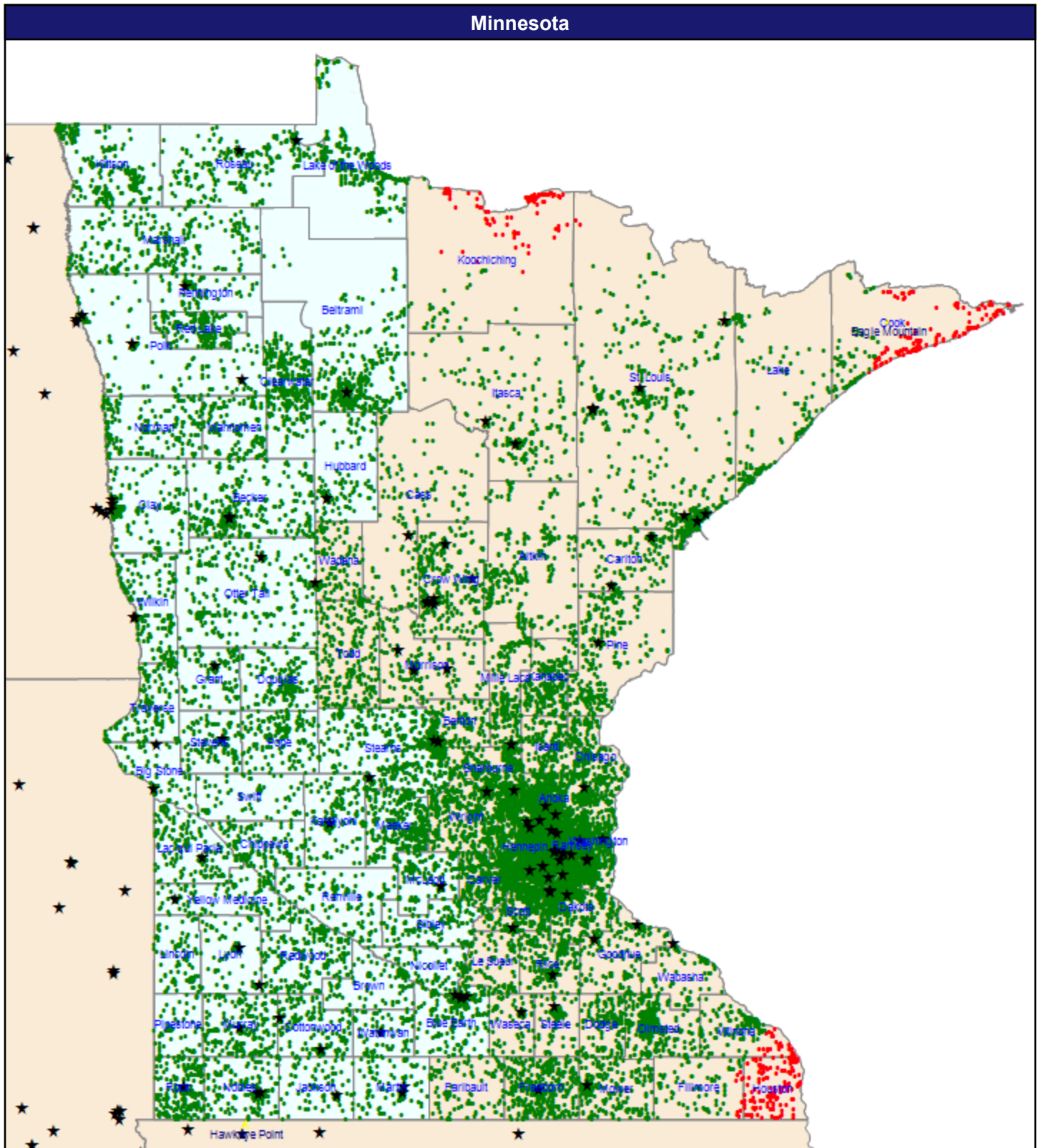
August 26, 2024

Access Analysis
 Sanford Health Plan Network Analysis
 - Time
 Employee / Provider Groups
 Minnesota Members (Minnesota
 Service Area)
 Cardiac Surgery

¹ The Access Standard is defined as
 (Minnesota Members (Minnesota
 Service Area)) employees accessing:
 1 (Cardiac Surgery) provider in 60
 miles and 60 minutes

All Employees									
State Name	County	County SSA	Employee			Without Access ¹		Average Distance	Average Time
			#	#	%	#	%	1	1
Minnesota	Becker	24020	364	252	69.2	112	30.8	51.8	56.6
	Beltrami	24030	450	0	0.0	450	100.0	104.5	113.9
	Big Stone	24050	101	0	0.0	101	100.0	97.1	108.0
	Blue Earth	24060	347	347	100.0	0	0.0	8.0	8.7
	Brown	24070	135	135	100.0	0	0.0	36.5	39.7
	Chippewa	24110	266	0	0.0	266	100.0	87.8	100.9
	Clay	24130	324	324	100.0	0	0.0	10.0	11.5
	Clearwater	24140	387	0	0.0	387	100.0	81.5	88.9
	Cottonwood	24160	255	87	34.1	168	65.9	56.9	62.0
	Douglas	24200	191	0	0.0	191	100.0	66.1	79.2
	Grant	24250	127	0	0.0	127	100.0	79.4	89.1
	Hubbard	24280	110	0	0.0	110	100.0	91.8	100.2
	Jackson	24310	107	47	43.9	60	56.1	56.2	61.2
	Kandiyohi	24330	231	35	15.2	196	84.8	58.3	69.9
	Kittson	24340	356	59	16.6	297	83.4	64.3	70.4
	Lac qui Parle	24360	265	0	0.0	265	100.0	93.4	101.9
	Lake of the Woods	24380	339	0	0.0	339	100.0	125.3	136.6
	Lincoln	24400	118	71	60.2	47	39.8	51.0	55.6
	Lyon	24410	136	22	16.2	114	83.8	59.9	65.3
	Mahnomen	24430	220	28	12.7	192	87.3	61.0	66.5
	Marshall	24440	388	241	62.1	147	37.9	48.4	52.7
	Martin	24450	200	149	74.5	51	25.5	52.5	57.2
	McLeod	24420	199	155	77.9	44	22.1	45.4	53.6
	Meeker	24460	512	472	92.2	40	7.8	39.3	47.1
	Murray	24500	321	312	97.2	9	2.8	40.2	43.8
	Nicollet	24510	161	161	100.0	0	0.0	14.1	15.4
	Nobles	24520	268	268	100.0	0	0.0	27.5	30.0
	Norman	24530	286	277	96.9	9	3.1	37.5	40.8
	Otter Tail	24550	302	45	14.9	257	85.1	65.7	73.5
	Pennington	24560	145	130	89.7	15	10.3	49.3	53.8
	Pipestone	24580	106	106	100.0	0	0.0	24.9	27.1
	Polk	24590	156	118	75.6	38	24.4	33.6	36.6
	Pope	24600	232	10	4.3	222	95.7	61.4	73.7
	Red Lake	24620	346	292	84.4	54	15.6	44.9	49.0
	Redwood	24630	335	25	7.5	310	92.5	65.6	71.5
	Renville	24640	157	13	8.3	144	91.7	69.4	76.3
	Rock	24660	440	440	100.0	0	0.0	6.7	7.3
	Roseau	24670	347	0	0.0	347	100.0	97.0	105.8
	Sibley	24710	167	166	99.4	1	0.6	35.6	39.1
	Stearns	24720	798	798	100.0	0	0.0	15.9	19.0

Cardiovascular Disease



© 2024 Quest Analytics, LLC.

August 26, 2024

Cardiovascular Disease

442 providers at 232 locations

★ All providers

Sanford Health Plan Network Analysis - Census

Employee Group

Minnesota Members

Provider Group

Cardiovascular Disease

35,677 employee locations

● With access (35,121)

● Without access (556)

The Access Standard is defined as (Minnesota Members) employees accessing:

1 (Cardiovascular Disease) provider in 60 miles

Service Areas

□ Minnesota Service Area

52.60 miles

Access Detail By County

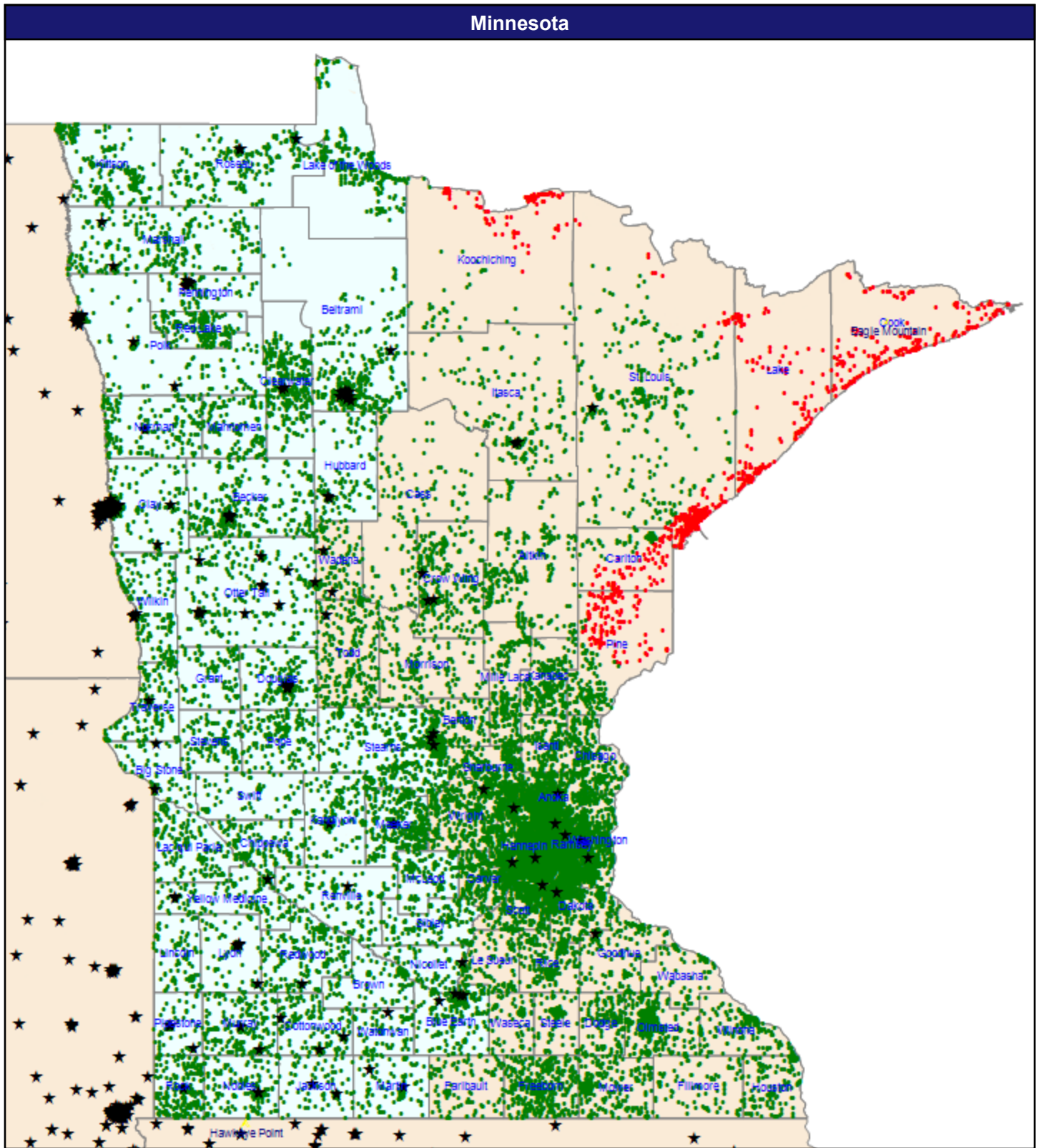
August 26, 2024

Access Analysis
 Sanford Health Plan Network Analysis
 - Time
 Employee / Provider Groups
 Minnesota Members (Minnesota
 Service Area)
 Cardiovascular Disease

¹ The Access Standard is defined as
 (Minnesota Members (Minnesota
 Service Area)) employees accessing:
 1 (Cardiovascular Disease) provider in
 60 miles and 60 minutes

All Employees									
State Name	County	County SSA	Employee			Without Access ¹		Average Distance	Average Time
			#	#	%	#	%	1	1
Minnesota	Becker	24020	364	364	100.0	0	0.0	10.9	11.9
	Beltrami	24030	450	450	100.0	0	0.0	13.1	14.3
	Big Stone	24050	101	101	100.0	0	0.0	7.0	7.5
	Blue Earth	24060	347	347	100.0	0	0.0	6.9	7.4
	Brown	24070	135	135	100.0	0	0.0	25.3	27.6
	Chippewa	24110	266	266	100.0	0	0.0	21.6	23.5
	Clay	24130	324	324	100.0	0	0.0	9.4	10.7
	Clearwater	24140	387	387	100.0	0	0.0	21.0	22.9
	Cottonwood	24160	255	255	100.0	0	0.0	7.1	7.7
	Douglas	24200	191	191	100.0	0	0.0	29.9	32.5
	Grant	24250	127	127	100.0	0	0.0	11.3	12.3
	Hubbard	24280	110	110	100.0	0	0.0	12.2	13.3
	Jackson	24310	107	107	100.0	0	0.0	8.8	9.6
	Kandiyohi	24330	231	231	100.0	0	0.0	7.5	8.1
	Kittson	24340	356	356	100.0	0	0.0	35.7	39.1
	Lac qui Parle	24360	265	265	100.0	0	0.0	10.6	11.5
	Lake of the Woods	24380	339	337	99.4	2	0.6	32.3	35.2
	Lincoln	24400	118	118	100.0	0	0.0	21.7	23.7
	Lyon	24410	136	136	100.0	0	0.0	6.7	7.3
	Mahnomen	24430	220	220	100.0	0	0.0	23.6	25.7
	Marshall	24440	388	388	100.0	0	0.0	25.7	28.0
	Martin	24450	200	200	100.0	0	0.0	7.2	7.8
	McLeod	24420	199	199	100.0	0	0.0	12.5	13.5
	Meeker	24460	512	512	100.0	0	0.0	23.1	25.1
	Murray	24500	321	321	100.0	0	0.0	8.9	9.7
	Nicollet	24510	161	161	100.0	0	0.0	12.0	13.0
	Nobles	24520	268	268	100.0	0	0.0	7.9	8.6
	Norman	24530	286	286	100.0	0	0.0	30.9	33.6
	Otter Tail	24550	302	302	100.0	0	0.0	17.6	19.2
	Pennington	24560	145	145	100.0	0	0.0	6.3	6.8
	Pipestone	24580	106	106	100.0	0	0.0	23.6	25.8
	Polk	24590	156	156	100.0	0	0.0	9.4	10.2
	Pope	24600	232	232	100.0	0	0.0	24.9	27.1
	Red Lake	24620	346	346	100.0	0	0.0	19.0	20.7
	Redwood	24630	335	335	100.0	0	0.0	27.1	29.5
	Renville	24640	157	157	100.0	0	0.0	30.3	33.0
	Rock	24660	440	440	100.0	0	0.0	6.7	7.3
	Roseau	24670	347	347	100.0	0	0.0	10.4	11.3
	Sibley	24710	167	167	100.0	0	0.0	19.2	21.0
	Stearns	24720	798	798	100.0	0	0.0	11.1	12.5

Chiropractic Services



© 2024 Quest Analytics, LLC.

August 26, 2024

Chiropractic Services

1,742 providers at 1,343 locations

★ All providers

Sanford Health Plan Network Analysis - Census

Employee Group

Minnesota Members

Provider Group

Chiropractic Services

35,677 employee locations

● With access (34,395)


● Without access (1,282)

The Access Standard is defined as (Minnesota Members) employees accessing:

1 (Chiropractic Services) provider in 60 miles

Service Areas

□ Minnesota Service Area



Access Detail By County

August 26, 2024

Access Analysis
Sanford Health Plan Network Analysis
- Time

Employee / Provider Groups

Minnesota Members (Minnesota
Service Area)
Chiropractic Services

¹ The Access Standard is defined as
(Minnesota Members (Minnesota
Service Area)) employees accessing:
1 (Chiropractic Services) provider in 60
miles and 60 minutes

All Employees											
State Name	County	County SSA	Employee			With Access ¹		Without Access ¹		Average Distance	Average Time
			#	#	%	#	%	1	1		
Minnesota	Becker	24020	364	364	100.0	0	0.0	10.1	11.0		
	Beltrami	24030	450	450	100.0	0	0.0	8.1	8.8		
	Big Stone	24050	101	101	100.0	0	0.0	6.8	7.4		
	Blue Earth	24060	347	347	100.0	0	0.0	6.0	6.5		
	Brown	24070	135	135	100.0	0	0.0	18.2	19.8		
	Chippewa	24110	266	266	100.0	0	0.0	17.4	19.0		
	Clay	24130	324	324	100.0	0	0.0	3.3	3.6		
	Clearwater	24140	387	387	100.0	0	0.0	10.4	11.3		
	Cottonwood	24160	255	255	100.0	0	0.0	4.2	4.6		
	Douglas	24200	191	191	100.0	0	0.0	6.9	7.5		
	Grant	24250	127	127	100.0	0	0.0	20.2	22.0		
	Hubbard	24280	110	110	100.0	0	0.0	10.5	11.4		
	Jackson	24310	107	107	100.0	0	0.0	5.9	6.3		
	Kandiyohi	24330	231	231	100.0	0	0.0	8.5	9.2		
	Kittson	24340	356	356	100.0	0	0.0	23.6	25.8		
	Lac qui Parle	24360	265	265	100.0	0	0.0	21.5	23.4		
	Lake of the Woods	24380	339	338	99.7	1	0.3	32.5	35.4		
	Lincoln	24400	118	118	100.0	0	0.0	20.2	21.9		
	Lyon	24410	136	136	100.0	0	0.0	6.0	6.5		
	Mahnomen	24430	220	220	100.0	0	0.0	24.4	26.6		
	Marshall	24440	388	388	100.0	0	0.0	14.9	16.2		
	Martin	24450	200	200	100.0	0	0.0	5.6	6.1		
	McLeod	24420	199	199	100.0	0	0.0	25.8	28.1		
	Meeker	24460	512	512	100.0	0	0.0	9.6	10.4		
	Murray	24500	321	321	100.0	0	0.0	6.3	6.8		
	Nicollet	24510	161	161	100.0	0	0.0	6.8	7.4		
	Nobles	24520	268	268	100.0	0	0.0	7.3	7.9		
	Norman	24530	286	286	100.0	0	0.0	11.0	12.0		
	Otter Tail	24550	302	302	100.0	0	0.0	6.0	6.5		
	Pennington	24560	145	145	100.0	0	0.0	4.4	4.8		
	Pipestone	24580	106	106	100.0	0	0.0	4.8	5.2		
	Polk	24590	156	156	100.0	0	0.0	9.7	10.6		
	Pope	24600	232	232	100.0	0	0.0	20.7	22.5		
	Red Lake	24620	346	346	100.0	0	0.0	20.2	21.9		
	Redwood	24630	335	335	100.0	0	0.0	17.5	19.1		
	Renville	24640	157	157	100.0	0	0.0	12.4	13.4		
	Rock	24660	440	440	100.0	0	0.0	5.2	5.6		
	Roseau	24670	347	347	100.0	0	0.0	10.3	11.2		
	Sibley	24710	167	167	100.0	0	0.0	24.0	26.2		
	Stearns	24720	798	798	100.0	0	0.0	12.7	13.9		

Access Detail By County

August 26, 2024

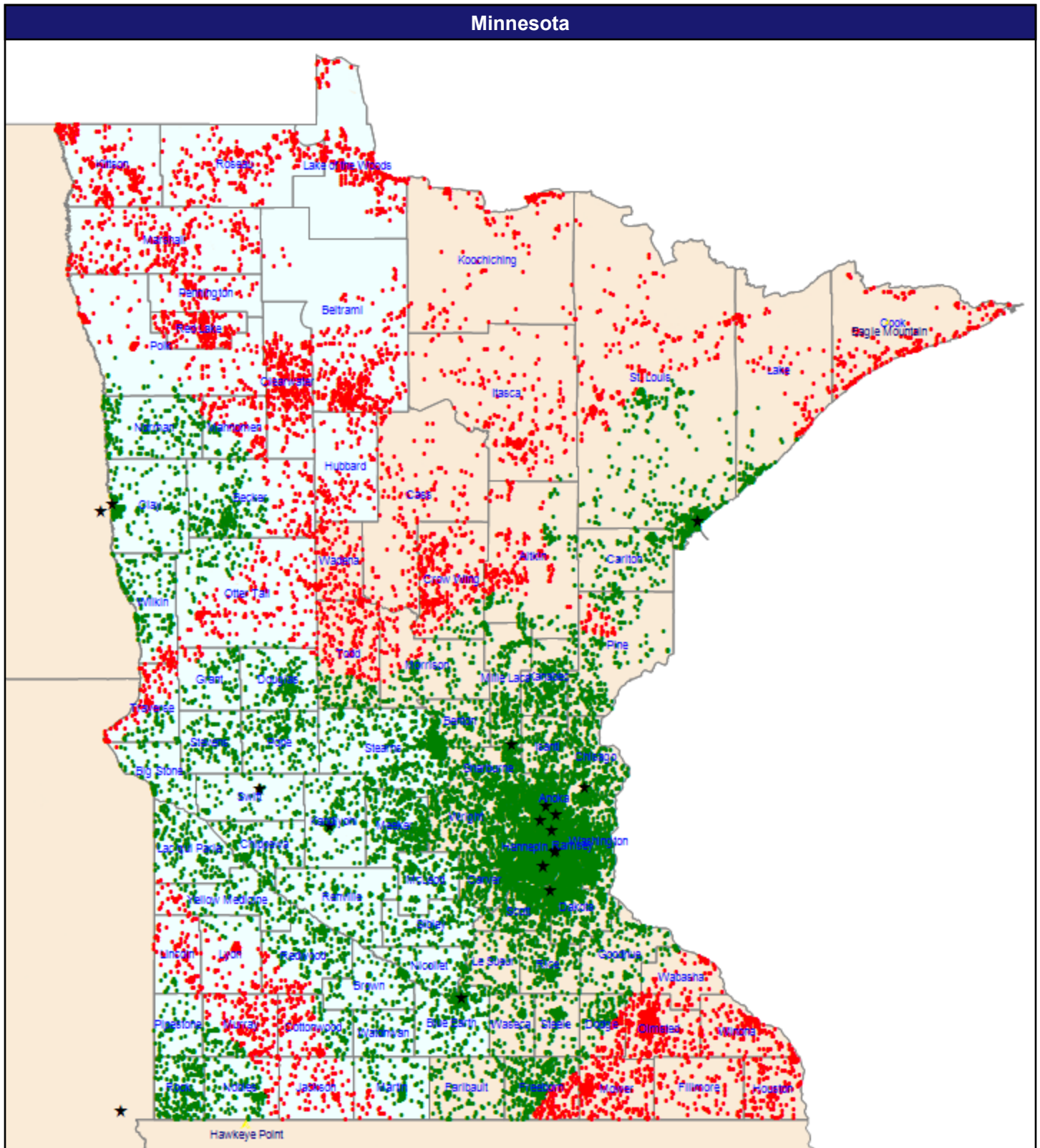
Access Analysis
 Sanford Health Plan Network Analysis
 - Time

Employee / Provider Groups
 Minnesota Members (Minnesota
 Service Area)
 Chiropractic Services

¹ The Access Standard is defined as
 (Minnesota Members (Minnesota
 Service Area)) employees accessing:
 1 (Chiropractic Services) provider in 60
 miles and 60 minutes

All Employees									
State Name	County	County SSA	Employee	With Access ¹		Without Access ¹		Average Distance	Average Time
			#	#	%	#	%	1	1
Minnesota	Stevens	24740	199	199	100.0	0	0.0	25.6	27.9
	Swift	24750	102	102	100.0	0	0.0	29.5	32.2
	Traverse	24770	259	259	100.0	0	0.0	7.3	7.9
	Watonwan	24820	131	131	100.0	0	0.0	9.4	10.2
	Wilkin	24830	282	282	100.0	0	0.0	9.9	10.8
	Yellow Medicine	24860	199	199	100.0	0	0.0	8.2	8.9
	Grand Totals			11,867	11,866	99.9	1	0.1	12.6

Colon and Rectal Surgery



© 2024 Quest Analytics, LLC.

August 26, 2024

Colon and Rectal Surgery

22 providers at 28 locations

★ All providers

Sanford Health Plan Network Analysis - Census

Employee Group
Minnesota Members
Provider Group
Colon and Rectal Surgery
35,677 employee locations
● With access (26,944)
● Without access (8,733)

The Access Standard is defined as (Minnesota Members) employees accessing:

1 (Colon and Rectal Surgery) provider in 60 miles

Service Areas

□ Minnesota Service Area

52.60 miles

Access Detail By County

August 26, 2024

Access Analysis
 Sanford Health Plan Network Analysis
 - Time
 Employee / Provider Groups
 Minnesota Members (Minnesota
 Service Area)
 Colon and Rectal Surgery

¹ The Access Standard is defined as
 (Minnesota Members (Minnesota
 Service Area)) employees accessing:
 1 (Colon and Rectal Surgery) provider
 in 60 miles and 60 minutes

All Employees									
State Name	County	County SSA	Employee			Without Access ¹		Average Distance	Average Time
			#	#	%	#	%	1	1
Minnesota	Becker	24020	364	252	69.2	112	30.8	51.9	56.6
	Beltrami	24030	450	0	0.0	450	100.0	107.1	116.8
	Big Stone	24050	101	95	94.1	6	5.9	43.1	46.9
	Blue Earth	24060	347	347	100.0	0	0.0	7.9	8.6
	Brown	24070	135	135	100.0	0	0.0	36.6	39.9
	Chippewa	24110	266	266	100.0	0	0.0	26.6	29.0
	Clay	24130	324	324	100.0	0	0.0	10.7	11.7
	Clearwater	24140	387	0	0.0	387	100.0	88.3	96.3
	Cottonwood	24160	255	51	20.0	204	80.0	62.7	68.4
	Douglas	24200	191	181	94.8	10	5.2	45.5	49.6
	Grant	24250	127	88	69.3	39	30.7	52.5	57.2
	Hubbard	24280	110	0	0.0	110	100.0	91.9	100.2
	Jackson	24310	107	0	0.0	107	100.0	71.1	78.7
	Kandiyohi	24330	231	231	100.0	0	0.0	8.7	9.4
	Kittson	24340	356	0	0.0	356	100.0	132.6	145.1
	Lac qui Parle	24360	265	258	97.4	7	2.6	43.1	47.0
	Lake of the Woods	24380	339	0	0.0	339	100.0	165.2	180.2
	Lincoln	24400	118	0	0.0	118	100.0	66.2	77.0
	Lyon	24410	136	11	8.1	125	91.9	64.1	70.2
	Mahnomen	24430	220	28	12.7	192	87.3	61.4	66.9
	Marshall	24440	388	0	0.0	388	100.0	103.8	113.2
	Martin	24450	200	149	74.5	51	25.5	52.3	57.0
	McLeod	24420	199	199	100.0	0	0.0	41.8	48.2
	Meeker	24460	512	512	100.0	0	0.0	30.5	33.2
	Murray	24500	321	0	0.0	321	100.0	65.4	77.8
	Nicollet	24510	161	161	100.0	0	0.0	14.4	15.6
	Nobles	24520	268	78	29.1	190	70.9	53.5	64.2
	Norman	24530	286	270	94.4	16	5.6	38.3	41.8
	Otter Tail	24550	302	45	14.9	257	85.1	64.1	69.9
	Pennington	24560	145	0	0.0	145	100.0	92.3	100.7
	Pipestone	24580	106	85	80.2	21	19.8	46.3	55.5
	Polk	24590	156	10	6.4	146	93.6	70.5	76.9
	Pope	24600	232	232	100.0	0	0.0	27.7	30.2
	Red Lake	24620	346	0	0.0	346	100.0	79.4	86.6
	Redwood	24630	335	223	66.6	112	33.4	50.4	54.9
	Renville	24640	157	157	100.0	0	0.0	33.3	36.2
	Rock	24660	440	440	100.0	0	0.0	29.9	35.8
	Roseau	24670	347	0	0.0	347	100.0	144.9	158.0
	Sibley	24710	167	167	100.0	0	0.0	35.7	39.2
	Stearns	24720	798	798	100.0	0	0.0	36.2	39.9

Access Detail By County

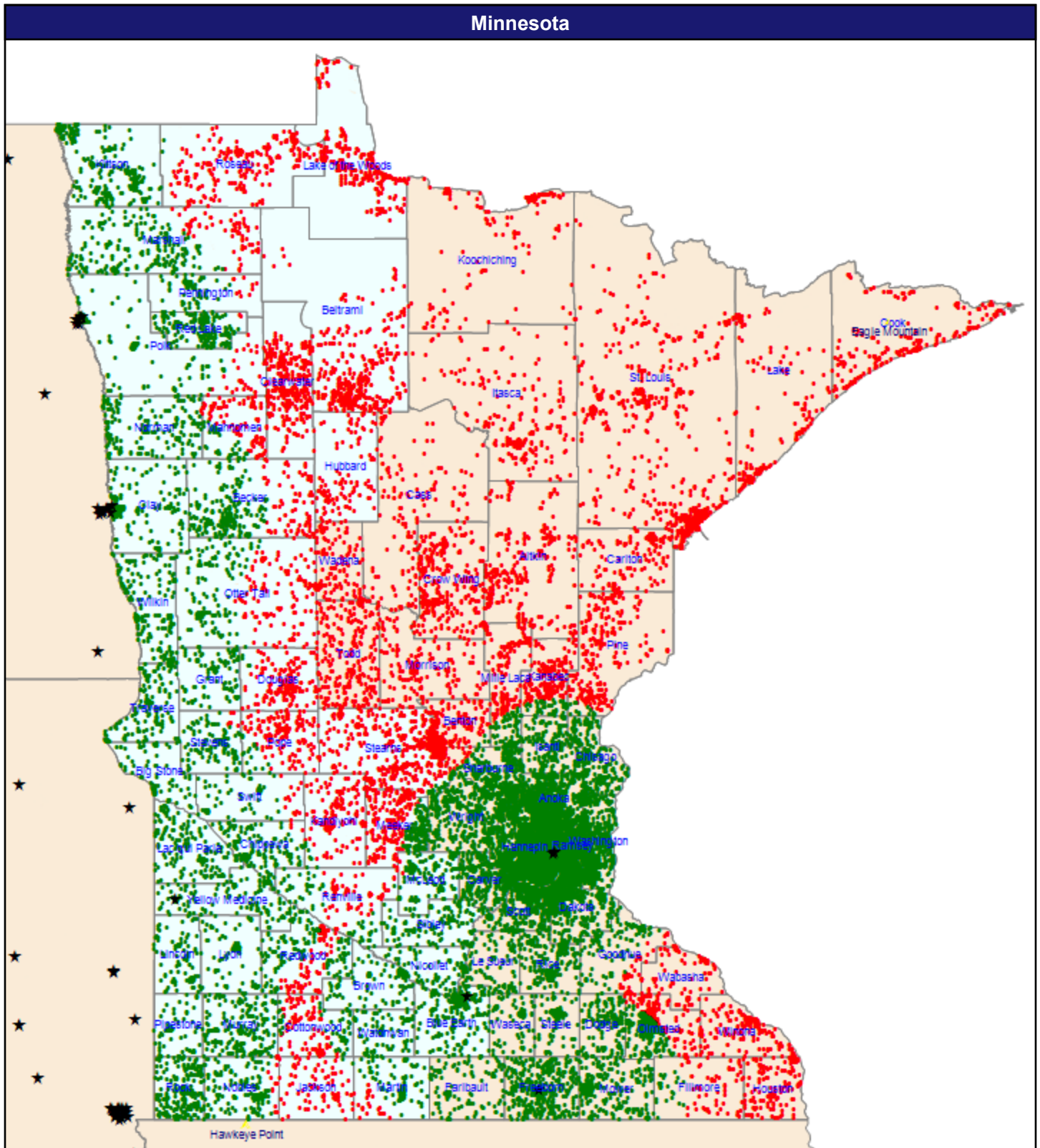
August 26, 2024

Access Analysis
 Sanford Health Plan Network Analysis
 - Time
 Employee / Provider Groups
 Minnesota Members (Minnesota
 Service Area)
 Colon and Rectal Surgery

¹ The Access Standard is defined as
 (Minnesota Members (Minnesota
 Service Area)) employees accessing:
 1 (Colon and Rectal Surgery) provider
 in 60 miles and 60 minutes

All Employees									
State Name	County	County SSA	Employee	With Access ¹		Without Access ¹		Average Distance	Average Time
			#	#	%	#	%	1	1
Minnesota	Stevens	24740	199	199	100.0	0	0.0	31.4	34.2
	Swift	24750	102	102	100.0	0	0.0	12.6	13.7
	Traverse	24770	259	17	6.6	242	93.4	63.3	69.1
	Watonwan	24820	131	131	100.0	0	0.0	37.8	41.2
	Wilkin	24830	282	225	79.8	57	20.2	46.4	50.6
	Yellow Medicine	24860	199	132	66.3	67	33.7	48.0	52.3
	Grand Totals			11,867	6,599	55.6	5,268	44.4	58.8

Dental Providers - Pediatric



© 2024 Quest Analytics, LLC.

August 26, 2024

Dental Providers - Pediatric

173 providers at 94 locations

★ All providers

Sanford Health Plan Network Analysis - Census

Employee Group
Minnesota Members
Provider Group
Dental Providers - Pediatric
35,677 employee locations
● With access (25,865)
● Without access (9,812)

The Access Standard is defined as (Minnesota Members) employees accessing:

1 (Dental Providers - Pediatric) provider in 60 miles

Service Areas

□ Minnesota Service Area

52.60 miles

Access Detail By County

August 26, 2024

Access Analysis
 Sanford Health Plan Network Analysis
 - Time
 Employee / Provider Groups
 Minnesota Members (Minnesota
 Service Area)
 Dental Providers - Pediatric

¹ The Access Standard is defined as
 (Minnesota Members (Minnesota
 Service Area)) employees accessing:
 1 (Dental Providers - Pediatric)
 provider in 60 miles and 60 minutes

All Employees									
State Name	County	County SSA	Employee			Without Access ¹		Average Distance	Average Time
			#	#	%	#	%	1	1
Minnesota	Becker	24020	364	254	69.8	110	30.2	51.6	56.3
	Beltrami	24030	450	0	0.0	450	100.0	104.2	113.6
	Big Stone	24050	101	101	100.0	0	0.0	22.1	24.1
	Blue Earth	24060	347	347	100.0	0	0.0	8.8	9.6
	Brown	24070	135	129	95.6	6	4.4	38.3	41.8
	Chippewa	24110	266	254	95.5	12	4.5	42.8	46.7
	Clay	24130	324	324	100.0	0	0.0	9.8	11.1
	Clearwater	24140	387	0	0.0	387	100.0	81.7	89.1
	Cottonwood	24160	255	37	14.5	218	85.5	61.8	67.4
	Douglas	24200	191	0	0.0	191	100.0	75.1	81.9
	Grant	24250	127	107	84.3	20	15.7	48.4	52.8
	Hubbard	24280	110	0	0.0	110	100.0	91.8	100.1
	Jackson	24310	107	0	0.0	107	100.0	71.3	77.9
	Kandiyohi	24330	231	0	0.0	231	100.0	73.8	81.0
	Kittson	24340	356	321	90.2	35	9.8	39.4	43.0
	Lac qui Parle	24360	265	265	100.0	0	0.0	23.1	25.2
	Lake of the Woods	24380	339	0	0.0	339	100.0	121.4	132.4
	Lincoln	24400	118	118	100.0	0	0.0	23.2	25.3
	Lyon	24410	136	136	100.0	0	0.0	38.4	41.8
	Mahnomen	24430	220	28	12.7	192	87.3	61.6	67.1
	Marshall	24440	388	277	71.4	111	28.6	45.5	49.6
	Martin	24450	200	136	68.0	64	32.0	54.2	59.1
	McLeod	24420	199	112	56.3	87	43.7	49.9	58.0
	Meeker	24460	512	0	0.0	512	100.0	63.7	82.6
	Murray	24500	321	307	95.6	14	4.4	45.3	49.3
	Nicollet	24510	161	161	100.0	0	0.0	15.4	16.8
	Nobles	24520	268	116	43.3	152	56.7	50.6	57.8
	Norman	24530	286	273	95.5	13	4.5	36.8	40.1
	Otter Tail	24550	302	136	45.0	166	55.0	59.3	65.2
	Pennington	24560	145	132	91.0	13	9.0	46.6	50.8
	Pipestone	24580	106	106	100.0	0	0.0	20.4	22.3
	Polk	24590	156	117	75.0	39	25.0	34.1	37.2
	Pope	24600	232	5	2.2	227	97.8	70.2	76.6
	Red Lake	24620	346	296	85.5	50	14.5	43.6	47.5
	Redwood	24630	335	74	22.1	261	77.9	58.4	63.7
	Renville	24640	157	39	24.8	118	75.2	60.5	65.9
	Rock	24660	440	440	100.0	0	0.0	26.7	31.3
	Roseau	24670	347	0	0.0	347	100.0	88.8	96.9
	Sibley	24710	167	165	98.8	2	1.2	37.0	40.5
	Stearns	24720	798	0	0.0	798	100.0	77.5	105.0

Access Detail By County

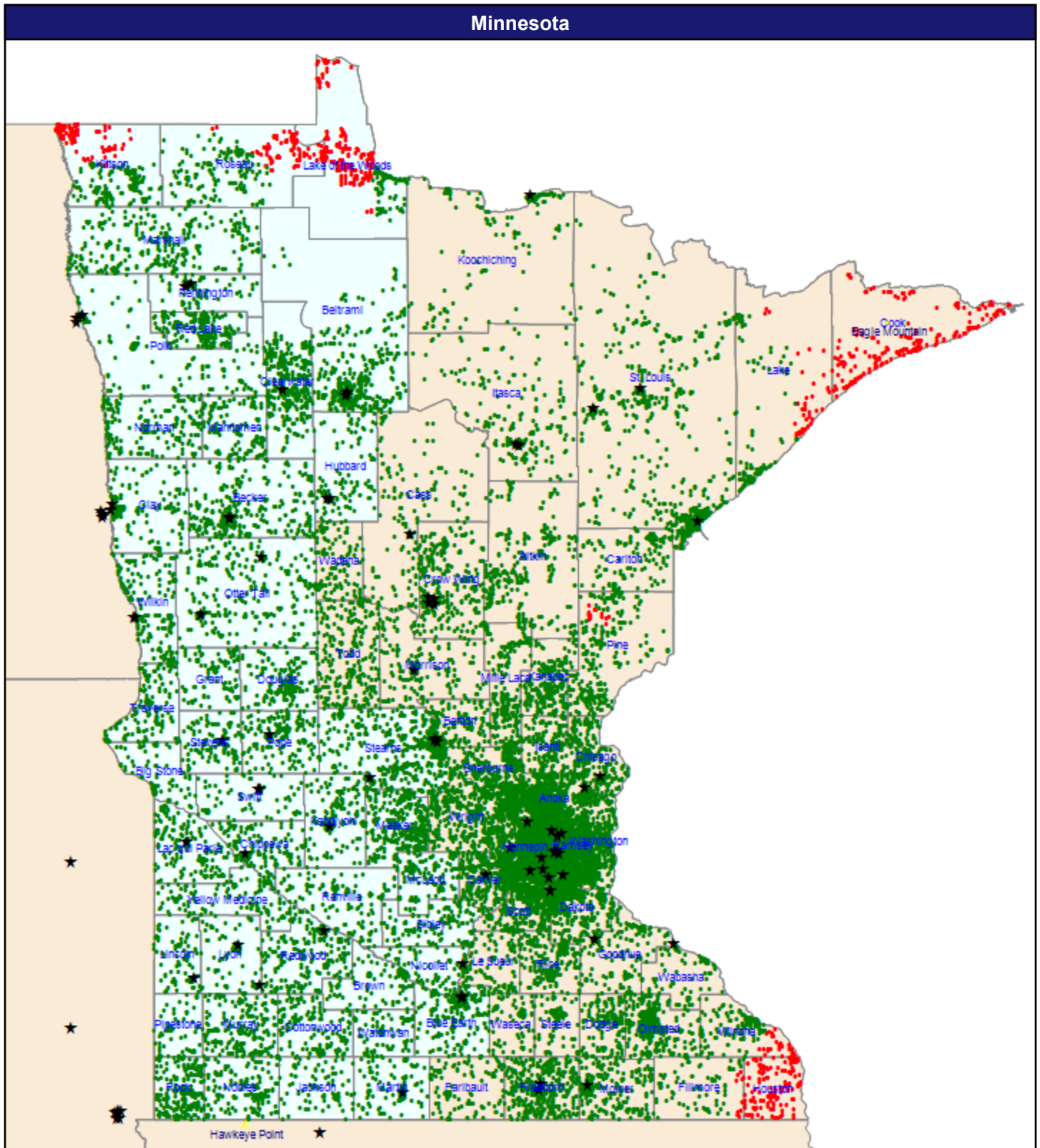
August 26, 2024

Access Analysis
 Sanford Health Plan Network Analysis
 - Time
 Employee / Provider Groups
 Minnesota Members (Minnesota
 Service Area)
 Dental Providers - Pediatric

¹ The Access Standard is defined as
 (Minnesota Members (Minnesota
 Service Area)) employees accessing:
 1 (Dental Providers - Pediatric)
 provider in 60 miles and 60 minutes

All Employees									
State Name	County	County SSA	Employee	With Access ¹		Without Access ¹		Average Distance	Average Time
			#	#	%	#	%	1	1
Minnesota	Stevens	24740	199	174	87.4	25	12.6	50.9	55.5
	Swift	24750	102	83	81.4	19	18.6	47.2	51.4
	Traverse	24770	259	259	100.0	0	0.0	33.4	36.4
	Watonwan	24820	131	131	100.0	0	0.0	39.7	43.3
	Wilkin	24830	282	282	100.0	0	0.0	29.5	32.7
	Yellow Medicine	24860	199	199	100.0	0	0.0	23.8	25.9
	Grand Totals			11,867	6,441	54.3	5,426	45.7	53.4

Dermatology



© 2024 Quest Analytics, LLC.

August 26, 2024

Dermatology

197 providers at 139 locations

★ All providers

Sanford Health Plan Network Analysis - Census

Employee Group
Minnesota Members
Provider Group
Dermatology

35,677 employee locations

● With access (34,698)

● Without access (979)

The Access Standard is defined as (Minnesota Members) employees accessing:

1 (Dermatology) provider in 60 miles

Service Areas

□ Minnesota Service Area

52.60 miles

Access Detail By County

August 26, 2024

Access Analysis
Sanford Health Plan Network Analysis
- Time

Employee / Provider Groups
Minnesota Members (Minnesota
Service Area)
Dermatology

¹ The Access Standard is defined as
(Minnesota Members (Minnesota
Service Area)) employees accessing:
1 (Dermatology) provider in 60 miles
and 60 minutes

All Employees									
State Name	County	County SSA	Employee			Without Access ¹		Average Distance	Average Time
			#	#	%	#	%	1	1
Minnesota	Becker	24020	364	364	100.0	0	0.0	10.9	11.9
	Beltrami	24030	450	450	100.0	0	0.0	12.9	14.0
	Big Stone	24050	101	101	100.0	0	0.0	29.1	31.7
	Blue Earth	24060	347	347	100.0	0	0.0	7.6	8.3
	Brown	24070	135	135	100.0	0	0.0	27.5	29.9
	Chippewa	24110	266	266	100.0	0	0.0	8.4	9.1
	Clay	24130	324	324	100.0	0	0.0	9.7	11.0
	Clearwater	24140	387	387	100.0	0	0.0	10.9	11.8
	Cottonwood	24160	255	255	100.0	0	0.0	30.8	33.6
	Douglas	24200	191	191	100.0	0	0.0	25.6	27.8
	Grant	24250	127	127	100.0	0	0.0	22.9	24.9
	Hubbard	24280	110	110	100.0	0	0.0	11.6	12.6
	Jackson	24310	107	107	100.0	0	0.0	22.3	24.2
	Kandiyohi	24330	231	231	100.0	0	0.0	7.7	8.3
	Kittson	24340	356	167	46.9	189	53.1	57.7	63.2
	Lac qui Parle	24360	265	265	100.0	0	0.0	9.3	10.1
	Lake of the Woods	24380	339	36	10.6	303	89.4	67.5	73.5
	Lincoln	24400	118	118	100.0	0	0.0	14.1	15.4
	Lyon	24410	136	136	100.0	0	0.0	5.9	6.4
	Mahnomen	24430	220	220	100.0	0	0.0	28.7	31.2
	Marshall	24440	388	388	100.0	0	0.0	26.9	29.3
	Martin	24450	200	200	100.0	0	0.0	8.9	9.6
	McLeod	24420	199	199	100.0	0	0.0	25.4	27.7
	Meeker	24460	512	512	100.0	0	0.0	25.0	27.2
	Murray	24500	321	321	100.0	0	0.0	21.6	23.6
	Nicollet	24510	161	161	100.0	0	0.0	8.4	9.1
	Nobles	24520	268	268	100.0	0	0.0	35.2	38.8
	Norman	24530	286	286	100.0	0	0.0	35.5	38.7
	Otter Tail	24550	302	302	100.0	0	0.0	14.1	15.3
	Pennington	24560	145	145	100.0	0	0.0	5.2	5.6
	Pipestone	24580	106	106	100.0	0	0.0	24.8	27.1
	Polk	24590	156	156	100.0	0	0.0	21.5	23.4
	Pope	24600	232	232	100.0	0	0.0	10.3	11.2
	Red Lake	24620	346	346	100.0	0	0.0	20.5	22.3
	Redwood	24630	335	335	100.0	0	0.0	10.8	11.7
	Renville	24640	157	157	100.0	0	0.0	21.6	23.5
	Rock	24660	440	440	100.0	0	0.0	29.0	34.3
	Roseau	24670	347	125	36.0	222	64.0	58.3	63.6
	Sibley	24710	167	167	100.0	0	0.0	23.2	25.3
	Stearns	24720	798	798	100.0	0	0.0	11.0	12.3

Access Detail By County

August 26, 2024

Access Analysis
 Sanford Health Plan Network Analysis
 - Time
 Employee / Provider Groups
 Minnesota Members (Minnesota
 Service Area)
 Endocrinology

¹ The Access Standard is defined as
 (Minnesota Members (Minnesota
 Service Area)) employees accessing:
 1 (Endocrinology) provider in 60 miles
 and 60 minutes

All Employees									
State Name	County	County SSA	Employee			Without Access ¹		Average Distance	Average Time
			#	#	%	#	%	1	1
Minnesota	Becker	24020	364	335	92.0	29	8.0	42.7	46.6
	Beltrami	24030	450	449	99.8	1	0.2	13.2	14.4
	Big Stone	24050	101	27	26.7	74	73.3	61.4	67.0
	Blue Earth	24060	347	347	100.0	0	0.0	8.0	8.7
	Brown	24070	135	135	100.0	0	0.0	36.4	39.7
	Chippewa	24110	266	52	19.5	214	80.5	55.9	61.0
	Clay	24130	324	324	100.0	0	0.0	8.5	9.3
	Clearwater	24140	387	387	100.0	0	0.0	21.0	22.9
	Cottonwood	24160	255	135	52.9	120	47.1	54.8	59.8
	Douglas	24200	191	191	100.0	0	0.0	8.2	8.9
	Grant	24250	127	127	100.0	0	0.0	31.6	34.5
	Hubbard	24280	110	110	100.0	0	0.0	33.1	36.0
	Jackson	24310	107	0	0.0	107	100.0	69.5	75.7
	Kandiyohi	24330	231	231	100.0	0	0.0	36.8	40.2
	Kittson	24340	356	68	19.1	288	80.9	61.0	66.8
	Lac qui Parle	24360	265	199	75.1	66	24.9	52.1	56.7
	Lake of the Woods	24380	339	0	0.0	339	100.0	92.6	100.9
	Lincoln	24400	118	118	100.0	0	0.0	14.1	15.4
	Lyon	24410	136	136	100.0	0	0.0	25.2	27.5
	Mahnomen	24430	220	220	100.0	0	0.0	24.2	26.4
	Marshall	24440	388	317	81.7	71	18.3	42.3	46.1
	Martin	24450	200	149	74.5	51	25.5	52.5	57.2
	McLeod	24420	199	199	100.0	0	0.0	10.2	11.0
	Meeker	24460	512	512	100.0	0	0.0	13.3	14.4
	Murray	24500	321	321	100.0	0	0.0	35.5	38.6
	Nicollet	24510	161	161	100.0	0	0.0	13.8	15.0
	Nobles	24520	268	125	46.6	143	53.4	52.5	57.3
	Norman	24530	286	286	100.0	0	0.0	33.4	36.4
	Otter Tail	24550	302	297	98.3	5	1.7	36.9	40.2
	Pennington	24560	145	145	100.0	0	0.0	42.9	46.7
	Pipestone	24580	106	106	100.0	0	0.0	24.8	27.0
	Polk	24590	156	156	100.0	0	0.0	16.3	17.7
	Pope	24600	232	232	100.0	0	0.0	21.4	23.3
	Red Lake	24620	346	346	100.0	0	0.0	31.5	34.3
	Redwood	24630	335	328	97.9	7	2.1	46.9	51.1
	Renville	24640	157	157	100.0	0	0.0	35.3	38.5
	Rock	24660	440	440	100.0	0	0.0	30.2	32.9
	Roseau	24670	347	0	0.0	347	100.0	86.4	94.3
	Sibley	24710	167	167	100.0	0	0.0	24.6	26.8
	Stearns	24720	798	798	100.0	0	0.0	15.2	17.7

Access Detail By County

August 26, 2024

Access Analysis
 Sanford Health Plan Network Analysis
 - Time
 Employee / Provider Groups
 Minnesota Members (Minnesota
 Service Area)
 Endocrinology

¹ The Access Standard is defined as
 (Minnesota Members (Minnesota
 Service Area)) employees accessing:
 1 (Endocrinology) provider in 60 miles
 and 60 minutes

All Employees									
State Name	County	County SSA	Employee	With Access ¹		Without Access ¹		Average Distance	Average Time
			#	#	%	#	%	1	1
Minnesota	Stevens	24740	199	193	97.0	6	3.0	42.3	46.0
	Swift	24750	102	69	67.6	33	32.4	50.3	54.8
	Traverse	24770	259	259	100.0	0	0.0	36.4	39.7
	Watonwan	24820	131	131	100.0	0	0.0	38.0	41.4
	Wilkin	24830	282	282	100.0	0	0.0	12.6	13.7
	Yellow Medicine	24860	199	160	80.4	39	19.6	43.6	47.5
	Grand Totals			11,867	9,927	83.7	1,940	16.3	34.5

Access Detail By County

August 26, 2024

Access Analysis
 Sanford Health Plan Network Analysis
 - Time
 Employee / Provider Groups
 Minnesota Members (Minnesota
 Service Area)
 Gastroenterology

¹ The Access Standard is defined as
 (Minnesota Members (Minnesota
 Service Area)) employees accessing:
 1 (Gastroenterology) provider in 60
 miles and 60 minutes

All Employees									
State Name	County	County SSA	Employee			Without Access ¹		Average Distance	Average Time
			#	#	%	#	%	1	1
Minnesota	Becker	24020	364	364	100.0	0	0.0	11.0	12.0
	Beltrami	24030	450	445	98.9	5	1.1	13.3	14.5
	Big Stone	24050	101	101	100.0	0	0.0	11.2	12.2
	Blue Earth	24060	347	347	100.0	0	0.0	7.3	8.0
	Brown	24070	135	135	100.0	0	0.0	29.3	31.9
	Chippewa	24110	266	266	100.0	0	0.0	34.6	37.7
	Clay	24130	324	324	100.0	0	0.0	8.5	9.4
	Clearwater	24140	387	387	100.0	0	0.0	27.9	30.4
	Cottonwood	24160	255	255	100.0	0	0.0	40.2	43.8
	Douglas	24200	191	191	100.0	0	0.0	29.3	31.9
	Grant	24250	127	127	100.0	0	0.0	41.9	45.6
	Hubbard	24280	110	110	100.0	0	0.0	12.2	13.3
	Jackson	24310	107	107	100.0	0	0.0	35.2	38.4
	Kandiyohi	24330	231	231	100.0	0	0.0	8.4	9.1
	Kittson	24340	356	356	100.0	0	0.0	37.8	41.4
	Lac qui Parle	24360	265	265	100.0	0	0.0	22.7	24.7
	Lake of the Woods	24380	339	0	0.0	339	100.0	91.3	99.6
	Lincoln	24400	118	118	100.0	0	0.0	25.0	27.2
	Lyon	24410	136	136	100.0	0	0.0	35.8	39.0
	Mahnomen	24430	220	220	100.0	0	0.0	35.6	38.8
	Marshall	24440	388	374	96.4	14	3.6	23.9	26.0
	Martin	24450	200	200	100.0	0	0.0	8.9	9.6
	McLeod	24420	199	199	100.0	0	0.0	39.9	43.5
	Meeker	24460	512	512	100.0	0	0.0	28.9	31.9
	Murray	24500	321	110	34.3	211	65.7	55.6	61.3
	Nicollet	24510	161	161	100.0	0	0.0	13.6	14.8
	Nobles	24520	268	89	33.2	179	66.8	53.3	60.7
	Norman	24530	286	286	100.0	0	0.0	33.2	36.2
	Otter Tail	24550	302	302	100.0	0	0.0	22.0	24.0
	Pennington	24560	145	145	100.0	0	0.0	32.3	35.2
	Pipestone	24580	106	105	99.1	1	0.9	44.8	52.3
	Polk	24590	156	156	100.0	0	0.0	18.3	19.9
	Pope	24600	232	232	100.0	0	0.0	28.6	31.2
	Red Lake	24620	346	346	100.0	0	0.0	27.4	29.8
	Redwood	24630	335	335	100.0	0	0.0	15.0	16.3
	Renville	24640	157	157	100.0	0	0.0	22.1	24.1
	Rock	24660	440	440	100.0	0	0.0	31.0	37.2
	Roseau	24670	347	43	12.4	304	87.6	74.0	80.7
	Sibley	24710	167	167	100.0	0	0.0	28.5	31.1
	Stearns	24720	798	798	100.0	0	0.0	9.6	11.1

Access Detail By County

August 26, 2024

Access Analysis
 Sanford Health Plan Network Analysis
 - Time

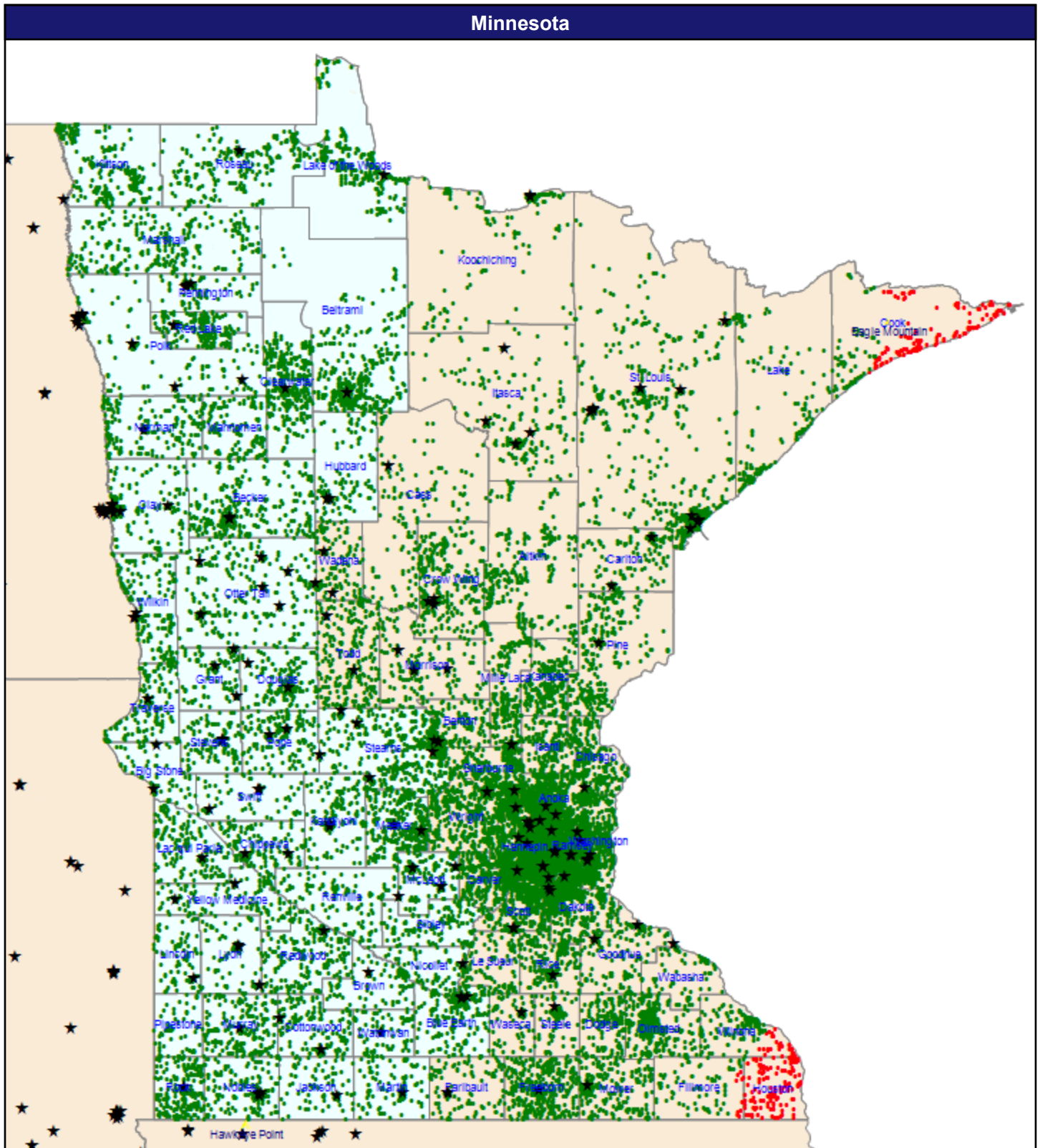
Employee / Provider Groups

Minnesota Members (Minnesota
 Service Area)
 Gastroenterology

¹ The Access Standard is defined as
 (Minnesota Members (Minnesota
 Service Area)) employees accessing:
 1 (Gastroenterology) provider in 60
 miles and 60 minutes

All Employees									
State Name	County	County SSA	Employee	With Access ¹		Without Access ¹		Average Distance	Average Time
			#	#	%	#	%	1	1
Minnesota	Stevens	24740	199	199	100.0	0	0.0	37.7	41.1
	Swift	24750	102	102	100.0	0	0.0	29.7	32.4
	Traverse	24770	259	259	100.0	0	0.0	31.6	34.5
	Watonwan	24820	131	131	100.0	0	0.0	29.3	31.9
	Wilkin	24830	282	282	100.0	0	0.0	13.3	14.5
	Yellow Medicine	24860	199	199	100.0	0	0.0	21.3	23.2
	Grand Totals			11,867	10,814	91.1	1,053	8.9	28.5

General Surgery



© 2024 Quest Analytics, LLC.

August 26, 2024

General Surgery

525 providers at 380 locations

★ All providers

Sanford Health Plan Network Analysis - Census

Employee Group

Minnesota Members

Provider Group

General Surgery

35,677 employee locations

● With access (35,299)

● Without access (378)

The Access Standard is defined as (Minnesota Members) employees accessing:

1 (General Surgery) provider in 60 miles

Service Areas

□ Minnesota Service Area

52.60 miles

Access Detail By County

August 26, 2024

Access Analysis
 Sanford Health Plan Network Analysis
 - Time
 Employee / Provider Groups
 Minnesota Members (Minnesota
 Service Area)
 General Surgery

¹ The Access Standard is defined as
 (Minnesota Members (Minnesota
 Service Area)) employees accessing:
 1 (General Surgery) provider in 60
 miles and 60 minutes

All Employees									
State Name	County	County SSA	Employee			Without Access ¹		Average Distance	Average Time
			#	#	%	#	%	1	1
Minnesota	Becker	24020	364	364	100.0	0	0.0	10.4	11.3
	Beltrami	24030	450	450	100.0	0	0.0	12.8	13.9
	Big Stone	24050	101	101	100.0	0	0.0	6.6	7.1
	Blue Earth	24060	347	347	100.0	0	0.0	7.0	7.6
	Brown	24070	135	135	100.0	0	0.0	12.0	13.0
	Chippewa	24110	266	266	100.0	0	0.0	5.6	6.1
	Clay	24130	324	324	100.0	0	0.0	5.2	5.7
	Clearwater	24140	387	387	100.0	0	0.0	10.6	11.5
	Cottonwood	24160	255	255	100.0	0	0.0	7.1	7.7
	Douglas	24200	191	191	100.0	0	0.0	6.2	6.7
	Grant	24250	127	127	100.0	0	0.0	7.2	7.8
	Hubbard	24280	110	110	100.0	0	0.0	10.3	11.2
	Jackson	24310	107	107	100.0	0	0.0	8.8	9.5
	Kandiyohi	24330	231	231	100.0	0	0.0	6.8	7.4
	Kittson	24340	356	356	100.0	0	0.0	26.5	29.0
	Lac qui Parle	24360	265	265	100.0	0	0.0	9.9	10.8
	Lake of the Woods	24380	339	336	99.1	3	0.9	17.4	18.9
	Lincoln	24400	118	118	100.0	0	0.0	11.9	12.9
	Lyon	24410	136	136	100.0	0	0.0	5.8	6.2
	Mahnomen	24430	220	220	100.0	0	0.0	23.0	25.1
	Marshall	24440	388	388	100.0	0	0.0	24.4	26.6
	Martin	24450	200	200	100.0	0	0.0	7.8	8.4
	McLeod	24420	199	199	100.0	0	0.0	3.7	4.0
	Meeker	24460	512	512	100.0	0	0.0	6.6	7.2
	Murray	24500	321	321	100.0	0	0.0	8.8	9.5
	Nicollet	24510	161	161	100.0	0	0.0	7.5	8.1
	Nobles	24520	268	268	100.0	0	0.0	7.8	8.4
	Norman	24530	286	286	100.0	0	0.0	12.1	13.1
	Otter Tail	24550	302	302	100.0	0	0.0	6.6	7.2
	Pennington	24560	145	145	100.0	0	0.0	4.9	5.3
	Pipestone	24580	106	106	100.0	0	0.0	21.3	23.2
	Polk	24590	156	156	100.0	0	0.0	7.4	8.0
	Pope	24600	232	232	100.0	0	0.0	5.7	6.2
	Red Lake	24620	346	346	100.0	0	0.0	10.0	10.8
	Redwood	24630	335	335	100.0	0	0.0	10.5	11.4
	Renville	24640	157	157	100.0	0	0.0	15.7	17.1
	Rock	24660	440	440	100.0	0	0.0	6.7	7.3
	Roseau	24670	347	347	100.0	0	0.0	15.4	16.8
	Sibley	24710	167	167	100.0	0	0.0	15.1	16.4
	Stearns	24720	798	798	100.0	0	0.0	6.4	7.2

Access Detail By County

August 26, 2024

Access Analysis
 Sanford Health Plan Network Analysis
 - Time
 Employee / Provider Groups
 Minnesota Members (Minnesota
 Service Area)
 General Surgery

¹ The Access Standard is defined as
 (Minnesota Members (Minnesota
 Service Area)) employees accessing:
 1 (General Surgery) provider in 60
 miles and 60 minutes

All Employees									
State Name	County	County SSA	Employee	With Access ¹		Without Access ¹		Average Distance	Average Time
			#	#	%	#	%	1	1
Minnesota	Stevens	24740	199	199	100.0	0	0.0	6.5	7.0
	Swift	24750	102	102	100.0	0	0.0	6.1	6.6
	Traverse	24770	259	259	100.0	0	0.0	7.9	8.6
	Watonwan	24820	131	131	100.0	0	0.0	8.7	9.5
	Wilkin	24830	282	282	100.0	0	0.0	10.5	11.4
	Yellow Medicine	24860	199	199	100.0	0	0.0	9.3	10.1
	Grand Totals			11,867	11,864	99.9	3	0.1	10.3

Access Detail By County

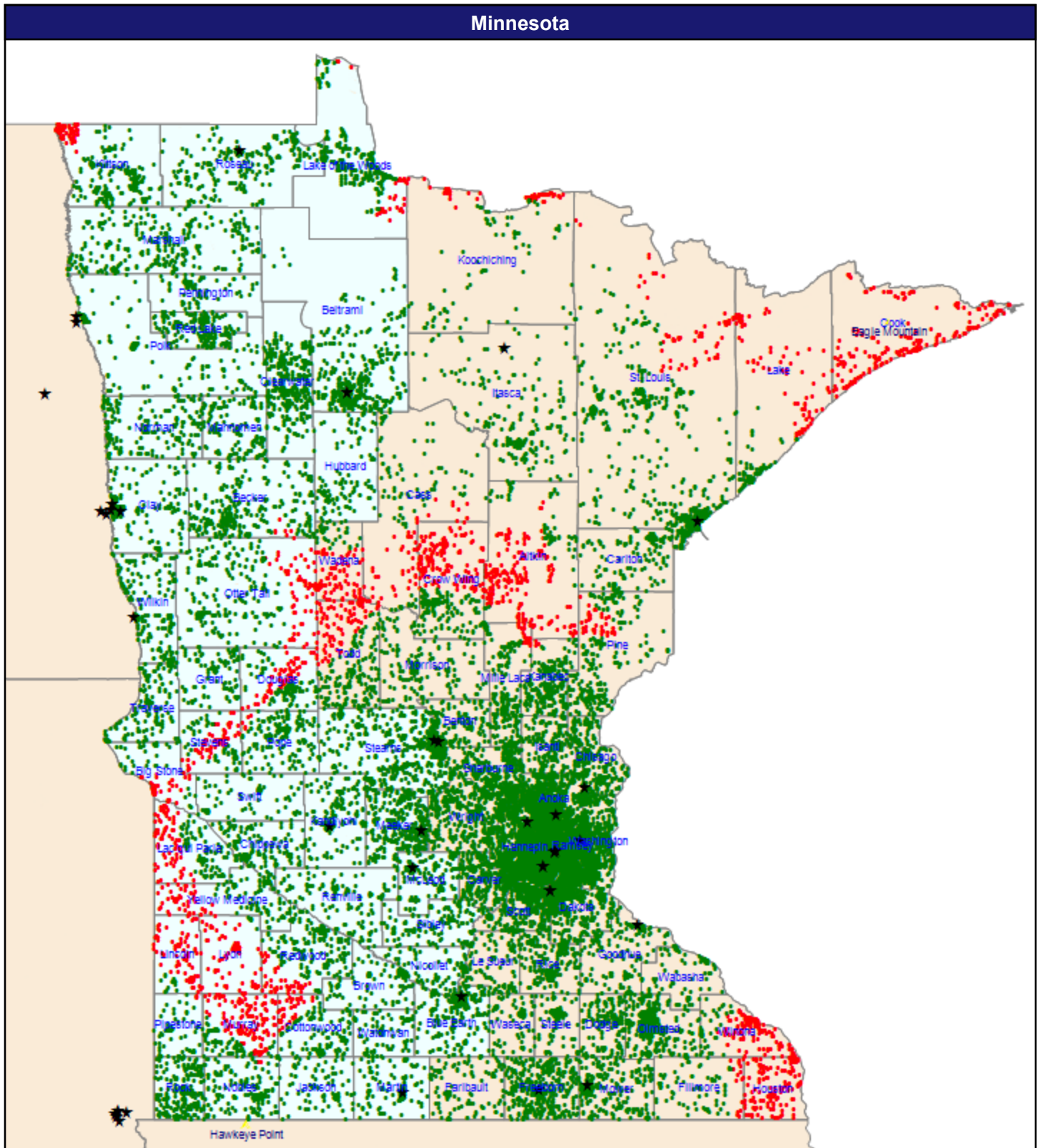
August 26, 2024

Access Analysis
 Sanford Health Plan Network Analysis
 - Time
 Employee / Provider Groups
 Minnesota Members (Minnesota
 Service Area)
 Genetics

¹ The Access Standard is defined as
 (Minnesota Members (Minnesota
 Service Area)) employees accessing:
 1 (Genetics) provider in 60 miles and
 60 minutes

All Employees									
State Name	County	County SSA	Employee			Without Access ¹		Average Distance	Average Time
			#	#	%	#	%	1	1
Minnesota	Becker	24020	364	364	100.0	0	0.0	14.0	15.2
	Beltrami	24030	450	0	0.0	450	100.0	81.1	88.4
	Big Stone	24050	101	1	1.0	100	99.0	68.8	75.0
	Blue Earth	24060	347	0	0.0	347	100.0	66.9	80.3
	Brown	24070	135	0	0.0	135	100.0	80.2	95.3
	Chippewa	24110	266	6	2.3	260	97.7	66.7	72.7
	Clay	24130	324	324	100.0	0	0.0	9.3	10.6
	Clearwater	24140	387	71	18.3	316	81.7	61.1	66.6
	Cottonwood	24160	255	0	0.0	255	100.0	88.3	96.4
	Douglas	24200	191	191	100.0	0	0.0	8.2	8.9
	Grant	24250	127	127	100.0	0	0.0	32.8	35.7
	Hubbard	24280	110	65	59.1	45	40.9	52.4	57.1
	Jackson	24310	107	0	0.0	107	100.0	84.3	92.0
	Kandiyohi	24330	231	85	36.8	146	63.2	54.8	60.6
	Kittson	24340	356	68	19.1	288	80.9	61.0	66.8
	Lac qui Parle	24360	265	0	0.0	265	100.0	79.2	86.3
	Lake of the Woods	24380	339	0	0.0	339	100.0	122.1	133.2
	Lincoln	24400	118	2	1.7	116	98.3	68.3	74.4
	Lyon	24410	136	0	0.0	136	100.0	84.4	92.0
	Mahnomen	24430	220	220	100.0	0	0.0	36.8	40.0
	Marshall	24440	388	289	74.5	99	25.5	44.6	48.7
	Martin	24450	200	0	0.0	200	100.0	102.5	119.3
	McLeod	24420	199	176	88.4	23	11.6	45.8	51.8
	Meeker	24460	512	497	97.1	15	2.9	39.2	44.0
	Murray	24500	321	9	2.8	312	97.2	66.4	72.4
	Nicollet	24510	161	3	1.9	158	98.1	61.6	73.9
	Nobles	24520	268	101	37.7	167	62.3	54.8	59.8
	Norman	24530	286	285	99.7	1	0.3	36.6	39.8
	Otter Tail	24550	302	302	100.0	0	0.0	32.5	35.4
	Pennington	24560	145	132	91.0	13	9.0	45.8	49.9
	Pipestone	24580	106	91	85.8	15	14.2	47.4	51.7
	Polk	24590	156	133	85.3	23	14.7	33.1	36.0
	Pope	24600	232	232	100.0	0	0.0	21.4	23.3
	Red Lake	24620	346	298	86.1	48	13.9	43.4	47.3
	Redwood	24630	335	0	0.0	335	100.0	92.5	102.5
	Renville	24640	157	0	0.0	157	100.0	74.9	83.5
	Rock	24660	440	440	100.0	0	0.0	31.0	33.8
	Roseau	24670	347	0	0.0	347	100.0	93.8	102.3
	Sibley	24710	167	87	52.1	80	47.9	48.7	58.4
	Stearns	24720	798	798	100.0	0	0.0	14.9	17.5

Infectious Disease



© 2024 Quest Analytics, LLC.

August 26, 2024

Infectious Disease

181 providers at 70 locations

★ All providers

Sanford Health Plan Network Analysis - Census

Employee Group

Minnesota Members

Provider Group

Infectious Disease

35,677 employee locations

● With access (32,813)

● Without access (2,864)

The Access Standard is defined as (Minnesota Members) employees accessing:

1 (Infectious Disease) provider in 60 miles

Service Areas

□ Minnesota Service Area

52.60 miles

Access Detail By County

August 26, 2024

Access Analysis
 Sanford Health Plan Network Analysis
 - Time
 Employee / Provider Groups
 Minnesota Members (Minnesota
 Service Area)
 Infectious Disease

¹ The Access Standard is defined as
 (Minnesota Members (Minnesota
 Service Area)) employees accessing:
 1 (Infectious Disease) provider in 60
 miles and 60 minutes

All Employees									
State Name	County	County SSA	Employee			Without Access ¹		Average Distance	Average Time
			#	#	%	#	%	1	1
Minnesota	Becker	24020	364	325	89.3	39	10.7	44.3	48.3
	Beltrami	24030	450	450	100.0	0	0.0	13.2	14.3
	Big Stone	24050	101	27	26.7	74	73.3	60.4	65.8
	Blue Earth	24060	347	347	100.0	0	0.0	7.9	8.6
	Brown	24070	135	135	100.0	0	0.0	36.4	39.7
	Chippewa	24110	266	266	100.0	0	0.0	35.1	38.2
	Clay	24130	324	324	100.0	0	0.0	8.8	9.7
	Clearwater	24140	387	387	100.0	0	0.0	28.0	30.5
	Cottonwood	24160	255	172	67.5	83	32.5	48.9	53.3
	Douglas	24200	191	27	14.1	164	85.9	58.9	64.2
	Grant	24250	127	114	89.8	13	10.2	45.4	49.5
	Hubbard	24280	110	110	100.0	0	0.0	33.1	36.0
	Jackson	24310	107	107	100.0	0	0.0	35.2	38.4
	Kandiyohi	24330	231	231	100.0	0	0.0	8.7	9.4
	Kittson	24340	356	224	62.9	132	37.1	52.2	57.2
	Lac qui Parle	24360	265	95	35.8	170	64.2	57.8	63.0
	Lake of the Woods	24380	339	219	64.6	120	35.4	49.2	53.6
	Lincoln	24400	118	0	0.0	118	100.0	66.4	80.7
	Lyon	24410	136	0	0.0	136	100.0	69.1	76.3
	Mahnomen	24430	220	210	95.5	10	4.5	49.3	53.7
	Marshall	24440	388	388	100.0	0	0.0	37.9	41.3
	Martin	24450	200	200	100.0	0	0.0	8.9	9.6
	McLeod	24420	199	199	100.0	0	0.0	10.6	11.5
	Meeker	24460	512	512	100.0	0	0.0	13.0	14.1
	Murray	24500	321	0	0.0	321	100.0	63.4	74.4
	Nicollet	24510	161	161	100.0	0	0.0	13.8	15.0
	Nobles	24520	268	88	32.8	180	67.2	50.8	60.7
	Norman	24530	286	280	97.9	6	2.1	35.7	38.9
	Otter Tail	24550	302	202	66.9	100	33.1	46.4	50.5
	Pennington	24560	145	143	98.6	2	1.4	47.0	51.2
	Pipestone	24580	106	83	78.3	23	21.7	44.8	56.9
	Polk	24590	156	153	98.1	3	1.9	29.8	32.5
	Pope	24600	232	209	90.1	23	9.9	46.8	51.0
	Red Lake	24620	346	301	87.0	45	13.0	44.7	48.8
	Redwood	24630	335	223	66.6	112	33.4	50.4	54.9
	Renville	24640	157	157	100.0	0	0.0	28.8	31.4
	Rock	24660	440	440	100.0	0	0.0	28.3	37.1
	Roseau	24670	347	347	100.0	0	0.0	15.6	16.9
	Sibley	24710	167	167	100.0	0	0.0	27.0	29.6
	Stearns	24720	798	798	100.0	0	0.0	15.1	17.7

Access Detail By County

August 26, 2024

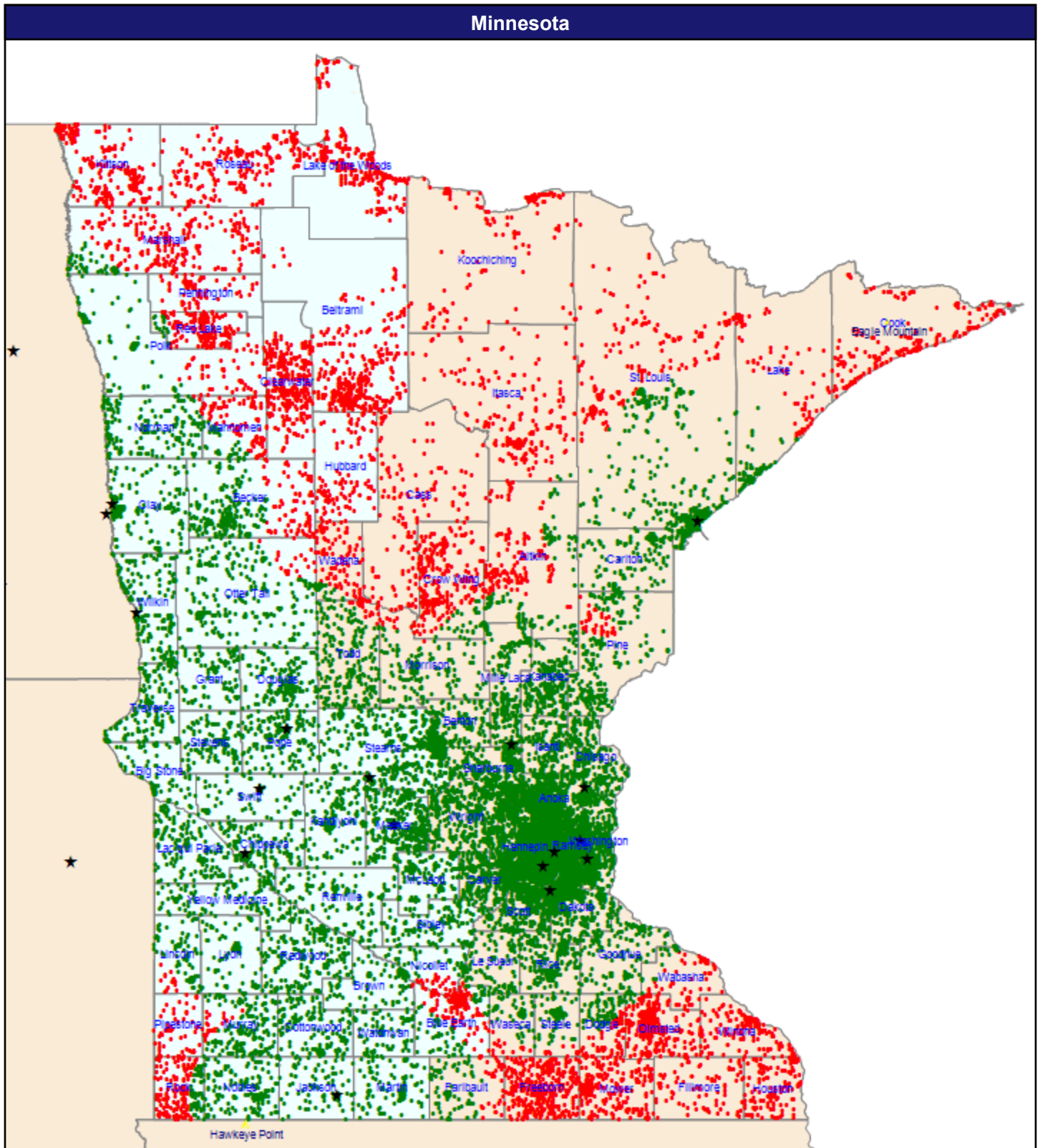
Access Analysis
 Sanford Health Plan Network Analysis
 - Time

Employee / Provider Groups
 Minnesota Members (Minnesota
 Service Area)
 Infectious Disease

¹ The Access Standard is defined as
 (Minnesota Members (Minnesota
 Service Area)) employees accessing:
 1 (Infectious Disease) provider in 60
 miles and 60 minutes

All Employees									
State Name	County	County SSA	Employee	With Access ¹		Without Access ¹		Average Distance	Average Time
			#	#	%	#	%	1	1
Minnesota	Stevens	24740	199	33	16.6	166	83.4	60.4	65.9
	Swift	24750	102	100	98.0	2	2.0	39.1	42.6
	Traverse	24770	259	259	100.0	0	0.0	36.4	39.7
	Watonwan	24820	131	131	100.0	0	0.0	29.6	32.2
	Wilkin	24830	282	282	100.0	0	0.0	13.3	14.5
	Yellow Medicine	24860	199	122	61.3	77	38.7	55.2	60.1
	Grand Totals			11,867	9,748	82.1	2,119	17.9	34.1

Mammography



© 2024 Quest Analytics, LLC.

August 26, 2024

Mammography

29 providers at 29 locations

★ All providers

Sanford Health Plan Network Analysis - Census

Employee Group

Minnesota Members

Provider Group

Mammography

35,677 employee locations

● With access (27,281)

● Without access (8,396)

The Access Standard is defined as (Minnesota Members) employees accessing:

1 (Mammography) provider in 60 miles

Service Areas

Minnesota Service Area

52.60 miles

Access Detail By County

August 26, 2024

Access Analysis
 Sanford Health Plan Network Analysis
 - Time
 Employee / Provider Groups
 Minnesota Members (Minnesota
 Service Area)
 Mammography

¹ The Access Standard is defined as
 (Minnesota Members (Minnesota
 Service Area)) employees accessing:
 1 (Mammography) provider in 60 miles
 and 60 minutes

All Employees									
State Name	County	County SSA	Employee	With Access ¹		Without Access ¹		Average Distance	Average Time
			#	#	%	#	%	1	1
Minnesota	Becker	24020	364	252	69.2	112	30.8	51.9	56.6
	Beltrami	24030	450	0	0.0	450	100.0	107.0	116.7
	Big Stone	24050	101	101	100.0	0	0.0	42.3	46.1
	Blue Earth	24060	347	21	6.1	326	93.9	62.2	71.9
	Brown	24070	135	71	52.6	64	47.4	52.1	56.7
	Chippewa	24110	266	266	100.0	0	0.0	8.7	9.5
	Clay	24130	324	324	100.0	0	0.0	10.3	11.5
	Clearwater	24140	387	0	0.0	387	100.0	88.3	96.3
	Cottonwood	24160	255	255	100.0	0	0.0	29.8	32.5
	Douglas	24200	191	191	100.0	0	0.0	21.2	23.1
	Grant	24250	127	127	100.0	0	0.0	39.6	43.2
	Hubbard	24280	110	0	0.0	110	100.0	91.7	100.0
	Jackson	24310	107	107	100.0	0	0.0	11.8	12.8
	Kandiyohi	24330	231	231	100.0	0	0.0	22.8	24.9
	Kittson	24340	356	0	0.0	356	100.0	83.9	91.9
	Lac qui Parle	24360	265	265	100.0	0	0.0	25.0	27.2
	Lake of the Woods	24380	339	0	0.0	339	100.0	150.9	164.6
	Lincoln	24400	118	62	52.5	56	47.5	55.1	60.1
	Lyon	24410	136	134	98.5	2	1.5	39.8	43.4
	Mahnomen	24430	220	28	12.7	192	87.3	61.4	66.9
	Marshall	24440	388	43	11.1	345	88.9	73.4	80.0
	Martin	24450	200	200	100.0	0	0.0	26.2	28.5
	McLeod	24420	199	199	100.0	0	0.0	29.1	32.0
	Meeker	24460	512	512	100.0	0	0.0	9.1	9.9
	Murray	24500	321	208	64.8	113	35.2	52.6	57.3
	Nicollet	24510	161	22	13.7	139	86.3	59.0	68.3
	Nobles	24520	268	263	98.1	5	1.9	37.7	41.1
	Norman	24530	286	270	94.4	16	5.6	38.3	41.8
	Otter Tail	24550	302	239	79.1	63	20.9	42.3	46.1
	Pennington	24560	145	0	0.0	145	100.0	75.0	81.8
	Pipestone	24580	106	0	0.0	106	100.0	71.4	77.8
	Polk	24590	156	91	58.3	65	41.7	54.8	59.8
	Pope	24600	232	232	100.0	0	0.0	8.3	9.0
	Red Lake	24620	346	0	0.0	346	100.0	70.0	76.4
	Redwood	24630	335	314	93.7	21	6.3	49.5	53.9
	Renville	24640	157	157	100.0	0	0.0	37.4	40.7
	Rock	24660	440	2	0.5	438	99.5	63.5	69.2
	Roseau	24670	347	0	0.0	347	100.0	118.8	129.6
	Sibley	24710	167	167	100.0	0	0.0	41.8	47.7
	Stearns	24720	798	798	100.0	0	0.0	24.8	27.5

Access Detail By County

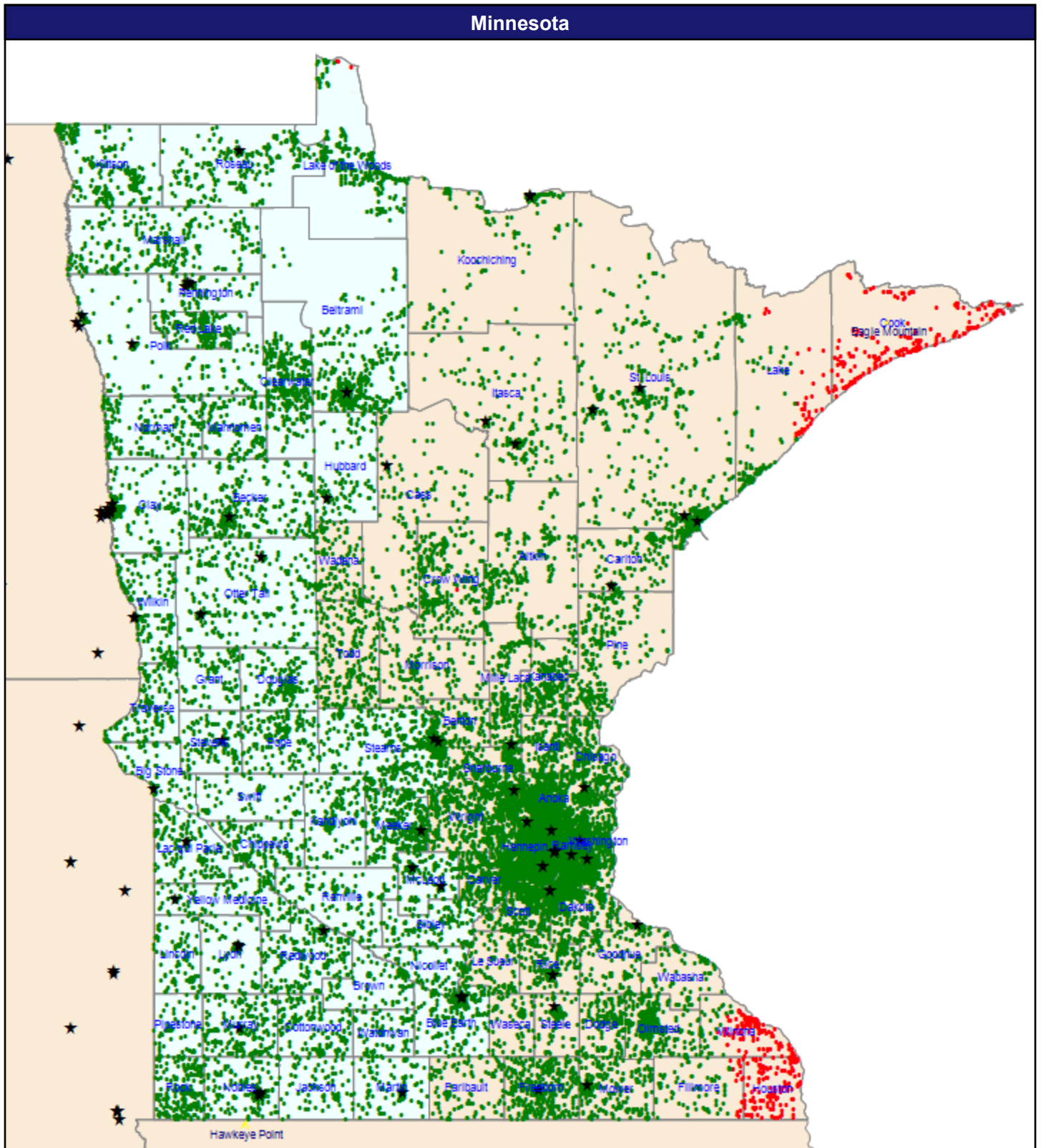
August 26, 2024

Access Analysis
 Sanford Health Plan Network Analysis
 - Time
 Employee / Provider Groups
 Minnesota Members (Minnesota
 Service Area)
 Mammography

¹ The Access Standard is defined as
 (Minnesota Members (Minnesota
 Service Area)) employees accessing:
 1 (Mammography) provider in 60 miles
 and 60 minutes

All Employees									
State Name	County	County SSA	Employee	With Access ¹		Without Access ¹		Average Distance	Average Time
			#	#	%	#	%	1	1
Minnesota	Stevens	24740	199	199	100.0	0	0.0	27.9	30.4
	Swift	24750	102	102	100.0	0	0.0	12.8	13.9
	Traverse	24770	259	259	100.0	0	0.0	37.6	41.0
	Watonwan	24820	131	131	100.0	0	0.0	39.6	43.2
	Wilkin	24830	282	282	100.0	0	0.0	12.9	14.1
	Yellow Medicine	24860	199	199	100.0	0	0.0	26.3	28.7
	Grand Totals			11,867	7,324	61.7	4,543	38.3	49.9

Nephrology



© 2024 Quest Analytics, LLC.

August 26, 2024

Nephrology

196 providers at 154 locations

★ All providers

Sanford Health Plan Network Analysis - Census

Employee Group

Minnesota Members

Provider Group

Nephrology

35,677 employee locations

● With access (35,004)

● Without access (673)

The Access Standard is defined as (Minnesota Members) employees accessing:

1 (Nephrology) provider in 60 miles

Service Areas

□ Minnesota Service Area

52.60 miles

Access Detail By County

August 26, 2024

Access Analysis
Sanford Health Plan Network Analysis
- Time

Employee / Provider Groups

Minnesota Members (Minnesota
Service Area)
Nephrology

¹ The Access Standard is defined as
(Minnesota Members (Minnesota
Service Area)) employees accessing:
1 (Nephrology) provider in 60 miles
and 60 minutes

All Employees									
State Name	County	County SSA	Employee			Without Access ¹		Average Distance	Average Time
			#	#	%	#	%	1	1
Minnesota	Becker	24020	364	364	100.0	0	0.0	11.0	12.0
	Beltrami	24030	450	450	100.0	0	0.0	13.0	14.2
	Big Stone	24050	101	101	100.0	0	0.0	10.8	11.7
	Blue Earth	24060	347	347	100.0	0	0.0	7.6	8.3
	Brown	24070	135	135	100.0	0	0.0	29.3	31.9
	Chippewa	24110	266	266	100.0	0	0.0	28.4	30.9
	Clay	24130	324	324	100.0	0	0.0	9.4	10.8
	Clearwater	24140	387	387	100.0	0	0.0	27.7	30.2
	Cottonwood	24160	255	255	100.0	0	0.0	32.3	35.1
	Douglas	24200	191	191	100.0	0	0.0	40.3	43.9
	Grant	24250	127	127	100.0	0	0.0	22.8	24.9
	Hubbard	24280	110	110	100.0	0	0.0	10.7	11.6
	Jackson	24310	107	107	100.0	0	0.0	25.0	27.2
	Kandiyohi	24330	231	231	100.0	0	0.0	36.4	39.6
	Kittson	24340	356	356	100.0	0	0.0	36.8	40.2
	Lac qui Parle	24360	265	265	100.0	0	0.0	9.6	10.4
	Lake of the Woods	24380	339	256	75.5	83	24.5	48.1	52.4
	Lincoln	24400	118	118	100.0	0	0.0	21.9	23.9
	Lyon	24410	136	136	100.0	0	0.0	9.2	10.0
	Mahnomen	24430	220	220	100.0	0	0.0	35.6	38.8
	Marshall	24440	388	388	100.0	0	0.0	26.1	28.5
	Martin	24450	200	200	100.0	0	0.0	8.9	9.6
	McLeod	24420	199	199	100.0	0	0.0	6.1	6.6
	Meeker	24460	512	512	100.0	0	0.0	13.3	14.4
	Murray	24500	321	321	100.0	0	0.0	10.1	11.0
	Nicollet	24510	161	161	100.0	0	0.0	13.3	14.5
	Nobles	24520	268	268	100.0	0	0.0	9.0	9.8
	Norman	24530	286	286	100.0	0	0.0	33.2	36.2
	Otter Tail	24550	302	302	100.0	0	0.0	14.1	15.3
	Pennington	24560	145	145	100.0	0	0.0	4.5	4.9
	Pipestone	24580	106	106	100.0	0	0.0	27.9	30.4
	Polk	24590	156	156	100.0	0	0.0	17.7	19.3
	Pope	24600	232	232	100.0	0	0.0	25.5	27.8
	Red Lake	24620	346	346	100.0	0	0.0	20.2	22.0
	Redwood	24630	335	335	100.0	0	0.0	13.3	14.5
	Renville	24640	157	157	100.0	0	0.0	20.1	21.9
	Rock	24660	440	440	100.0	0	0.0	28.2	31.5
	Roseau	24670	347	347	100.0	0	0.0	15.5	16.9
	Sibley	24710	167	167	100.0	0	0.0	19.2	20.9
	Stearns	24720	798	798	100.0	0	0.0	15.8	17.3

Access Detail By County

August 26, 2024

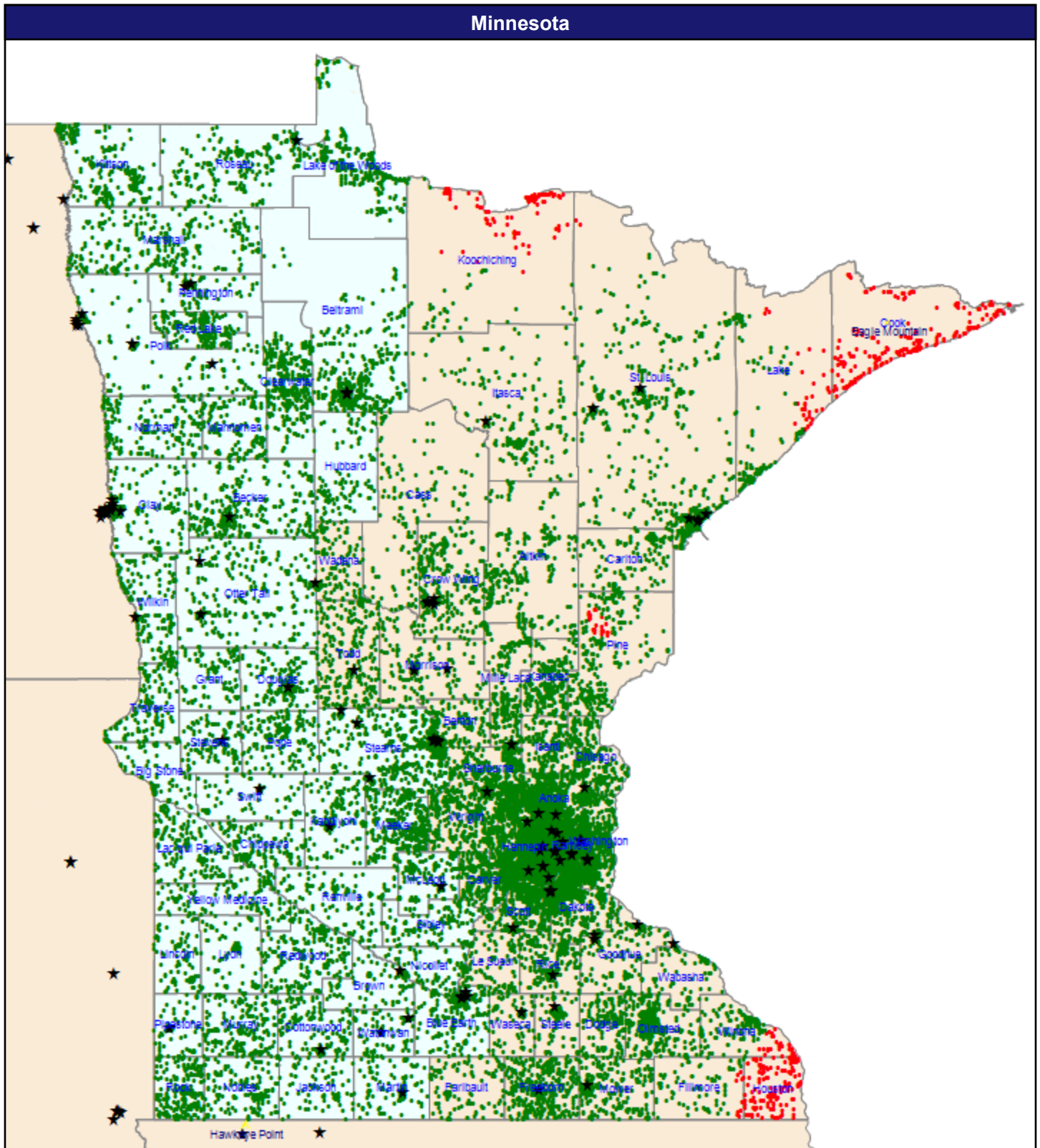
Access Analysis
 Sanford Health Plan Network Analysis
 - Time

Employee / Provider Groups
 Minnesota Members (Minnesota
 Service Area)
 Nephrology

¹ The Access Standard is defined as
 (Minnesota Members (Minnesota
 Service Area)) employees accessing:
 1 (Nephrology) provider in 60 miles
 and 60 minutes

All Employees									
State Name	County	County SSA	Employee	With Access ¹		Without Access ¹		Average Distance	Average Time
			#	#	%	#	%	1	1
Minnesota	Stevens	24740	199	199	100.0	0	0.0	6.9	7.5
	Swift	24750	102	102	100.0	0	0.0	28.6	31.1
	Traverse	24770	259	259	100.0	0	0.0	27.5	30.0
	Watonwan	24820	131	131	100.0	0	0.0	29.3	31.9
	Wilkin	24830	282	282	100.0	0	0.0	12.3	13.4
	Yellow Medicine	24860	199	199	100.0	0	0.0	18.3	19.9
	Grand Totals			11,867	11,784	99.3	83	0.7	20.0

Neurology and Neurological Surgery



© 2024 Quest Analytics, LLC.

August 26, 2024

Neurology and Neurological Surgery

661 providers at 224 locations

★ All providers

Sanford Health Plan Network Analysis - Census

Employee Group

Minnesota Members

Provider Group

Neurology and Neurological Surgery

35,677 employee locations

● With access (35,003)

● Without access (674)

The Access Standard is defined as (Minnesota Members) employees accessing:

1 (Neurology and Neurological Surgery) provider in 60 miles

Service Areas

□ Minnesota Service Area

52.60 miles

Access Detail By County

August 26, 2024

Access Analysis
 Sanford Health Plan Network Analysis
 - Time
 Employee / Provider Groups
 Minnesota Members (Minnesota
 Service Area)
 Neurology and Neurological Surgery

¹ The Access Standard is defined as
 (Minnesota Members (Minnesota
 Service Area)) employees accessing:
 1 (Neurology and Neurological
 Surgery) provider in 60 miles and 60
 minutes

All Employees											
State Name	County	County SSA	Employee			With Access ¹		Without Access ¹		Average Distance	Average Time
			#	#	%	#	%	1	1		
Minnesota	Becker	24020	364	364	100.0	0	0.0	13.4	14.6		
	Beltrami	24030	450	450	100.0	0	0.0	13.0	14.1		
	Big Stone	24050	101	101	100.0	0	0.0	34.5	37.6		
	Blue Earth	24060	347	347	100.0	0	0.0	6.5	7.1		
	Brown	24070	135	135	100.0	0	0.0	10.6	11.6		
	Chippewa	24110	266	266	100.0	0	0.0	26.6	29.0		
	Clay	24130	324	324	100.0	0	0.0	7.7	8.5		
	Clearwater	24140	387	387	100.0	0	0.0	25.3	27.6		
	Cottonwood	24160	255	255	100.0	0	0.0	11.8	12.8		
	Douglas	24200	191	191	100.0	0	0.0	8.1	8.8		
	Grant	24250	127	127	100.0	0	0.0	22.7	24.7		
	Hubbard	24280	110	110	100.0	0	0.0	29.9	32.6		
	Jackson	24310	107	107	100.0	0	0.0	16.9	18.4		
	Kandiyohi	24330	231	231	100.0	0	0.0	7.7	8.3		
	Kittson	24340	356	356	100.0	0	0.0	26.6	29.1		
	Lac qui Parle	24360	265	265	100.0	0	0.0	41.4	45.1		
	Lake of the Woods	24380	339	337	99.4	2	0.6	32.3	35.2		
	Lincoln	24400	118	118	100.0	0	0.0	28.5	31.0		
	Lyon	24410	136	136	100.0	0	0.0	47.0	51.2		
	Mahnomen	24430	220	220	100.0	0	0.0	26.7	29.0		
	Marshall	24440	388	388	100.0	0	0.0	25.0	27.2		
	Martin	24450	200	200	100.0	0	0.0	8.1	8.8		
	McLeod	24420	199	199	100.0	0	0.0	12.5	13.5		
	Meeker	24460	512	512	100.0	0	0.0	23.0	25.0		
	Murray	24500	321	321	100.0	0	0.0	27.7	30.1		
	Nicollet	24510	161	161	100.0	0	0.0	9.1	9.9		
	Nobles	24520	268	268	100.0	0	0.0	21.4	23.3		
	Norman	24530	286	286	100.0	0	0.0	29.9	32.6		
	Otter Tail	24550	302	302	100.0	0	0.0	12.7	13.8		
	Pennington	24560	145	145	100.0	0	0.0	5.2	5.6		
	Pipestone	24580	106	106	100.0	0	0.0	7.5	8.1		
	Polk	24590	156	156	100.0	0	0.0	9.3	10.2		
	Pope	24600	232	232	100.0	0	0.0	17.0	18.5		
	Red Lake	24620	346	346	100.0	0	0.0	15.7	17.1		
	Redwood	24630	335	335	100.0	0	0.0	37.4	40.7		
	Renville	24640	157	157	100.0	0	0.0	28.0	30.5		
	Rock	24660	440	440	100.0	0	0.0	24.1	26.5		
	Roseau	24670	347	347	100.0	0	0.0	22.2	24.2		
	Sibley	24710	167	167	100.0	0	0.0	16.8	18.3		
	Stearns	24720	798	798	100.0	0	0.0	7.3	8.1		

Access Detail By County

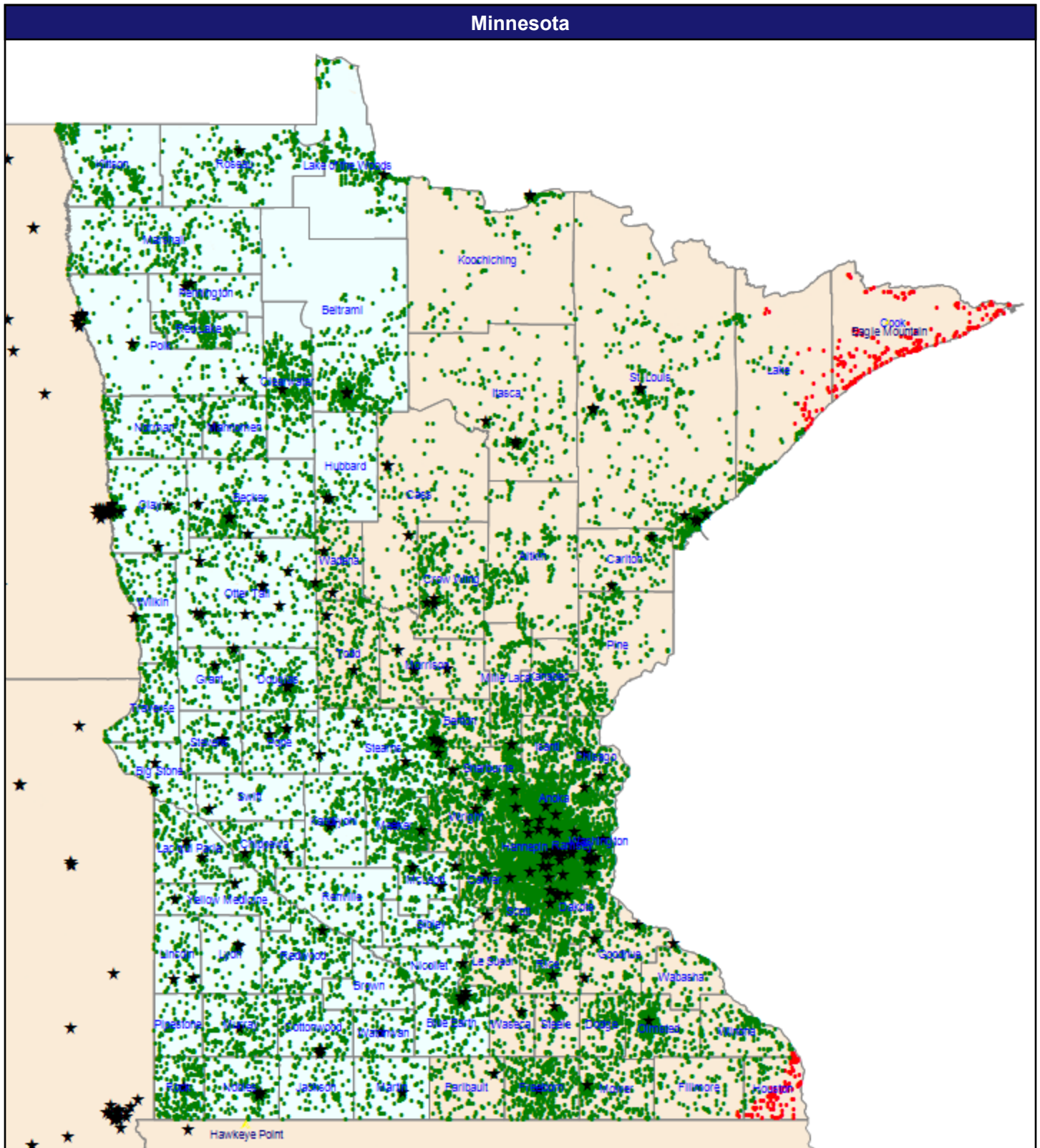
August 26, 2024

Access Analysis
 Sanford Health Plan Network Analysis
 - Time
 Employee / Provider Groups
 Minnesota Members (Minnesota
 Service Area)
 Neurology and Neurological Surgery

¹ The Access Standard is defined as
 (Minnesota Members (Minnesota
 Service Area)) employees accessing:
 1 (Neurology and Neurological
 Surgery) provider in 60 miles and 60
 minutes

All Employees									
State Name	County	County SSA	Employee	With Access ¹		Without Access ¹		Average Distance	Average Time
			#	#	%	#	%	1	1
Minnesota	Stevens	24740	199	199	100.0	0	0.0	6.9	7.5
	Swift	24750	102	102	100.0	0	0.0	12.5	13.6
	Traverse	24770	259	259	100.0	0	0.0	33.5	36.5
	Watonwan	24820	131	131	100.0	0	0.0	5.8	6.3
	Wilkin	24830	282	282	100.0	0	0.0	11.3	12.3
	Yellow Medicine	24860	199	199	100.0	0	0.0	43.0	46.9
	Grand Totals			11,867	11,865	99.9	2	0.1	19.6

OB/GYN Physicians, & CNM, Certified Professional Midwife, OB/GYN NP



© 2024 Quest Analytics, LLC.

August 26, 2024

OB/GYN Physicians, & Certified Nurse Midwife, Certified Professional Midwife, OB/GYN Nurse Practitioner

820 providers at 419 locations

★ All providers

Sanford Health Plan Network Analysis - Census

Employee Group

Minnesota Members

Provider Group

OB/GYN Physicians, & Certified Nurse Midwife, Certified Professional Midwife, OB/GYN Nurse Practitioner

35,677 employee locations

● With access (35,280)

● Without access (397)

The Access Standard is defined as (Minnesota Members) employees accessing:

1 (OB/GYN Physicians, & Certified Nurse Midwife, Certified Professional Midwife, OB/GYN Nurse Practitioner) provider in 60 miles

Service Areas

Access Detail By County

August 26, 2024

Access Analysis
Sanford Health Plan Network Analysis
- Time

Employee / Provider Groups
Minnesota Members (Minnesota Service Area)
OB/GYN Physicians, & Certified Nurse Midwife, Certified Professional Midwife, OB/GYN Nurse Practitioner

¹ The Access Standard is defined as (Minnesota Members (Minnesota Service Area)) employees accessing: 1 (OB/GYN Physicians, & Certified Nurse Midwife, Certified Professional Midwife, OB/GYN Nurse Practitioner) provider in 60 miles and 60 minutes

All Employees											
State Name	County	County SSA	Employee			With Access ¹		Without Access ¹		Average Distance	Average Time
			#	#	%	#	%	1	1		
Minnesota	Becker	24020	364	364	100.0	0	0.0	8.8	9.5		
	Beltrami	24030	450	450	100.0	0	0.0	12.6	13.7		
	Big Stone	24050	101	101	100.0	0	0.0	7.3	8.0		
	Blue Earth	24060	347	347	100.0	0	0.0	6.6	7.2		
	Brown	24070	135	135	100.0	0	0.0	24.1	26.2		
	Chippewa	24110	266	266	100.0	0	0.0	5.6	6.1		
	Clay	24130	324	324	100.0	0	0.0	3.9	4.3		
	Clearwater	24140	387	387	100.0	0	0.0	10.9	11.8		
	Cottonwood	24160	255	255	100.0	0	0.0	10.8	11.7		
	Douglas	24200	191	191	100.0	0	0.0	7.0	7.6		
	Grant	24250	127	127	100.0	0	0.0	9.8	10.6		
	Hubbard	24280	110	110	100.0	0	0.0	10.2	11.0		
	Jackson	24310	107	107	100.0	0	0.0	16.3	17.7		
	Kandiyohi	24330	231	231	100.0	0	0.0	7.3	7.9		
	Kittson	24340	356	356	100.0	0	0.0	35.7	39.1		
	Lac qui Parle	24360	265	265	100.0	0	0.0	5.6	6.0		
	Lake of the Woods	24380	339	336	99.1	3	0.9	17.4	18.9		
	Lincoln	24400	118	118	100.0	0	0.0	9.8	10.6		
	Lyon	24410	136	136	100.0	0	0.0	8.4	9.1		
	Mahnomen	24430	220	220	100.0	0	0.0	9.9	10.8		
	Marshall	24440	388	388	100.0	0	0.0	25.2	27.4		
	Martin	24450	200	200	100.0	0	0.0	8.1	8.8		
	McLeod	24420	199	199	100.0	0	0.0	4.4	4.8		
	Meeker	24460	512	512	100.0	0	0.0	6.8	7.3		
	Murray	24500	321	321	100.0	0	0.0	10.0	10.9		
	Nicollet	24510	161	161	100.0	0	0.0	8.4	9.1		
	Nobles	24520	268	268	100.0	0	0.0	7.9	8.6		
	Norman	24530	286	286	100.0	0	0.0	22.7	24.7		
	Otter Tail	24550	302	302	100.0	0	0.0	5.9	6.4		
	Pennington	24560	145	145	100.0	0	0.0	5.2	5.6		
	Pipestone	24580	106	106	100.0	0	0.0	17.7	19.3		
	Polk	24590	156	156	100.0	0	0.0	9.3	10.1		
	Pope	24600	232	232	100.0	0	0.0	5.9	6.4		
	Red Lake	24620	346	346	100.0	0	0.0	18.7	20.4		
	Redwood	24630	335	335	100.0	0	0.0	13.2	14.3		
	Renville	24640	157	157	100.0	0	0.0	18.3	19.9		
	Rock	24660	440	440	100.0	0	0.0	6.6	7.1		
	Roseau	24670	347	347	100.0	0	0.0	15.4	16.8		
	Sibley	24710	167	167	100.0	0	0.0	16.1	17.5		
	Stearns	24720	798	798	100.0	0	0.0	6.4	7.1		

Access Detail By County

August 26, 2024

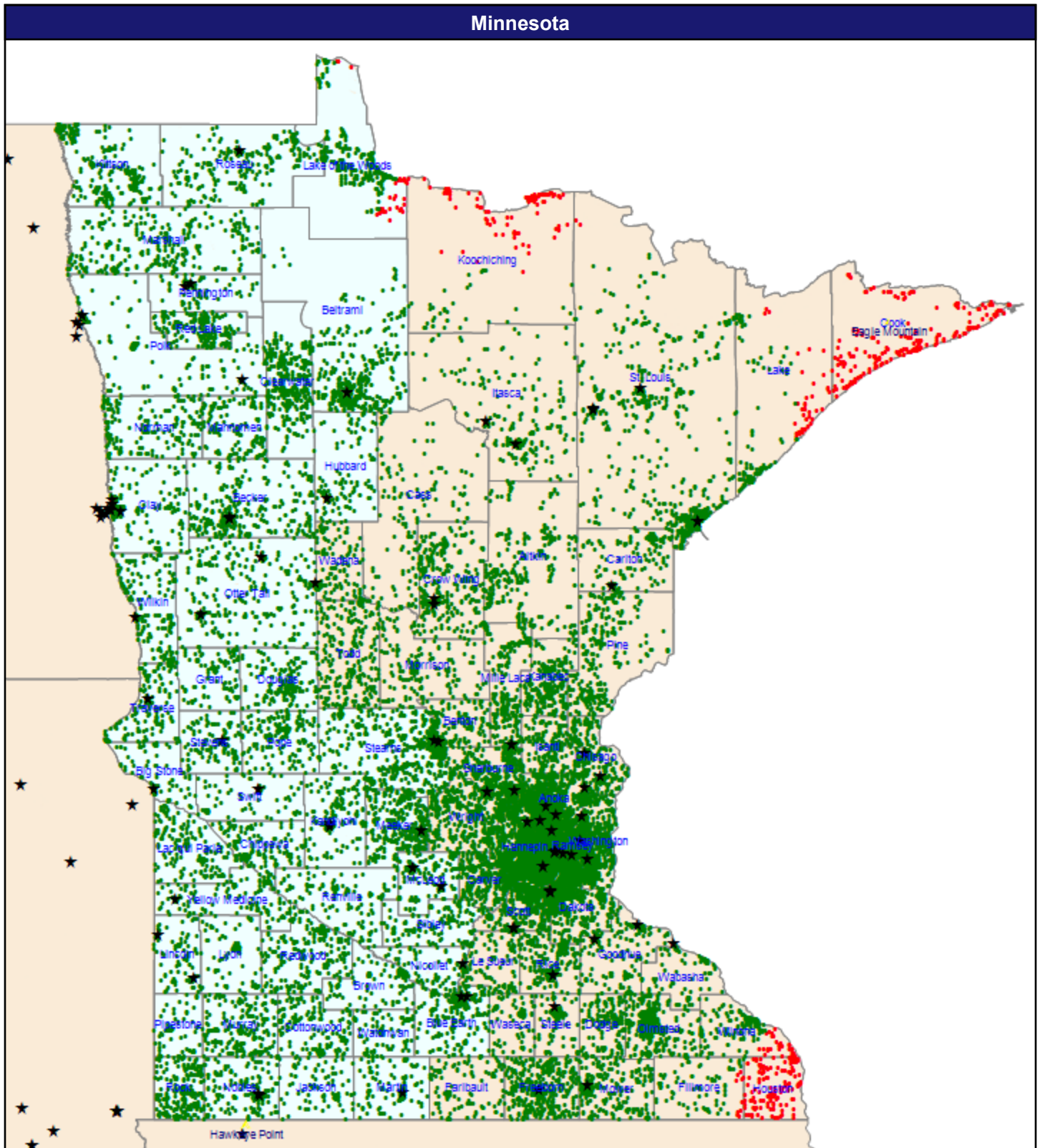
Access Analysis
 Sanford Health Plan Network Analysis
 - Time

Employee / Provider Groups
 Minnesota Members (Minnesota
 Service Area)
 OB/GYN Physicians, & Certified
 Nurse Midwife, Certified
 Professional Midwife, OB/GYN
 Nurse Practitioner

¹ The Access Standard is defined as
 (Minnesota Members (Minnesota
 Service Area)) employees accessing:
 1 (OB/GYN Physicians, & Certified
 Nurse Midwife, Certified Professional
 Midwife, OB/GYN Nurse Practitioner)
 provider in 60 miles and 60 minutes

All Employees									
State Name	County	County SSA	Employee	With Access ¹		Without Access ¹		Average Distance	Average Time
			#	#	%	#	%	1	1
Minnesota	Stevens	24740	199	199	100.0	0	0.0	6.5	7.1
	Swift	24750	102	102	100.0	0	0.0	15.1	16.5
	Traverse	24770	259	259	100.0	0	0.0	21.9	23.8
	Watonwan	24820	131	131	100.0	0	0.0	8.7	9.5
	Wilkin	24830	282	282	100.0	0	0.0	9.9	10.7
	Yellow Medicine	24860	199	199	100.0	0	0.0	9.3	10.1
	Grand Totals		11,867	11,864	99.9	3	0.1	11.5	12.5

Oncology Medical/Surgical



© 2024 Quest Analytics, LLC.

August 26, 2024

Oncology Medical/Surgical

339 providers at 162 locations

★ All providers

Sanford Health Plan Network Analysis - Census

Employee Group

Minnesota Members

Provider Group

Oncology Medical/Surgical

35,677 employee locations

● With access (34,972)

● Without access (705)

The Access Standard is defined as (Minnesota Members) employees accessing:

1 (Oncology Medical/Surgical) provider in 60 miles

Service Areas

□ Minnesota Service Area

52.60 miles

Access Detail By County

August 26, 2024

Access Analysis
 Sanford Health Plan Network Analysis
 - Time
 Employee / Provider Groups
 Minnesota Members (Minnesota
 Service Area)
 Oncology Medical/Surgical

¹ The Access Standard is defined as
 (Minnesota Members (Minnesota
 Service Area)) employees accessing:
 1 (Oncology Medical/Surgical) provider
 in 60 miles and 60 minutes

All Employees									
State Name	County	County SSA	Employee			Without Access ¹		Average Distance	Average Time
			#	#	%	#	%	1	1
Minnesota	Becker	24020	364	364	100.0	0	0.0	10.9	11.9
	Beltrami	24030	450	450	100.0	0	0.0	13.1	14.2
	Big Stone	24050	101	101	100.0	0	0.0	10.6	11.6
	Blue Earth	24060	347	347	100.0	0	0.0	7.5	8.1
	Brown	24070	135	135	100.0	0	0.0	34.1	37.1
	Chippewa	24110	266	266	100.0	0	0.0	26.6	28.9
	Clay	24130	324	324	100.0	0	0.0	8.4	9.2
	Clearwater	24140	387	387	100.0	0	0.0	21.0	22.9
	Cottonwood	24160	255	255	100.0	0	0.0	38.7	42.1
	Douglas	24200	191	191	100.0	0	0.0	37.8	41.2
	Grant	24250	127	127	100.0	0	0.0	21.1	23.0
	Hubbard	24280	110	110	100.0	0	0.0	12.2	13.3
	Jackson	24310	107	107	100.0	0	0.0	25.3	27.6
	Kandiyohi	24330	231	231	100.0	0	0.0	8.3	9.0
	Kittson	24340	356	356	100.0	0	0.0	35.7	39.1
	Lac qui Parle	24360	265	265	100.0	0	0.0	22.5	24.5
	Lake of the Woods	24380	339	219	64.6	120	35.4	49.2	53.6
	Lincoln	24400	118	118	100.0	0	0.0	7.4	8.0
	Lyon	24410	136	136	100.0	0	0.0	24.4	26.6
	Mahnomen	24430	220	220	100.0	0	0.0	23.6	25.7
	Marshall	24440	388	388	100.0	0	0.0	25.3	27.5
	Martin	24450	200	200	100.0	0	0.0	8.9	9.6
	McLeod	24420	199	199	100.0	0	0.0	6.0	6.5
	Meeker	24460	512	512	100.0	0	0.0	13.0	14.1
	Murray	24500	321	321	100.0	0	0.0	25.4	27.7
	Nicollet	24510	161	161	100.0	0	0.0	8.6	9.3
	Nobles	24520	268	268	100.0	0	0.0	9.1	9.9
	Norman	24530	286	286	100.0	0	0.0	32.4	35.3
	Otter Tail	24550	302	302	100.0	0	0.0	11.6	12.7
	Pennington	24560	145	145	100.0	0	0.0	5.2	5.6
	Pipestone	24580	106	106	100.0	0	0.0	24.8	27.0
	Polk	24590	156	156	100.0	0	0.0	15.3	16.7
	Pope	24600	232	232	100.0	0	0.0	24.3	26.5
	Red Lake	24620	346	346	100.0	0	0.0	19.0	20.7
	Redwood	24630	335	335	100.0	0	0.0	42.4	46.2
	Renville	24640	157	157	100.0	0	0.0	28.8	31.3
	Rock	24660	440	440	100.0	0	0.0	28.3	30.8
	Roseau	24670	347	347	100.0	0	0.0	15.5	16.9
	Sibley	24710	167	167	100.0	0	0.0	17.6	19.2
	Stearns	24720	798	798	100.0	0	0.0	15.0	17.6

Access Detail By County

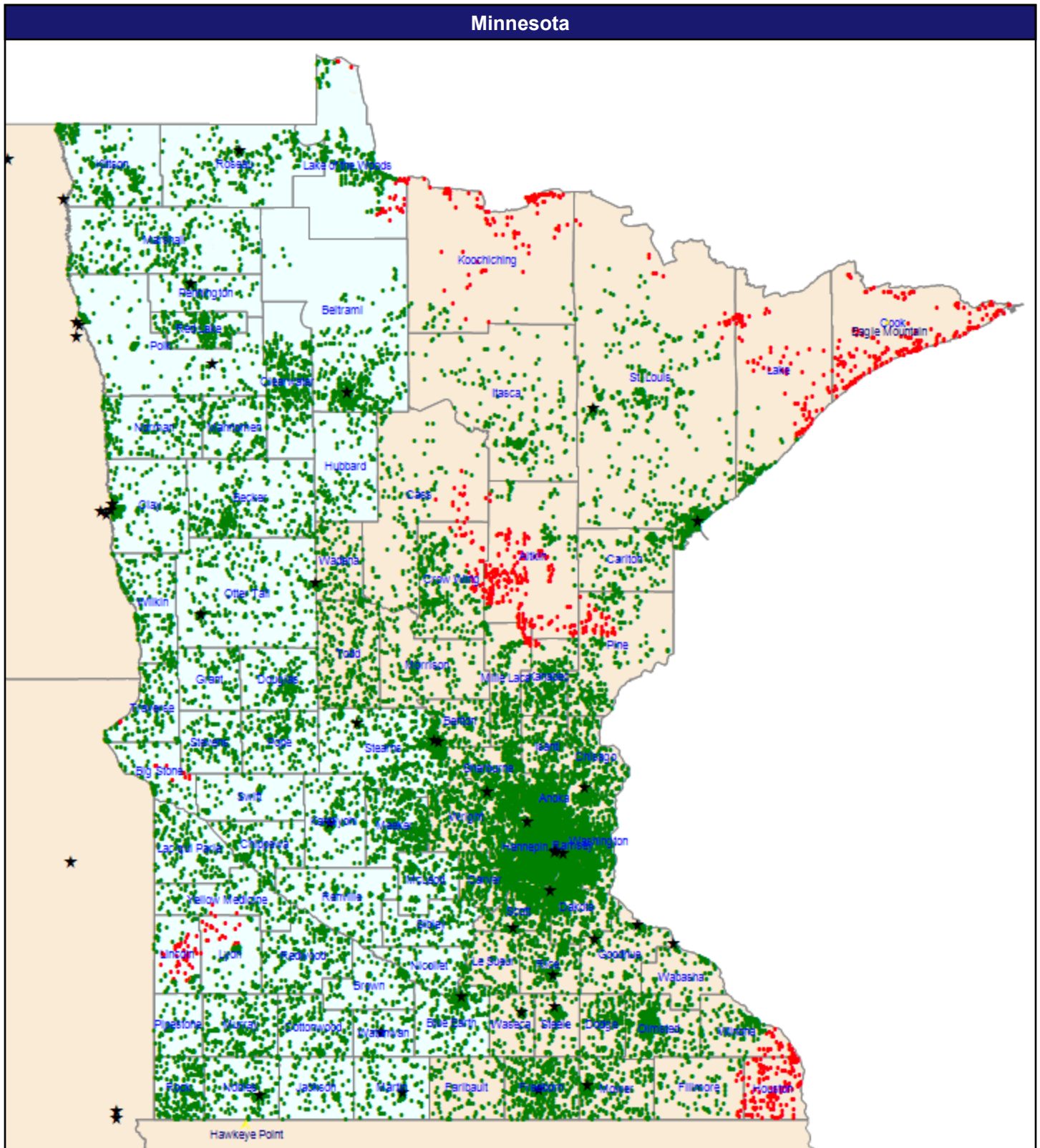
August 26, 2024

Access Analysis
 Sanford Health Plan Network Analysis
 - Time
 Employee / Provider Groups
 Minnesota Members (Minnesota
 Service Area)
 Oncology Medical/Surgical

¹ The Access Standard is defined as
 (Minnesota Members (Minnesota
 Service Area)) employees accessing:
 1 (Oncology Medical/Surgical) provider
 in 60 miles and 60 minutes

All Employees									
State Name	County	County SSA	Employee	With Access ¹		Without Access ¹		Average Distance	Average Time
			#	#	%	#	%	1	1
Minnesota	Stevens	24740	199	199	100.0	0	0.0	6.9	7.5
	Swift	24750	102	102	100.0	0	0.0	12.3	13.4
	Traverse	24770	259	259	100.0	0	0.0	9.5	10.3
	Watonwan	24820	131	131	100.0	0	0.0	29.6	32.2
	Wilkin	24830	282	282	100.0	0	0.0	12.0	13.1
	Yellow Medicine	24860	199	199	100.0	0	0.0	23.2	25.3
	Grand Totals			11,867	11,747	99.0	120	1.0	20.0

Oncology Radiation



© 2024 Quest Analytics, LLC.

August 26, 2024

Oncology Radiation

99 providers at 79 locations

★ All providers

Sanford Health Plan Network Analysis - Census

Employee Group

Minnesota Members

Provider Group

Oncology Radiation

35,677 employee locations

● With access (34,453)

● Without access (1,224)

The Access Standard is defined as (Minnesota Members) employees accessing:

1 (Oncology Radiation) provider in 60 miles

Service Areas

□ Minnesota Service Area

52.60 miles

Access Detail By County

August 26, 2024

Access Analysis
 Sanford Health Plan Network Analysis
 - Time
 Employee / Provider Groups
 Minnesota Members (Minnesota
 Service Area)
 Oncology Radiation

¹ The Access Standard is defined as
 (Minnesota Members (Minnesota
 Service Area)) employees accessing:
 1 (Oncology Radiation) provider in 60
 miles and 60 minutes

All Employees									
State Name	County	County SSA	Employee			Without Access ¹		Average Distance	Average Time
			#	#	%	#	%	1	1
Minnesota	Becker	24020	364	364	100.0	0	0.0	39.2	42.8
	Beltrami	24030	450	450	100.0	0	0.0	13.1	14.2
	Big Stone	24050	101	57	56.4	44	43.6	55.0	60.0
	Blue Earth	24060	347	347	100.0	0	0.0	7.8	8.4
	Brown	24070	135	135	100.0	0	0.0	26.7	29.0
	Chippewa	24110	266	266	100.0	0	0.0	35.5	38.6
	Clay	24130	324	324	100.0	0	0.0	9.9	11.3
	Clearwater	24140	387	387	100.0	0	0.0	25.5	27.8
	Cottonwood	24160	255	255	100.0	0	0.0	27.7	30.2
	Douglas	24200	191	191	100.0	0	0.0	35.7	38.9
	Grant	24250	127	127	100.0	0	0.0	26.9	29.3
	Hubbard	24280	110	110	100.0	0	0.0	30.0	32.7
	Jackson	24310	107	107	100.0	0	0.0	25.0	27.2
	Kandiyohi	24330	231	231	100.0	0	0.0	8.4	9.1
	Kittson	24340	356	356	100.0	0	0.0	26.5	29.0
	Lac qui Parle	24360	265	264	99.6	1	0.4	47.9	52.2
	Lake of the Woods	24380	339	219	64.6	120	35.4	49.2	53.6
	Lincoln	24400	118	20	16.9	98	83.1	59.6	65.0
	Lyon	24410	136	37	27.2	99	72.8	56.5	61.6
	Mahnomen	24430	220	220	100.0	0	0.0	29.4	32.0
	Marshall	24440	388	388	100.0	0	0.0	25.8	28.1
	Martin	24450	200	200	100.0	0	0.0	8.2	8.9
	McLeod	24420	199	199	100.0	0	0.0	40.4	44.1
	Meeker	24460	512	512	100.0	0	0.0	28.9	31.9
	Murray	24500	321	321	100.0	0	0.0	30.1	32.8
	Nicollet	24510	161	161	100.0	0	0.0	13.7	14.9
	Nobles	24520	268	268	100.0	0	0.0	9.9	10.7
	Norman	24530	286	286	100.0	0	0.0	31.9	34.7
	Otter Tail	24550	302	302	100.0	0	0.0	16.8	18.3
	Pennington	24560	145	145	100.0	0	0.0	5.5	6.0
	Pipestone	24580	106	103	97.2	3	2.8	45.2	49.2
	Polk	24590	156	156	100.0	0	0.0	15.8	17.2
	Pope	24600	232	232	100.0	0	0.0	32.0	34.8
	Red Lake	24620	346	346	100.0	0	0.0	17.3	18.8
	Redwood	24630	335	319	95.2	16	4.8	44.3	48.3
	Renville	24640	157	157	100.0	0	0.0	33.0	36.0
	Rock	24660	440	440	100.0	0	0.0	29.1	31.7
	Roseau	24670	347	347	100.0	0	0.0	15.5	16.9
	Sibley	24710	167	167	100.0	0	0.0	30.6	33.5
	Stearns	24720	798	798	100.0	0	0.0	10.2	11.7

Access Detail By County

August 26, 2024

Access Analysis
 Sanford Health Plan Network Analysis
 - Time

Employee / Provider Groups

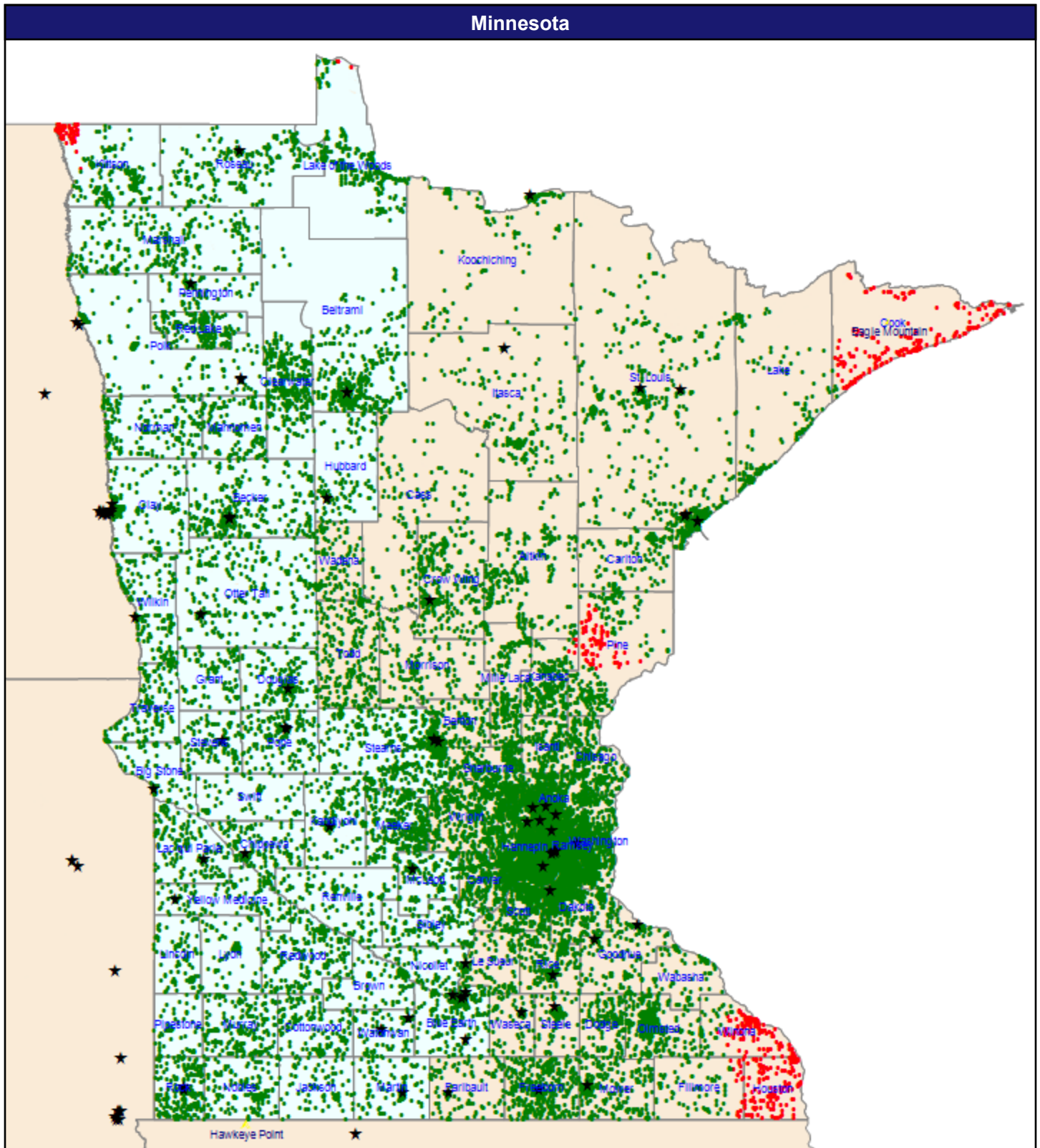
Minnesota Members (Minnesota
 Service Area)

Oncology Radiation

¹ The Access Standard is defined as
 (Minnesota Members (Minnesota
 Service Area)) employees accessing:
 1 (Oncology Radiation) provider in 60
 miles and 60 minutes

All Employees									
State Name	County	County SSA	Employee	With Access ¹		Without Access ¹		Average Distance	Average Time
			#	#	%	#	%	1	1
Minnesota	Stevens	24740	199	189	95.0	10	5.0	49.5	54.0
	Swift	24750	102	101	99.0	1	1.0	38.6	42.0
	Traverse	24770	259	239	92.3	20	7.7	45.7	49.8
	Watonwan	24820	131	131	100.0	0	0.0	8.7	9.5
	Wilkin	24830	282	282	100.0	0	0.0	24.3	26.8
	Yellow Medicine	24860	199	182	91.5	17	8.5	48.0	52.4
	Grand Totals			11,867	11,438	96.4	429	3.6	26.9

Ophthalmology



© 2024 Quest Analytics, LLC.

August 26, 2024

Ophthalmology

278 providers at 193 locations

★ All providers

Sanford Health Plan Network Analysis - Census

Employee Group
Minnesota Members
Provider Group
Ophthalmology

35,677 employee locations

● With access (34,888)

● Without access (789)

The Access Standard is defined as (Minnesota Members) employees accessing:

1 (Ophthalmology) provider in 60 miles

Service Areas

□ Minnesota Service Area

52.60 miles

Access Detail By County

August 26, 2024

Access Analysis
 Sanford Health Plan Network Analysis
 - Time
 Employee / Provider Groups
 Minnesota Members (Minnesota
 Service Area)
 Ophthalmology

¹ The Access Standard is defined as
 (Minnesota Members (Minnesota
 Service Area)) employees accessing:
 1 (Ophthalmology) provider in 60 miles
 and 60 minutes

All Employees									
State Name	County	County SSA	Employee			Without Access ¹		Average Distance	Average Time
			#	#	%	#	%	1	1
Minnesota	Becker	24020	364	364	100.0	0	0.0	11.0	11.9
	Beltrami	24030	450	450	100.0	0	0.0	13.0	14.2
	Big Stone	24050	101	101	100.0	0	0.0	11.1	12.1
	Blue Earth	24060	347	347	100.0	0	0.0	4.8	5.3
	Brown	24070	135	135	100.0	0	0.0	21.8	23.8
	Chippewa	24110	266	266	100.0	0	0.0	8.4	9.1
	Clay	24130	324	324	100.0	0	0.0	9.5	10.9
	Clearwater	24140	387	387	100.0	0	0.0	21.1	22.9
	Cottonwood	24160	255	255	100.0	0	0.0	29.1	31.7
	Douglas	24200	191	191	100.0	0	0.0	8.4	9.2
	Grant	24250	127	127	100.0	0	0.0	22.8	24.8
	Hubbard	24280	110	110	100.0	0	0.0	12.0	13.1
	Jackson	24310	107	107	100.0	0	0.0	28.3	30.8
	Kandiyohi	24330	231	231	100.0	0	0.0	8.6	9.4
	Kittson	24340	356	222	62.4	134	37.6	52.3	57.3
	Lac qui Parle	24360	265	265	100.0	0	0.0	10.6	11.5
	Lake of the Woods	24380	339	255	75.2	84	24.8	48.1	52.5
	Lincoln	24400	118	118	100.0	0	0.0	23.3	25.4
	Lyon	24410	136	136	100.0	0	0.0	36.9	40.2
	Mahnomen	24430	220	220	100.0	0	0.0	23.7	25.8
	Marshall	24440	388	388	100.0	0	0.0	28.1	30.6
	Martin	24450	200	200	100.0	0	0.0	7.9	8.6
	McLeod	24420	199	199	100.0	0	0.0	10.7	11.6
	Meeker	24460	512	512	100.0	0	0.0	21.5	23.5
	Murray	24500	321	321	100.0	0	0.0	39.6	43.2
	Nicollet	24510	161	161	100.0	0	0.0	7.3	8.0
	Nobles	24520	268	268	100.0	0	0.0	27.6	30.0
	Norman	24530	286	286	100.0	0	0.0	32.3	35.2
	Otter Tail	24550	302	302	100.0	0	0.0	18.7	20.4
	Pennington	24560	145	145	100.0	0	0.0	5.5	5.9
	Pipestone	24580	106	106	100.0	0	0.0	24.3	26.5
	Polk	24590	156	156	100.0	0	0.0	16.5	18.0
	Pope	24600	232	232	100.0	0	0.0	8.1	8.8
	Red Lake	24620	346	346	100.0	0	0.0	20.2	22.0
	Redwood	24630	335	335	100.0	0	0.0	42.3	46.1
	Renville	24640	157	157	100.0	0	0.0	27.6	30.1
	Rock	24660	440	440	100.0	0	0.0	6.4	7.0
	Roseau	24670	347	347	100.0	0	0.0	15.5	16.9
	Sibley	24710	167	167	100.0	0	0.0	22.3	24.3
	Stearns	24720	798	798	100.0	0	0.0	13.8	15.3

Access Detail By County

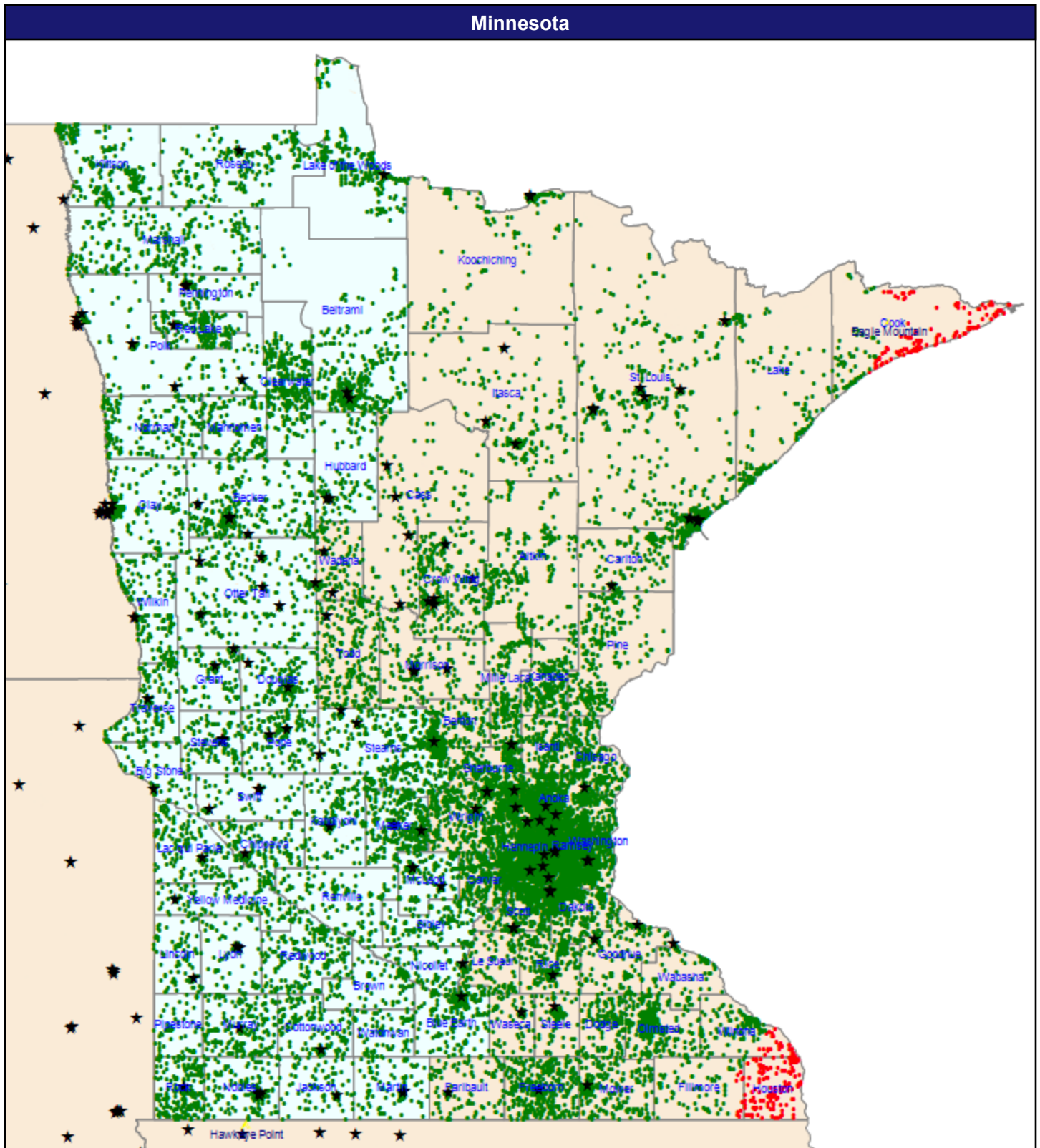
August 26, 2024

Access Analysis
 Sanford Health Plan Network Analysis
 - Time
 Employee / Provider Groups
 Minnesota Members (Minnesota
 Service Area)
 Ophthalmology

¹ The Access Standard is defined as
 (Minnesota Members (Minnesota
 Service Area)) employees accessing:
 1 (Ophthalmology) provider in 60 miles
 and 60 minutes

All Employees									
State Name	County	County SSA	Employee	With Access ¹		Without Access ¹		Average Distance	Average Time
			#	#	%	#	%	1	1
Minnesota	Stevens	24740	199	199	100.0	0	0.0	6.9	7.5
	Swift	24750	102	102	100.0	0	0.0	22.8	24.8
	Traverse	24770	259	259	100.0	0	0.0	31.3	34.1
	Watonwan	24820	131	131	100.0	0	0.0	5.6	6.0
	Wilkin	24830	282	282	100.0	0	0.0	12.3	13.5
	Yellow Medicine	24860	199	199	100.0	0	0.0	14.6	15.8
	Grand Totals			11,867	11,649	98.2	218	1.8	19.8

Orthopedic Surgery



© 2024 Quest Analytics, LLC.

August 26, 2024

Orthopedic Surgery

427 providers at 302 locations

★ All providers

Sanford Health Plan Network Analysis - Census

Employee Group
Minnesota Members
Provider Group
Orthopedic Surgery

35,677 employee locations

● With access (35,299)

● Without access (378)

The Access Standard is defined as (Minnesota Members) employees accessing:

1 (Orthopedic Surgery) provider in 60 miles

Service Areas

□ Minnesota Service Area

52.60 miles

Access Detail By County

August 26, 2024

Access Analysis
 Sanford Health Plan Network Analysis
 - Time
 Employee / Provider Groups
 Minnesota Members (Minnesota
 Service Area)
 Orthopedic Surgery

¹ The Access Standard is defined as
 (Minnesota Members (Minnesota
 Service Area)) employees accessing:
 1 (Orthopedic Surgery) provider in 60
 miles and 60 minutes

All Employees									
State Name	County	County SSA	Employee			Without Access ¹		Average Distance	Average Time
			#	#	%	#	%	1	1
Minnesota	Becker	24020	364	364	100.0	0	0.0	8.9	9.7
	Beltrami	24030	450	450	100.0	0	0.0	12.2	13.3
	Big Stone	24050	101	101	100.0	0	0.0	10.3	11.2
	Blue Earth	24060	347	347	100.0	0	0.0	7.7	8.3
	Brown	24070	135	135	100.0	0	0.0	29.4	32.0
	Chippewa	24110	266	266	100.0	0	0.0	8.1	8.8
	Clay	24130	324	324	100.0	0	0.0	7.4	8.4
	Clearwater	24140	387	387	100.0	0	0.0	20.9	22.8
	Cottonwood	24160	255	255	100.0	0	0.0	11.1	12.1
	Douglas	24200	191	191	100.0	0	0.0	6.5	7.0
	Grant	24250	127	127	100.0	0	0.0	9.1	9.9
	Hubbard	24280	110	110	100.0	0	0.0	9.5	10.3
	Jackson	24310	107	107	100.0	0	0.0	8.8	9.6
	Kandiyohi	24330	231	231	100.0	0	0.0	8.3	9.0
	Kittson	24340	356	356	100.0	0	0.0	26.5	29.0
	Lac qui Parle	24360	265	265	100.0	0	0.0	10.1	11.0
	Lake of the Woods	24380	339	336	99.1	3	0.9	17.4	18.9
	Lincoln	24400	118	118	100.0	0	0.0	11.9	12.9
	Lyon	24410	136	136	100.0	0	0.0	8.2	8.9
	Mahnomen	24430	220	220	100.0	0	0.0	23.0	25.0
	Marshall	24440	388	388	100.0	0	0.0	24.7	26.9
	Martin	24450	200	200	100.0	0	0.0	8.0	8.7
	McLeod	24420	199	199	100.0	0	0.0	6.0	6.5
	Meeker	24460	512	512	100.0	0	0.0	7.1	7.7
	Murray	24500	321	321	100.0	0	0.0	10.0	10.9
	Nicollet	24510	161	161	100.0	0	0.0	8.6	9.3
	Nobles	24520	268	268	100.0	0	0.0	7.8	8.5
	Norman	24530	286	286	100.0	0	0.0	22.7	24.7
	Otter Tail	24550	302	302	100.0	0	0.0	6.9	7.5
	Pennington	24560	145	145	100.0	0	0.0	5.5	6.0
	Pipestone	24580	106	106	100.0	0	0.0	16.0	17.4
	Polk	24590	156	156	100.0	0	0.0	7.4	8.1
	Pope	24600	232	232	100.0	0	0.0	5.7	6.2
	Red Lake	24620	346	346	100.0	0	0.0	10.0	10.8
	Redwood	24630	335	335	100.0	0	0.0	30.5	33.2
	Renville	24640	157	157	100.0	0	0.0	28.0	30.5
	Rock	24660	440	440	100.0	0	0.0	6.7	7.3
	Roseau	24670	347	347	100.0	0	0.0	15.4	16.8
	Sibley	24710	167	167	100.0	0	0.0	17.6	19.2
	Stearns	24720	798	798	100.0	0	0.0	9.0	10.3

Access Detail By County

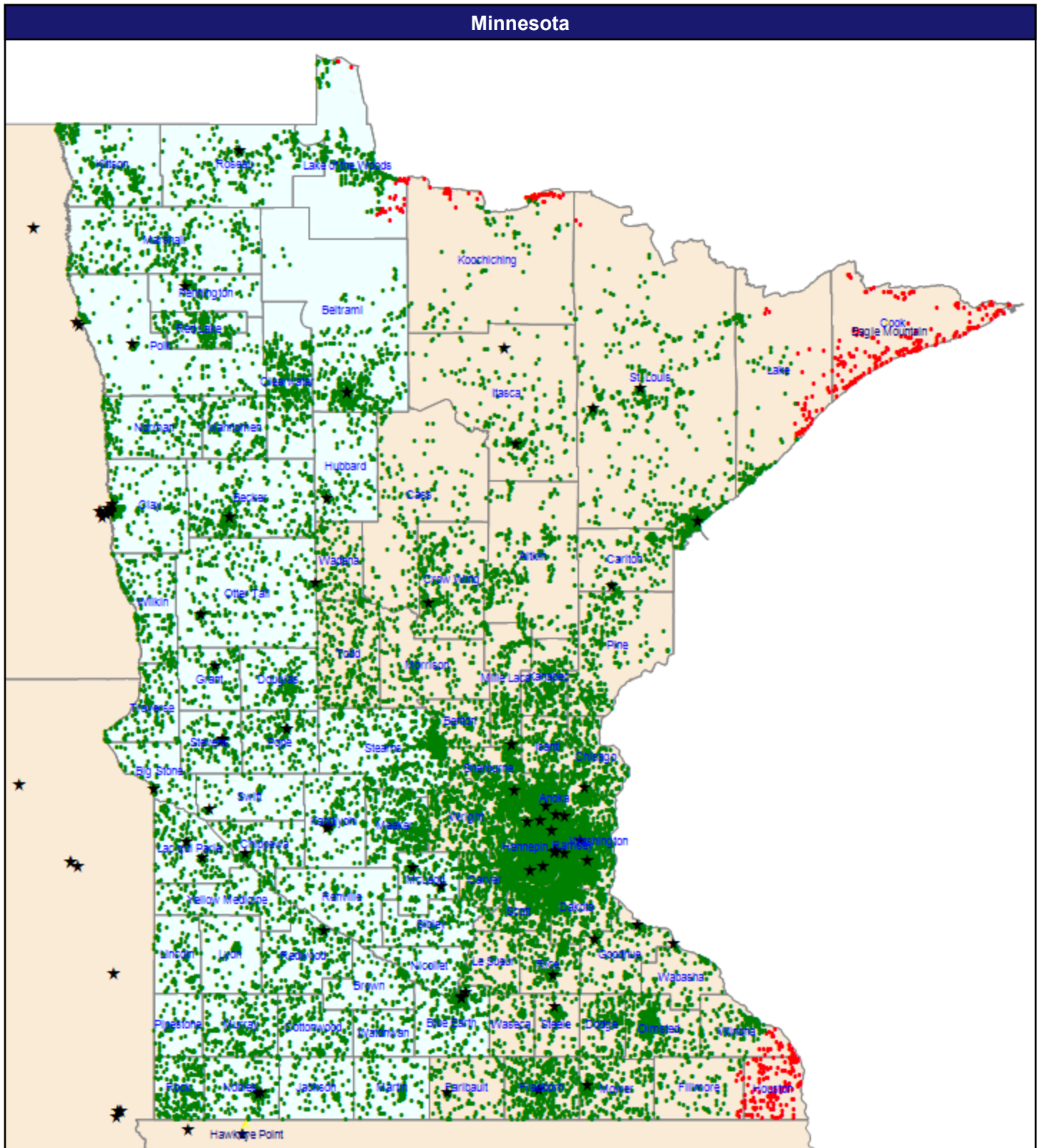
August 26, 2024

Access Analysis
 Sanford Health Plan Network Analysis
 - Time
 Employee / Provider Groups
 Minnesota Members (Minnesota
 Service Area)
 Orthopedic Surgery

¹ The Access Standard is defined as
 (Minnesota Members (Minnesota
 Service Area)) employees accessing:
 1 (Orthopedic Surgery) provider in 60
 miles and 60 minutes

All Employees									
State Name	County	County SSA	Employee	With Access ¹		Without Access ¹		Average Distance	Average Time
			#	#	%	#	%	1	1
Minnesota	Stevens	24740	199	199	100.0	0	0.0	6.7	7.3
	Swift	24750	102	102	100.0	0	0.0	6.1	6.6
	Traverse	24770	259	259	100.0	0	0.0	7.6	8.2
	Watonwan	24820	131	131	100.0	0	0.0	25.4	27.7
	Wilkin	24830	282	282	100.0	0	0.0	10.8	11.8
	Yellow Medicine	24860	199	199	100.0	0	0.0	13.8	15.0
	Grand Totals			11,867	11,864	99.9	3	0.1	12.6

Otolaryngology



© 2024 Quest Analytics, LLC.

August 26, 2024

Otolaryngology

205 providers at 165 locations

★ All providers

Sanford Health Plan Network Analysis - Census

Employee Group

Minnesota Members

Provider Group

Otolaryngology

35,677 employee locations

● With access (35,020)

● Without access (657)

The Access Standard is defined as (Minnesota Members) employees accessing:

1 (Otolaryngology) provider in 60 miles

Service Areas

□ Minnesota Service Area

52.60 miles

Access Detail By County

August 26, 2024

Access Analysis
 Sanford Health Plan Network Analysis
 - Time
 Employee / Provider Groups
 Minnesota Members (Minnesota
 Service Area)
 Otolaryngology

¹ The Access Standard is defined as
 (Minnesota Members (Minnesota
 Service Area)) employees accessing:
 1 (Otolaryngology) provider in 60 miles
 and 60 minutes

All Employees									
State Name	County	County SSA	Employee			Without Access ¹		Average Distance	Average Time
			#	#	%	#	%	1	1
Minnesota	Becker	24020	364	364	100.0	0	0.0	11.1	12.1
	Beltrami	24030	450	450	100.0	0	0.0	13.1	14.2
	Big Stone	24050	101	101	100.0	0	0.0	10.8	11.7
	Blue Earth	24060	347	347	100.0	0	0.0	7.3	8.0
	Brown	24070	135	135	100.0	0	0.0	29.1	31.7
	Chippewa	24110	266	266	100.0	0	0.0	8.1	8.8
	Clay	24130	324	324	100.0	0	0.0	9.4	10.8
	Clearwater	24140	387	387	100.0	0	0.0	27.7	30.1
	Cottonwood	24160	255	255	100.0	0	0.0	36.2	39.5
	Douglas	24200	191	191	100.0	0	0.0	19.3	21.0
	Grant	24250	127	127	100.0	0	0.0	11.2	12.2
	Hubbard	24280	110	110	100.0	0	0.0	12.2	13.3
	Jackson	24310	107	107	100.0	0	0.0	27.3	29.8
	Kandiyohi	24330	231	231	100.0	0	0.0	8.5	9.2
	Kittson	24340	356	356	100.0	0	0.0	41.5	45.4
	Lac qui Parle	24360	265	265	100.0	0	0.0	5.9	6.4
	Lake of the Woods	24380	339	219	64.6	120	35.4	49.2	53.6
	Lincoln	24400	118	118	100.0	0	0.0	29.7	32.4
	Lyon	24410	136	136	100.0	0	0.0	36.1	39.4
	Mahnomen	24430	220	220	100.0	0	0.0	35.6	38.8
	Marshall	24440	388	388	100.0	0	0.0	26.4	28.7
	Martin	24450	200	200	100.0	0	0.0	24.1	26.2
	McLeod	24420	199	199	100.0	0	0.0	6.1	6.6
	Meeker	24460	512	512	100.0	0	0.0	21.5	23.4
	Murray	24500	321	321	100.0	0	0.0	28.8	31.4
	Nicollet	24510	161	161	100.0	0	0.0	12.6	13.7
	Nobles	24520	268	268	100.0	0	0.0	8.9	9.6
	Norman	24530	286	286	100.0	0	0.0	33.2	36.2
	Otter Tail	24550	302	302	100.0	0	0.0	14.9	16.3
	Pennington	24560	145	145	100.0	0	0.0	6.3	6.8
	Pipestone	24580	106	106	100.0	0	0.0	36.8	40.2
	Polk	24590	156	156	100.0	0	0.0	18.5	20.1
	Pope	24600	232	232	100.0	0	0.0	8.2	8.9
	Red Lake	24620	346	346	100.0	0	0.0	20.7	22.5
	Redwood	24630	335	335	100.0	0	0.0	15.0	16.3
	Renville	24640	157	157	100.0	0	0.0	19.5	21.2
	Rock	24660	440	440	100.0	0	0.0	17.6	19.2
	Roseau	24670	347	347	100.0	0	0.0	15.6	16.9
	Sibley	24710	167	167	100.0	0	0.0	19.0	20.7
	Stearns	24720	798	798	100.0	0	0.0	32.8	36.2

Access Detail By County

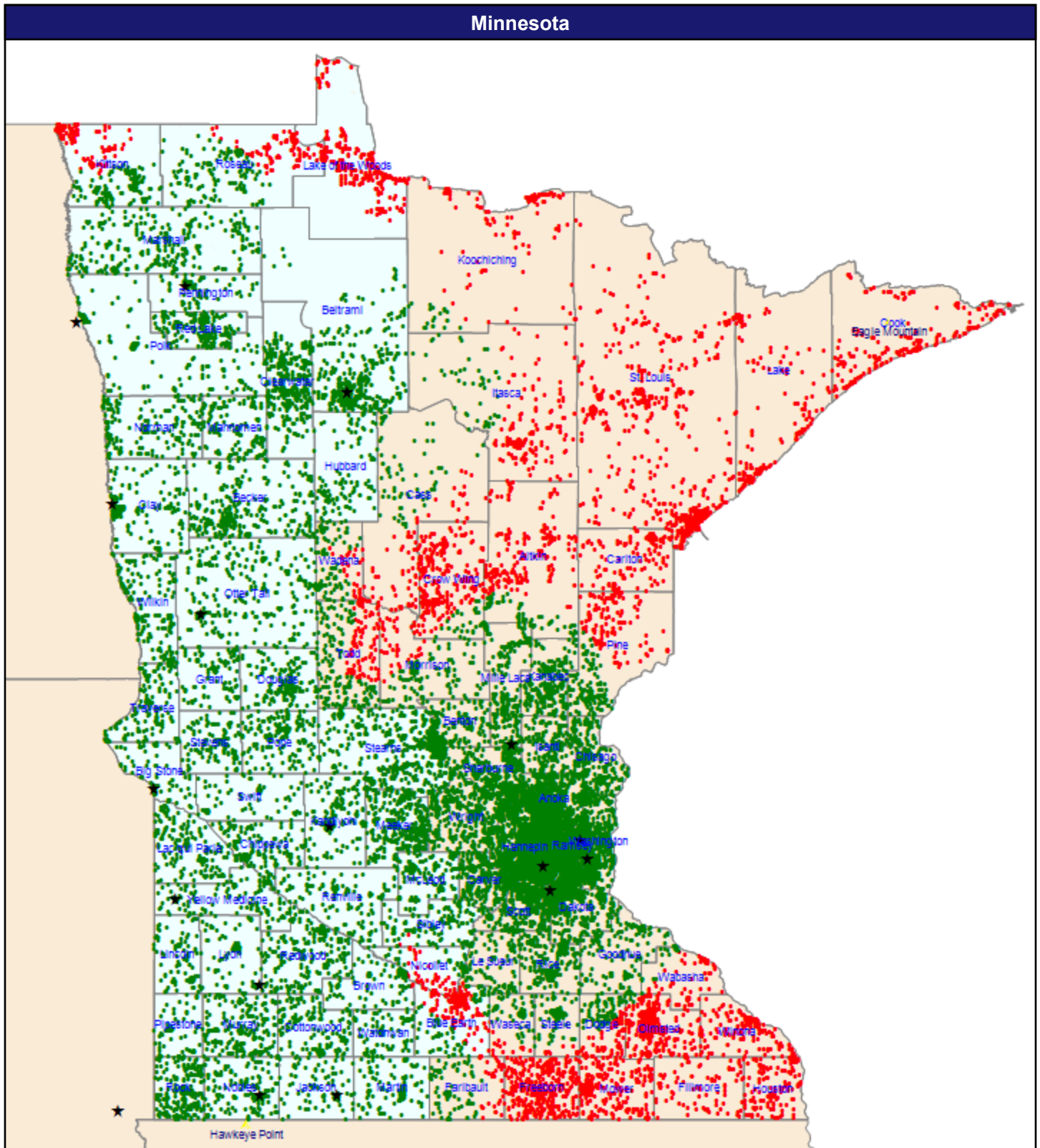
August 26, 2024

Access Analysis
 Sanford Health Plan Network Analysis
 - Time
 Employee / Provider Groups
 Minnesota Members (Minnesota
 Service Area)
 Otolaryngology

¹ The Access Standard is defined as
 (Minnesota Members (Minnesota
 Service Area)) employees accessing:
 1 (Otolaryngology) provider in 60 miles
 and 60 minutes

All Employees									
State Name	County	County SSA	Employee	With Access ¹		Without Access ¹		Average Distance	Average Time
			#	#	%	#	%	1	1
Minnesota	Stevens	24740	199	199	100.0	0	0.0	6.7	7.3
	Swift	24750	102	102	100.0	0	0.0	16.5	17.9
	Traverse	24770	259	259	100.0	0	0.0	30.9	33.7
	Watonwan	24820	131	131	100.0	0	0.0	36.4	39.6
	Wilkin	24830	282	282	100.0	0	0.0	23.5	26.1
	Yellow Medicine	24860	199	199	100.0	0	0.0	19.8	21.5
	Grand Totals			11,867	11,747	99.0	120	1.0	21.2

Outpatient Infusion/Chemotherapy



© 2024 Quest Analytics, LLC.

August 26, 2024

Outpatient Infusion/Chemotherapy

34 providers at 34 locations

★ All providers

Sanford Health Plan Network Analysis - Census

Employee Group

Minnesota Members

Provider Group

Outpatient Infusion/Chemotherapy

35,677 employee locations

● With access (29,127)

● Without access (6,550)

The Access Standard is defined as (Minnesota Members) employees accessing:

1 (Outpatient Infusion/Chemotherapy) provider in 60 miles

Service Areas

□ Minnesota Service Area

52.60 miles

Access Detail By County

August 26, 2024

Access Analysis
 Sanford Health Plan Network Analysis
 - Time
 Employee / Provider Groups
 Minnesota Members (Minnesota
 Service Area)
 Outpatient Infusion/Chemotherapy

¹ The Access Standard is defined as
 (Minnesota Members (Minnesota
 Service Area)) employees accessing:
 1 (Outpatient Infusion/Chemotherapy)
 provider in 60 miles and 60 minutes

All Employees									
State Name	County	County SSA	Employee			Without Access ¹		Average Distance	Average Time
			#	#	%	#	%	1	1
Minnesota	Becker	24020	364	329	90.4	35	9.6	44.0	48.0
	Beltrami	24030	450	450	100.0	0	0.0	13.1	14.3
	Big Stone	24050	101	101	100.0	0	0.0	11.2	12.2
	Blue Earth	24060	347	21	6.1	326	93.9	62.2	71.9
	Brown	24070	135	73	54.1	62	45.9	49.0	53.5
	Chippewa	24110	266	266	100.0	0	0.0	34.6	37.7
	Clay	24130	324	324	100.0	0	0.0	10.6	11.6
	Clearwater	24140	387	387	100.0	0	0.0	27.8	30.2
	Cottonwood	24160	255	255	100.0	0	0.0	23.4	25.5
	Douglas	24200	191	178	93.2	13	6.8	49.2	53.6
	Grant	24250	127	127	100.0	0	0.0	27.1	29.5
	Hubbard	24280	110	110	100.0	0	0.0	33.2	36.2
	Jackson	24310	107	107	100.0	0	0.0	10.8	11.7
	Kandiyohi	24330	231	231	100.0	0	0.0	8.7	9.5
	Kittson	24340	356	163	45.8	193	54.2	59.4	65.0
	Lac qui Parle	24360	265	265	100.0	0	0.0	22.7	24.7
	Lake of the Woods	24380	339	0	0.0	339	100.0	87.3	95.1
	Lincoln	24400	118	118	100.0	0	0.0	23.7	25.8
	Lyon	24410	136	136	100.0	0	0.0	19.2	20.9
	Mahnomen	24430	220	218	99.1	2	0.9	48.8	53.2
	Marshall	24440	388	388	100.0	0	0.0	28.8	31.4
	Martin	24450	200	200	100.0	0	0.0	26.2	28.5
	McLeod	24420	199	195	98.0	4	2.0	42.3	49.6
	Meeker	24460	512	512	100.0	0	0.0	30.5	33.2
	Murray	24500	321	321	100.0	0	0.0	21.3	23.2
	Nicollet	24510	161	5	3.1	156	96.9	60.4	70.6
	Nobles	24520	268	268	100.0	0	0.0	9.9	10.7
	Norman	24530	286	286	100.0	0	0.0	37.3	40.6
	Otter Tail	24550	302	300	99.3	2	0.7	24.6	26.8
	Pennington	24560	145	145	100.0	0	0.0	6.3	6.8
	Pipestone	24580	106	106	100.0	0	0.0	40.4	44.6
	Polk	24590	156	156	100.0	0	0.0	26.7	29.1
	Pope	24600	232	232	100.0	0	0.0	45.6	49.7
	Red Lake	24620	346	346	100.0	0	0.0	21.0	22.9
	Redwood	24630	335	335	100.0	0	0.0	29.9	32.5
	Renville	24640	157	157	100.0	0	0.0	33.3	36.3
	Rock	24660	440	440	100.0	0	0.0	29.1	32.8
	Roseau	24670	347	111	32.0	236	68.0	60.5	66.0
	Sibley	24710	167	101	60.5	66	39.5	47.1	55.5
	Stearns	24720	798	798	100.0	0	0.0	36.2	39.9

Access Detail By County

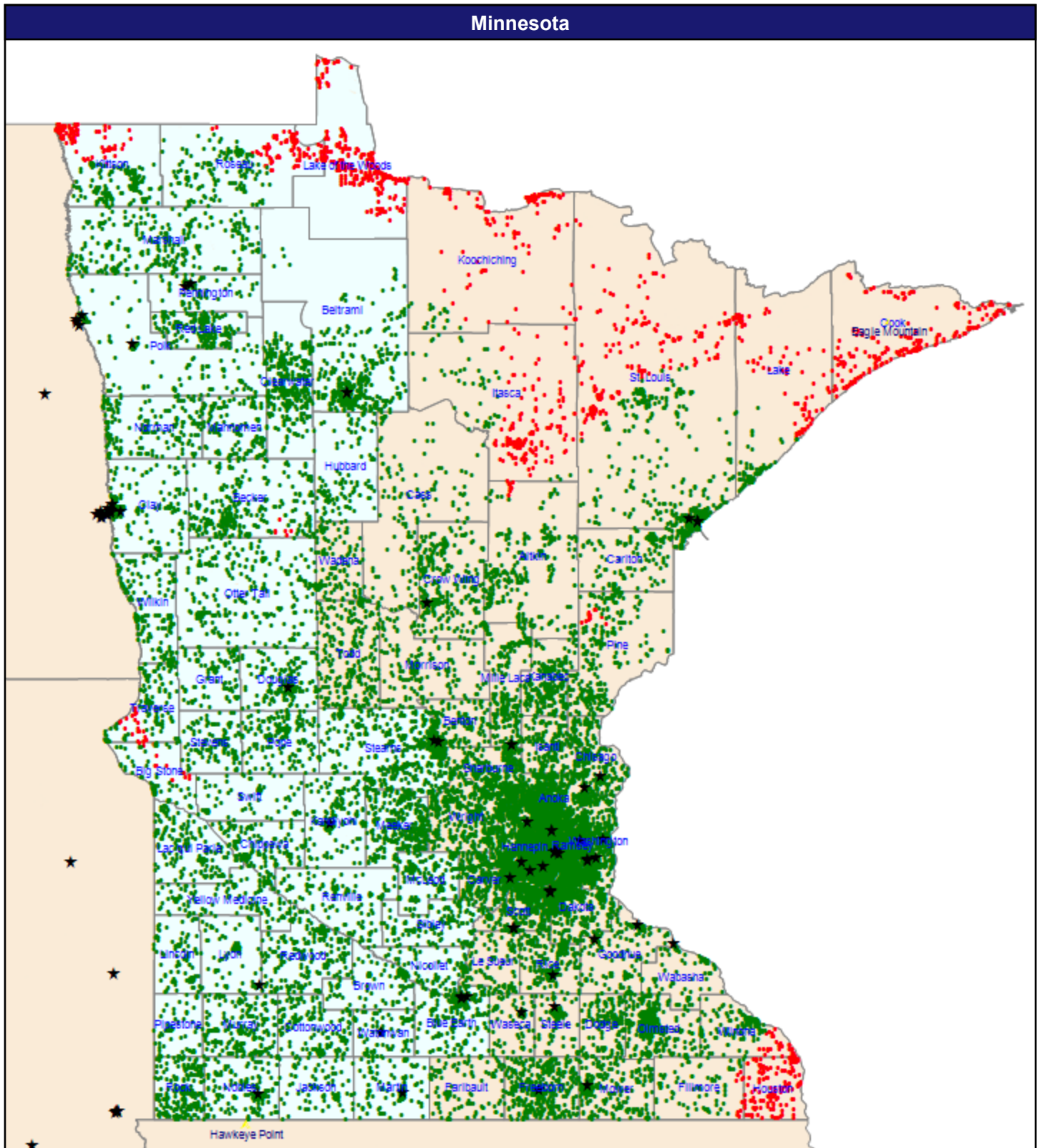
August 26, 2024

Access Analysis
 Sanford Health Plan Network Analysis
 - Time
 Employee / Provider Groups
 Minnesota Members (Minnesota
 Service Area)
 Outpatient Infusion/Chemotherapy

¹ The Access Standard is defined as
 (Minnesota Members (Minnesota
 Service Area)) employees accessing:
 1 (Outpatient Infusion/Chemotherapy)
 provider in 60 miles and 60 minutes

All Employees									
State Name	County	County SSA	Employee	With Access ¹		Without Access ¹		Average Distance	Average Time
			#	#	%	#	%	1	1
Minnesota	Stevens	24740	199	199	100.0	0	0.0	37.7	41.1
	Swift	24750	102	102	100.0	0	0.0	30.1	32.8
	Traverse	24770	259	259	100.0	0	0.0	33.5	36.5
	Watonwan	24820	131	131	100.0	0	0.0	39.6	43.2
	Wilkin	24830	282	282	100.0	0	0.0	24.7	26.9
	Yellow Medicine	24860	199	199	100.0	0	0.0	22.3	24.3
	Grand Totals			11,867	10,433	87.9	1,434	12.1	33.7

Pediatric Specialty



© 2024 Quest Analytics, LLC.

August 26, 2024

Pediatric Specialty

432 providers at 161 locations

★ All providers

Sanford Health Plan Network Analysis - Census

Employee Group

Minnesota Members

Provider Group

Pediatric Specialty

35,677 employee locations

● With access (33,892)

● Without access (1,785)

The Access Standard is defined as (Minnesota Members) employees accessing:

1 (Pediatric Specialty) provider in 60 miles

Service Areas

□ Minnesota Service Area

52.60 miles

Access Detail By County

August 26, 2024

Access Analysis
 Sanford Health Plan Network Analysis
 - Time
 Employee / Provider Groups
 Minnesota Members (Minnesota
 Service Area)
 Pediatric Specialty

¹ The Access Standard is defined as
 (Minnesota Members (Minnesota
 Service Area)) employees accessing:
 1 (Pediatric Specialty) provider in 60
 miles and 60 minutes

All Employees									
State Name	County	County SSA	Employee			Without Access ¹		Average Distance	Average Time
			#	#	%	#	%	1	1
Minnesota	Becker	24020	364	325	89.3	39	10.7	44.3	48.3
	Beltrami	24030	450	450	100.0	0	0.0	13.0	14.2
	Big Stone	24050	101	54	53.5	47	46.5	55.7	60.7
	Blue Earth	24060	347	347	100.0	0	0.0	7.2	7.9
	Brown	24070	135	135	100.0	0	0.0	26.3	28.6
	Chippewa	24110	266	266	100.0	0	0.0	35.4	38.6
	Clay	24130	324	324	100.0	0	0.0	8.7	9.6
	Clearwater	24140	387	387	100.0	0	0.0	27.8	30.3
	Cottonwood	24160	255	255	100.0	0	0.0	23.9	26.0
	Douglas	24200	191	191	100.0	0	0.0	8.2	8.9
	Grant	24250	127	127	100.0	0	0.0	32.8	35.7
	Hubbard	24280	110	110	100.0	0	0.0	33.1	36.0
	Jackson	24310	107	107	100.0	0	0.0	25.2	27.5
	Kandiyohi	24330	231	231	100.0	0	0.0	8.5	9.2
	Kittson	24340	356	168	47.2	188	52.8	57.6	63.1
	Lac qui Parle	24360	265	265	100.0	0	0.0	47.8	52.1
	Lake of the Woods	24380	339	0	0.0	339	100.0	85.8	93.6
	Lincoln	24400	118	118	100.0	0	0.0	29.8	32.5
	Lyon	24410	136	136	100.0	0	0.0	20.7	22.5
	Mahnomen	24430	220	220	100.0	0	0.0	48.5	52.9
	Marshall	24440	388	388	100.0	0	0.0	26.9	29.3
	Martin	24450	200	200	100.0	0	0.0	8.2	8.9
	McLeod	24420	199	199	100.0	0	0.0	34.1	37.2
	Meeker	24460	512	512	100.0	0	0.0	28.9	32.2
	Murray	24500	321	321	100.0	0	0.0	21.0	22.9
	Nicollet	24510	161	161	100.0	0	0.0	13.7	14.9
	Nobles	24520	268	268	100.0	0	0.0	9.7	10.6
	Norman	24530	286	286	100.0	0	0.0	33.3	36.3
	Otter Tail	24550	302	294	97.4	8	2.6	45.1	49.2
	Pennington	24560	145	145	100.0	0	0.0	5.2	5.6
	Pipestone	24580	106	106	100.0	0	0.0	37.3	40.9
	Polk	24590	156	156	100.0	0	0.0	17.8	19.3
	Pope	24600	232	232	100.0	0	0.0	21.3	23.2
	Red Lake	24620	346	346	100.0	0	0.0	20.2	22.0
	Redwood	24630	335	335	100.0	0	0.0	29.9	32.6
	Renville	24640	157	157	100.0	0	0.0	33.0	36.0
	Rock	24660	440	440	100.0	0	0.0	28.6	32.0
	Roseau	24670	347	125	36.0	222	64.0	58.3	63.6
	Sibley	24710	167	167	100.0	0	0.0	30.5	33.3
	Stearns	24720	798	798	100.0	0	0.0	14.3	16.7

Access Detail By County

August 26, 2024

Access Analysis
 Sanford Health Plan Network Analysis
 - Time
 Employee / Provider Groups
 Minnesota Members (Minnesota
 Service Area)
 Pediatric Specialty

¹ The Access Standard is defined as
 (Minnesota Members (Minnesota
 Service Area)) employees accessing:
 1 (Pediatric Specialty) provider in 60
 miles and 60 minutes

All Employees									
State Name	County	County SSA	Employee	With Access ¹		Without Access ¹		Average Distance	Average Time
			#	#	%	#	%	1	1
Minnesota	Stevens	24740	199	193	97.0	6	3.0	42.3	46.0
	Swift	24750	102	101	99.0	1	1.0	38.5	41.9
	Traverse	24770	259	96	37.1	163	62.9	54.7	59.7
	Watonwan	24820	131	131	100.0	0	0.0	8.7	9.5
	Wilkin	24830	282	279	98.9	3	1.1	41.0	44.7
	Yellow Medicine	24860	199	199	100.0	0	0.0	40.9	44.6
	Grand Totals			11,867	10,851	91.4	1,016	8.6	30.0

Access Detail By County

August 26, 2024

Access Analysis
Sanford Health Plan Network Analysis
- Time

Employee / Provider Groups
Minnesota Members (Minnesota
Service Area)
Physical Therapy, Occupational
Therapy, and Speech Therapy
Services

¹ The Access Standard is defined as
(Minnesota Members (Minnesota
Service Area)) employees accessing:
1 (Physical Therapy, Occupational
Therapy, and Speech Therapy
Services) provider in 60 miles and 60
minutes

All Employees									
State Name	County	County SSA	Employee			Without Access ¹		Average Distance	Average Time
			#	#	%	#	%	1	1
Minnesota	Becker	24020	364	364	100.0	0	0.0	9.2	10.1
	Beltrami	24030	450	450	100.0	0	0.0	8.0	8.6
	Big Stone	24050	101	101	100.0	0	0.0	15.5	16.9
	Blue Earth	24060	347	347	100.0	0	0.0	4.1	4.5
	Brown	24070	135	135	100.0	0	0.0	24.1	26.2
	Chippewa	24110	266	266	100.0	0	0.0	32.2	35.1
	Clay	24130	324	324	100.0	0	0.0	3.3	3.6
	Clearwater	24140	387	387	100.0	0	0.0	10.6	11.6
	Cottonwood	24160	255	255	100.0	0	0.0	10.9	11.8
	Douglas	24200	191	191	100.0	0	0.0	7.3	7.9
	Grant	24250	127	127	100.0	0	0.0	24.2	26.4
	Hubbard	24280	110	110	100.0	0	0.0	9.7	10.5
	Jackson	24310	107	107	100.0	0	0.0	6.3	6.8
	Kandiyohi	24330	231	231	100.0	0	0.0	5.9	6.4
	Kittson	24340	356	356	100.0	0	0.0	23.5	25.7
	Lac qui Parle	24360	265	265	100.0	0	0.0	24.4	26.6
	Lake of the Woods	24380	339	339	100.0	0	0.0	31.7	34.6
	Lincoln	24400	118	118	100.0	0	0.0	20.9	22.7
	Lyon	24410	136	136	100.0	0	0.0	7.6	8.3
	Mahnomen	24430	220	220	100.0	0	0.0	22.9	24.9
	Marshall	24440	388	388	100.0	0	0.0	23.4	25.4
	Martin	24450	200	200	100.0	0	0.0	5.3	5.8
	McLeod	24420	199	199	100.0	0	0.0	34.8	38.0
	Meeker	24460	512	512	100.0	0	0.0	25.9	28.2
	Murray	24500	321	321	100.0	0	0.0	14.3	15.5
	Nicollet	24510	161	161	100.0	0	0.0	7.4	8.0
	Nobles	24520	268	268	100.0	0	0.0	5.2	5.7
	Norman	24530	286	286	100.0	0	0.0	12.0	13.0
	Otter Tail	24550	302	302	100.0	0	0.0	9.5	10.3
	Pennington	24560	145	145	100.0	0	0.0	4.4	4.7
	Pipestone	24580	106	106	100.0	0	0.0	18.0	19.6
	Polk	24590	156	156	100.0	0	0.0	7.2	7.8
	Pope	24600	232	232	100.0	0	0.0	18.6	20.2
	Red Lake	24620	346	346	100.0	0	0.0	10.0	10.8
	Redwood	24630	335	335	100.0	0	0.0	30.0	32.7
	Renville	24640	157	157	100.0	0	0.0	32.2	35.1
	Rock	24660	440	440	100.0	0	0.0	6.0	6.5
	Roseau	24670	347	347	100.0	0	0.0	6.8	7.4
	Sibley	24710	167	167	100.0	0	0.0	25.7	28.0
	Stearns	24720	798	798	100.0	0	0.0	8.5	9.3

Access Detail By County

August 26, 2024

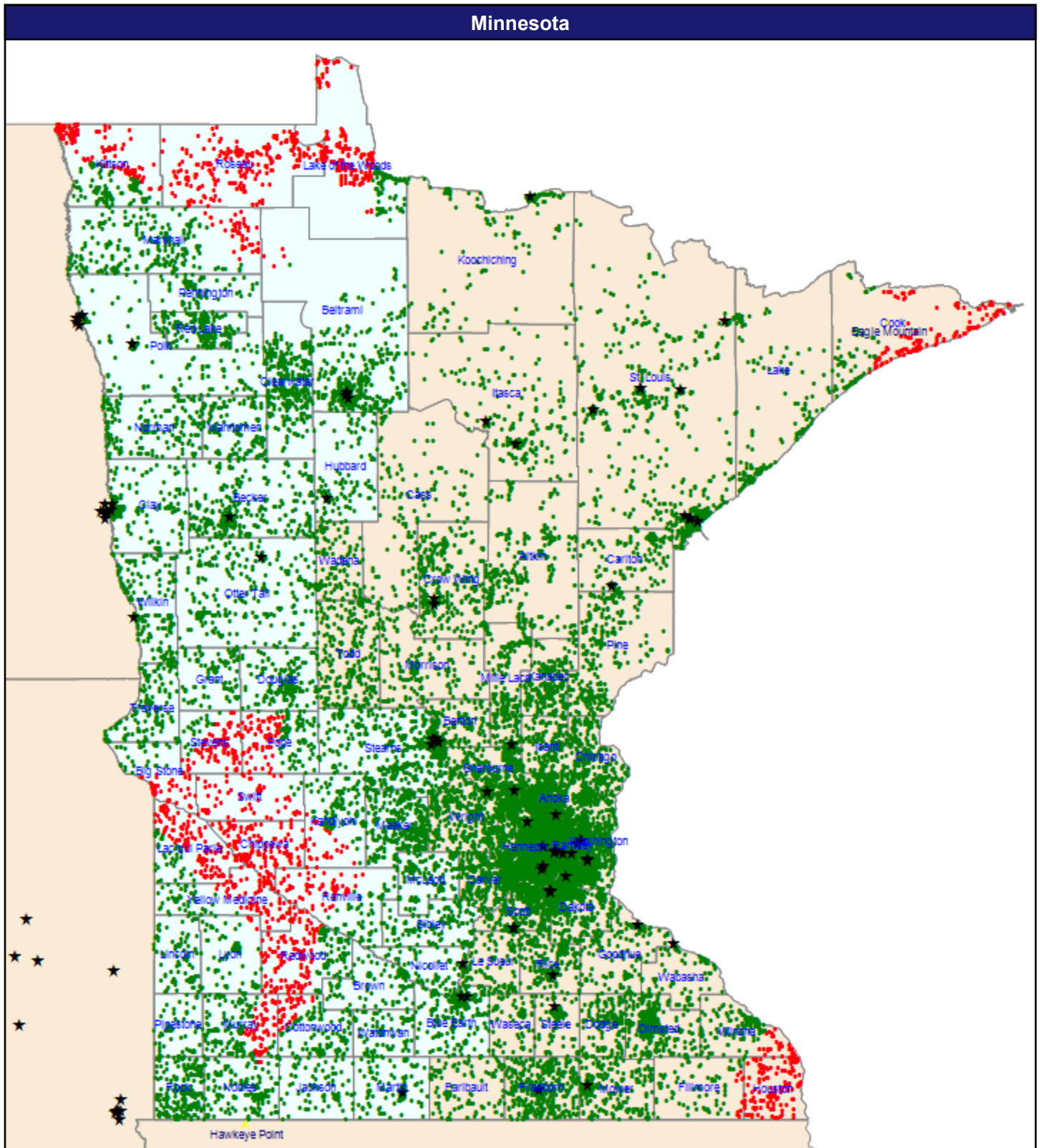
Access Analysis
Sanford Health Plan Network Analysis
- Time

Employee / Provider Groups
Minnesota Members (Minnesota
Service Area)
Physical Therapy, Occupational
Therapy, and Speech Therapy
Services

¹ The Access Standard is defined as
(Minnesota Members (Minnesota
Service Area)) employees accessing:
1 (Physical Therapy, Occupational
Therapy, and Speech Therapy
Services) provider in 60 miles and 60
minutes

All Employees									
State Name	County	County SSA	Employee			Without Access ¹		Average Distance	Average Time
			#	#	%	#	%	1	1
Minnesota	Stevens	24740	199	199	100.0	0	0.0	25.5	27.8
	Swift	24750	102	102	100.0	0	0.0	34.3	37.3
	Traverse	24770	259	259	100.0	0	0.0	18.8	20.5
	Watonwan	24820	131	131	100.0	0	0.0	8.3	9.0
	Wilkin	24830	282	282	100.0	0	0.0	9.7	10.6
	Yellow Medicine	24860	199	199	100.0	0	0.0	17.9	19.5
	Grand Totals			11,867	11,867	100.0	0	0.0	15.1

Physical Medicine and Rehabilitation and Occupational Medicine



© 2024 Quest Analytics, LLC.

August 26, 2024

Physical Medicine and Rehabilitation and Occupational Medicine

140 providers at 152 locations

★ All providers

Sanford Health Plan Network Analysis - Census

Employee Group

Minnesota Members

Provider Group

Physical Medicine and Rehabilitation and Occupational Medicine

35,677 employee locations

● With access (32,873)

● Without access (2,804)

The Access Standard is defined as (Minnesota Members) employees accessing:

1 (Physical Medicine and Rehabilitation and Occupational Medicine) provider in 60 miles

Service Areas

□ Minnesota Service Area

Access Detail By County

August 26, 2024

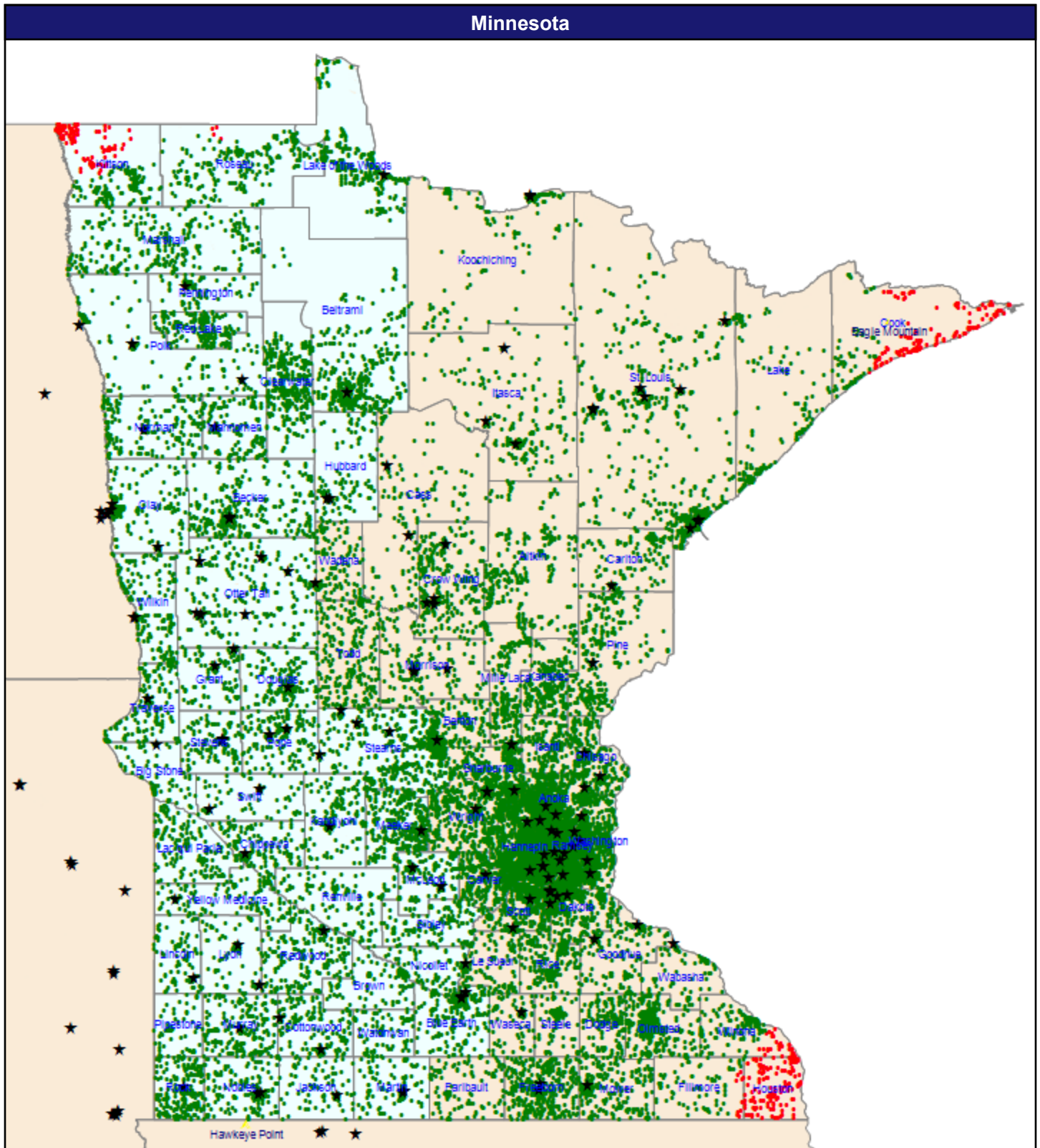
Access Analysis
Sanford Health Plan Network Analysis
- Time

Employee / Provider Groups
Minnesota Members (Minnesota
Service Area)
Physical Medicine and Rehabilitation
and Occupational Medicine

¹ The Access Standard is defined as
(Minnesota Members (Minnesota
Service Area)) employees accessing:
1 (Physical Medicine and Rehabilitation
and Occupational Medicine) provider in
60 miles and 60 minutes

All Employees									
State Name	County	County SSA	Employee			Without Access ¹		Average Distance	Average Time
			#	#	%	#	%	1	1
Minnesota	Becker	24020	364	364	100.0	0	0.0	11.0	12.0
	Beltrami	24030	450	445	98.9	5	1.1	12.7	13.8
	Big Stone	24050	101	27	26.7	74	73.3	62.3	67.9
	Blue Earth	24060	347	347	100.0	0	0.0	7.5	8.1
	Brown	24070	135	135	100.0	0	0.0	34.1	37.1
	Chippewa	24110	266	0	0.0	266	100.0	78.3	85.4
	Clay	24130	324	324	100.0	0	0.0	9.5	10.9
	Clearwater	24140	387	387	100.0	0	0.0	27.3	29.8
	Cottonwood	24160	255	172	67.5	83	32.5	48.9	53.4
	Douglas	24200	191	167	87.4	24	12.6	50.4	54.9
	Grant	24250	127	120	94.5	7	5.5	44.4	48.4
	Hubbard	24280	110	110	100.0	0	0.0	11.6	12.6
	Jackson	24310	107	107	100.0	0	0.0	35.2	38.4
	Kandiyohi	24330	231	87	37.7	144	62.3	56.0	61.1
	Kittson	24340	356	67	18.8	289	81.2	61.2	67.0
	Lac qui Parle	24360	265	16	6.0	249	94.0	63.9	69.7
	Lake of the Woods	24380	339	36	10.6	303	89.4	67.5	73.6
	Lincoln	24400	118	118	100.0	0	0.0	30.6	33.3
	Lyon	24410	136	107	78.7	29	21.3	51.3	55.9
	Mahnomen	24430	220	220	100.0	0	0.0	35.5	38.6
	Marshall	24440	388	310	79.9	78	20.1	41.7	45.4
	Martin	24450	200	200	100.0	0	0.0	8.9	9.6
	McLeod	24420	199	199	100.0	0	0.0	40.7	44.4
	Meeker	24460	512	508	99.2	4	0.8	37.0	40.4
	Murray	24500	321	85	26.5	236	73.5	58.2	63.4
	Nicollet	24510	161	161	100.0	0	0.0	8.6	9.3
	Nobles	24520	268	130	48.5	138	51.5	51.6	56.3
	Norman	24530	286	286	100.0	0	0.0	33.2	36.2
	Otter Tail	24550	302	302	100.0	0	0.0	22.1	24.0
	Pennington	24560	145	142	97.9	3	2.1	40.3	43.9
	Pipestone	24580	106	106	100.0	0	0.0	39.3	42.8
	Polk	24590	156	156	100.0	0	0.0	17.9	19.5
	Pope	24600	232	44	19.0	188	81.0	59.7	65.1
	Red Lake	24620	346	346	100.0	0	0.0	27.4	29.8
	Redwood	24630	335	43	12.8	292	87.2	61.8	67.4
	Renville	24640	157	61	38.9	96	61.1	60.6	66.0
	Rock	24660	440	440	100.0	0	0.0	27.5	30.2
	Roseau	24670	347	0	0.0	347	100.0	84.2	91.8
	Sibley	24710	167	167	100.0	0	0.0	24.9	27.2
	Stearns	24720	798	798	100.0	0	0.0	14.7	16.1

Podiatry



© 2024 Quest Analytics, LLC.

August 26, 2024

Podiatry

139 providers at 259 locations

★ All providers

Sanford Health Plan Network Analysis - Census

Employee Group

Minnesota Members

Provider Group

Podiatry

35,677 employee locations

● With access (35,119)

● Without access (558)

The Access Standard is defined as (Minnesota Members) employees accessing:

1 (Podiatry) provider in 60 miles

Service Areas

□ Minnesota Service Area

52.60 miles

Access Detail By County

August 26, 2024

Access Analysis
 Sanford Health Plan Network Analysis
 - Time
 Employee / Provider Groups
 Minnesota Members (Minnesota
 Service Area)
 Podiatry

¹ The Access Standard is defined as
 (Minnesota Members (Minnesota
 Service Area)) employees accessing:
 1 (Podiatry) provider in 60 miles and 60
 minutes

All Employees									
State Name	County	County SSA	Employee			Without Access ¹		Average Distance	Average Time
			#	#	%	#	%	1	1
Minnesota	Becker	24020	364	364	100.0	0	0.0	10.5	11.5
	Beltrami	24030	450	450	100.0	0	0.0	12.9	14.0
	Big Stone	24050	101	101	100.0	0	0.0	13.6	14.8
	Blue Earth	24060	347	347	100.0	0	0.0	7.4	8.1
	Brown	24070	135	135	100.0	0	0.0	27.4	29.8
	Chippewa	24110	266	266	100.0	0	0.0	8.1	8.8
	Clay	24130	324	324	100.0	0	0.0	6.6	7.5
	Clearwater	24140	387	387	100.0	0	0.0	20.8	22.7
	Cottonwood	24160	255	255	100.0	0	0.0	7.2	7.8
	Douglas	24200	191	191	100.0	0	0.0	7.3	8.0
	Grant	24250	127	127	100.0	0	0.0	9.4	10.2
	Hubbard	24280	110	110	100.0	0	0.0	10.2	11.1
	Jackson	24310	107	107	100.0	0	0.0	8.8	9.6
	Kandiyohi	24330	231	231	100.0	0	0.0	8.3	9.0
	Kittson	24340	356	161	45.2	195	54.8	59.9	65.6
	Lac qui Parle	24360	265	265	100.0	0	0.0	18.1	19.7
	Lake of the Woods	24380	339	332	97.9	7	2.1	17.4	19.0
	Lincoln	24400	118	118	100.0	0	0.0	11.9	12.9
	Lyon	24410	136	136	100.0	0	0.0	5.8	6.3
	Mahnomen	24430	220	220	100.0	0	0.0	10.0	10.9
	Marshall	24440	388	388	100.0	0	0.0	28.9	31.5
	Martin	24450	200	200	100.0	0	0.0	8.0	8.7
	McLeod	24420	199	199	100.0	0	0.0	6.1	6.6
	Meeker	24460	512	512	100.0	0	0.0	12.8	13.9
	Murray	24500	321	321	100.0	0	0.0	8.8	9.5
	Nicollet	24510	161	161	100.0	0	0.0	8.6	9.3
	Nobles	24520	268	268	100.0	0	0.0	8.2	8.9
	Norman	24530	286	286	100.0	0	0.0	12.2	13.2
	Otter Tail	24550	302	302	100.0	0	0.0	7.2	7.8
	Pennington	24560	145	145	100.0	0	0.0	6.3	6.8
	Pipestone	24580	106	106	100.0	0	0.0	20.7	22.5
	Polk	24590	156	156	100.0	0	0.0	10.1	10.9
	Pope	24600	232	232	100.0	0	0.0	5.7	6.2
	Red Lake	24620	346	346	100.0	0	0.0	19.0	20.7
	Redwood	24630	335	335	100.0	0	0.0	10.8	11.7
	Renville	24640	157	157	100.0	0	0.0	19.6	21.3
	Rock	24660	440	440	100.0	0	0.0	7.1	7.7
	Roseau	24670	347	261	75.2	86	24.8	46.7	50.9
	Sibley	24710	167	167	100.0	0	0.0	17.3	18.9
	Stearns	24720	798	798	100.0	0	0.0	8.1	9.2

Access Detail By County

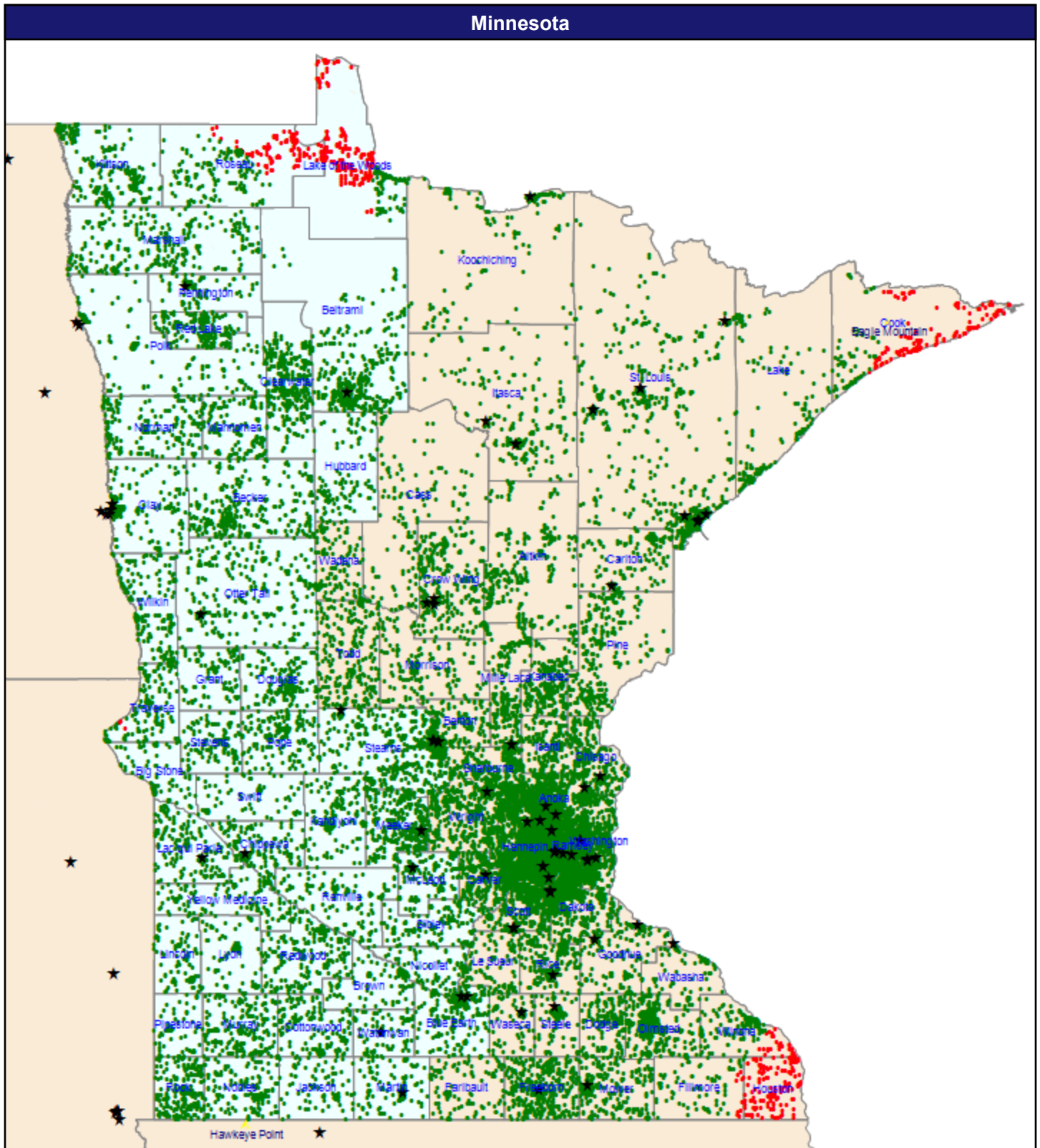
August 26, 2024

Access Analysis
 Sanford Health Plan Network Analysis
 - Time
 Employee / Provider Groups
 Minnesota Members (Minnesota
 Service Area)
 Podiatry

¹ The Access Standard is defined as
 (Minnesota Members (Minnesota
 Service Area)) employees accessing:
 1 (Podiatry) provider in 60 miles and 60
 minutes

All Employees									
State Name	County	County SSA	Employee	With Access ¹		Without Access ¹		Average Distance	Average Time
			#	#	%	#	%	1	1
Minnesota	Stevens	24740	199	199	100.0	0	0.0	6.6	7.1
	Swift	24750	102	102	100.0	0	0.0	6.1	6.6
	Traverse	24770	259	259	100.0	0	0.0	7.9	8.6
	Watonwan	24820	131	131	100.0	0	0.0	25.4	27.6
	Wilkin	24830	282	282	100.0	0	0.0	9.8	10.7
	Yellow Medicine	24860	199	199	100.0	0	0.0	13.4	14.6
	Grand Totals			11,867	11,579	97.6	288	2.4	14.1

Pulmonary Disease



© 2024 Quest Analytics, LLC.

August 26, 2024

Pulmonary Disease

308 providers at 163 locations

★ All providers

Sanford Health Plan Network Analysis - Census

Employee Group
Minnesota Members
Provider Group
Pulmonary Disease

35,677 employee locations

● With access (34,923)

● Without access (754)

The Access Standard is defined as (Minnesota Members) employees accessing:

1 (Pulmonary Disease) provider in 60 miles

Service Areas

□ Minnesota Service Area

52.60 miles

Access Detail By County

August 26, 2024

Access Analysis
 Sanford Health Plan Network Analysis
 - Time
 Employee / Provider Groups
 Minnesota Members (Minnesota
 Service Area)
 Pulmonary Disease

¹ The Access Standard is defined as
 (Minnesota Members (Minnesota
 Service Area)) employees accessing:
 1 (Pulmonary Disease) provider in 60
 miles and 60 minutes

All Employees									
State Name	County	County SSA	Employee			Without Access ¹		Average Distance	Average Time
			#	#	%	#	%	1	1
Minnesota	Becker	24020	364	326	89.6	38	10.4	44.0	48.0
	Beltrami	24030	450	450	100.0	0	0.0	13.2	14.4
	Big Stone	24050	101	94	93.1	7	6.9	42.5	46.3
	Blue Earth	24060	347	347	100.0	0	0.0	7.3	8.0
	Brown	24070	135	135	100.0	0	0.0	26.7	29.0
	Chippewa	24110	266	266	100.0	0	0.0	8.8	9.5
	Clay	24130	324	324	100.0	0	0.0	9.8	11.3
	Clearwater	24140	387	387	100.0	0	0.0	28.0	30.5
	Cottonwood	24160	255	255	100.0	0	0.0	29.1	31.7
	Douglas	24200	191	191	100.0	0	0.0	28.9	31.4
	Grant	24250	127	127	100.0	0	0.0	27.1	29.5
	Hubbard	24280	110	110	100.0	0	0.0	33.3	36.3
	Jackson	24310	107	107	100.0	0	0.0	22.1	24.1
	Kandiyohi	24330	231	231	100.0	0	0.0	34.0	37.0
	Kittson	24340	356	356	100.0	0	0.0	37.8	41.3
	Lac qui Parle	24360	265	265	100.0	0	0.0	12.3	13.3
	Lake of the Woods	24380	339	36	10.6	303	89.4	67.5	73.6
	Lincoln	24400	118	118	100.0	0	0.0	29.7	32.4
	Lyon	24410	136	136	100.0	0	0.0	37.8	41.2
	Mahnomen	24430	220	216	98.2	4	1.8	49.0	53.4
	Marshall	24440	388	388	100.0	0	0.0	28.8	31.3
	Martin	24450	200	200	100.0	0	0.0	8.1	8.8
	McLeod	24420	199	199	100.0	0	0.0	10.2	11.1
	Meeker	24460	512	512	100.0	0	0.0	13.3	14.4
	Murray	24500	321	237	73.8	84	26.2	51.6	56.2
	Nicollet	24510	161	161	100.0	0	0.0	13.5	14.7
	Nobles	24520	268	268	100.0	0	0.0	34.4	37.5
	Norman	24530	286	286	100.0	0	0.0	35.8	39.1
	Otter Tail	24550	302	301	99.7	1	0.3	24.5	26.7
	Pennington	24560	145	145	100.0	0	0.0	6.3	6.8
	Pipestone	24580	106	106	100.0	0	0.0	39.8	44.4
	Polk	24590	156	156	100.0	0	0.0	26.0	28.3
Pope	24600	232	232	100.0	0	0.0	28.5	31.1	
Red Lake	24620	346	346	100.0	0	0.0	21.0	22.9	
Redwood	24630	335	335	100.0	0	0.0	46.1	50.2	
Renville	24640	157	157	100.0	0	0.0	31.8	34.7	
Rock	24660	440	440	100.0	0	0.0	30.9	36.8	
Roseau	24670	347	111	32.0	236	68.0	60.4	65.9	
Sibley	24710	167	167	100.0	0	0.0	23.7	25.9	
Stearns	24720	798	798	100.0	0	0.0	10.8	12.4	

Access Detail By County

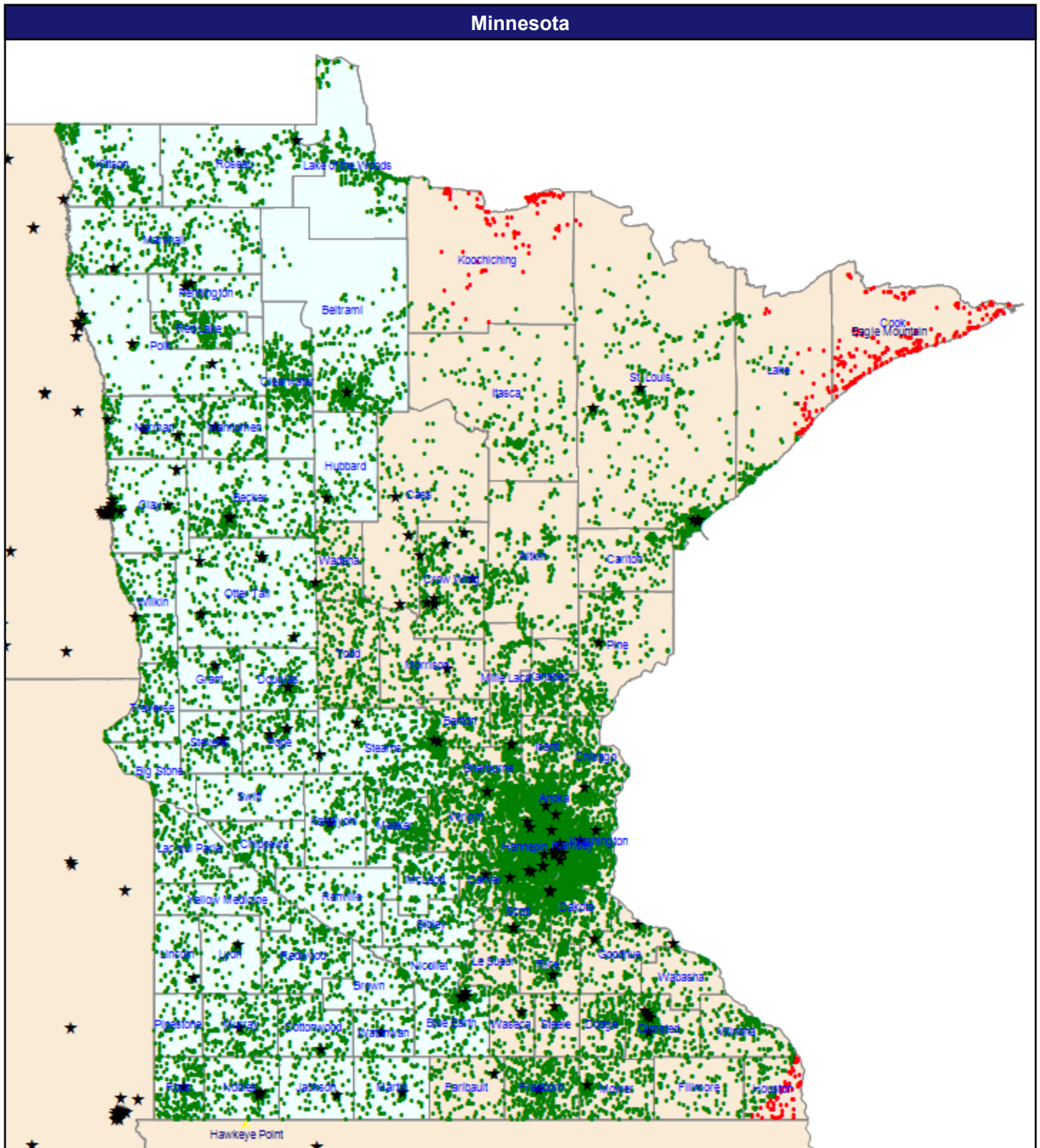
August 26, 2024

Access Analysis
 Sanford Health Plan Network Analysis
 - Time
 Employee / Provider Groups
 Minnesota Members (Minnesota
 Service Area)
 Pulmonary Disease

¹ The Access Standard is defined as
 (Minnesota Members (Minnesota
 Service Area)) employees accessing:
 1 (Pulmonary Disease) provider in 60
 miles and 60 minutes

All Employees									
State Name	County	County SSA	Employee	With Access ¹		Without Access ¹		Average Distance	Average Time
			#	#	%	#	%	1	1
Minnesota	Stevens	24740	199	199	100.0	0	0.0	44.0	48.0
	Swift	24750	102	102	100.0	0	0.0	26.7	29.1
	Traverse	24770	259	239	92.3	20	7.7	45.8	49.9
	Watonwan	24820	131	131	100.0	0	0.0	8.7	9.5
	Wilkin	24830	282	282	100.0	0	0.0	24.2	26.9
	Yellow Medicine	24860	199	199	100.0	0	0.0	20.7	22.6
	Grand Totals			11,867	11,174	94.2	693	5.8	27.9

Radiology and Nuclear Medicine



© 2024 Quest Analytics, LLC.

August 26, 2024

Radiology and Nuclear Medicine

1,725 providers at 295 locations

★ All providers

Sanford Health Plan Network Analysis - Census

Employee Group

Minnesota Members

Provider Group

Radiology and Nuclear Medicine

35,677 employee locations

● With access (35,125)

● Without access (552)

The Access Standard is defined as (Minnesota Members) employees accessing:

1 (Radiology and Nuclear Medicine) provider in 60 miles

Service Areas

□ Minnesota Service Area

52.60 miles

Access Detail By County

August 26, 2024

Access Analysis
 Sanford Health Plan Network Analysis
 - Time
 Employee / Provider Groups
 Minnesota Members (Minnesota
 Service Area)
 Radiology and Nuclear Medicine

¹ The Access Standard is defined as
 (Minnesota Members (Minnesota
 Service Area)) employees accessing:
 1 (Radiology and Nuclear Medicine)
 provider in 60 miles and 60 minutes

All Employees									
State Name	County	County SSA	Employee			Without Access ¹		Average Distance	Average Time
			#	#	%	#	%	1	1
Minnesota	Becker	24020	364	364	100.0	0	0.0	10.3	11.2
	Beltrami	24030	450	450	100.0	0	0.0	13.1	14.2
	Big Stone	24050	101	101	100.0	0	0.0	34.9	38.0
	Blue Earth	24060	347	347	100.0	0	0.0	7.0	7.6
	Brown	24070	135	135	100.0	0	0.0	25.7	28.0
	Chippewa	24110	266	266	100.0	0	0.0	32.8	35.8
	Clay	24130	324	324	100.0	0	0.0	5.0	5.5
	Clearwater	24140	387	387	100.0	0	0.0	25.0	27.2
	Cottonwood	24160	255	255	100.0	0	0.0	11.0	11.9
	Douglas	24200	191	191	100.0	0	0.0	7.2	7.8
	Grant	24250	127	127	100.0	0	0.0	11.2	12.2
	Hubbard	24280	110	110	100.0	0	0.0	11.3	12.3
	Jackson	24310	107	107	100.0	0	0.0	8.9	9.6
	Kandiyohi	24330	231	231	100.0	0	0.0	8.1	8.8
	Kittson	24340	356	356	100.0	0	0.0	26.5	29.0
	Lac qui Parle	24360	265	265	100.0	0	0.0	36.0	39.3
	Lake of the Woods	24380	339	337	99.4	2	0.6	32.3	35.2
	Lincoln	24400	118	118	100.0	0	0.0	13.8	15.0
	Lyon	24410	136	136	100.0	0	0.0	8.7	9.4
	Mahnomen	24430	220	220	100.0	0	0.0	11.1	12.1
	Marshall	24440	388	388	100.0	0	0.0	17.3	18.8
	Martin	24450	200	200	100.0	0	0.0	7.9	8.5
	McLeod	24420	199	199	100.0	0	0.0	25.4	27.7
	Meeker	24460	512	512	100.0	0	0.0	28.6	31.6
	Murray	24500	321	321	100.0	0	0.0	9.9	10.8
	Nicollet	24510	161	161	100.0	0	0.0	12.9	14.0
	Nobles	24520	268	268	100.0	0	0.0	8.1	8.8
	Norman	24530	286	286	100.0	0	0.0	6.1	6.6
	Otter Tail	24550	302	302	100.0	0	0.0	8.1	8.8
	Pennington	24560	145	145	100.0	0	0.0	5.2	5.6
	Pipestone	24580	106	106	100.0	0	0.0	21.3	23.2
	Polk	24590	156	156	100.0	0	0.0	8.7	9.5
	Pope	24600	232	232	100.0	0	0.0	5.9	6.4
	Red Lake	24620	346	346	100.0	0	0.0	15.7	17.1
	Redwood	24630	335	335	100.0	0	0.0	30.6	33.3
	Renville	24640	157	157	100.0	0	0.0	32.8	35.8
	Rock	24660	440	440	100.0	0	0.0	6.9	7.5
	Roseau	24670	347	347	100.0	0	0.0	10.4	11.3
	Sibley	24710	167	167	100.0	0	0.0	29.2	31.9
	Stearns	24720	798	798	100.0	0	0.0	9.7	11.2

Access Detail By County

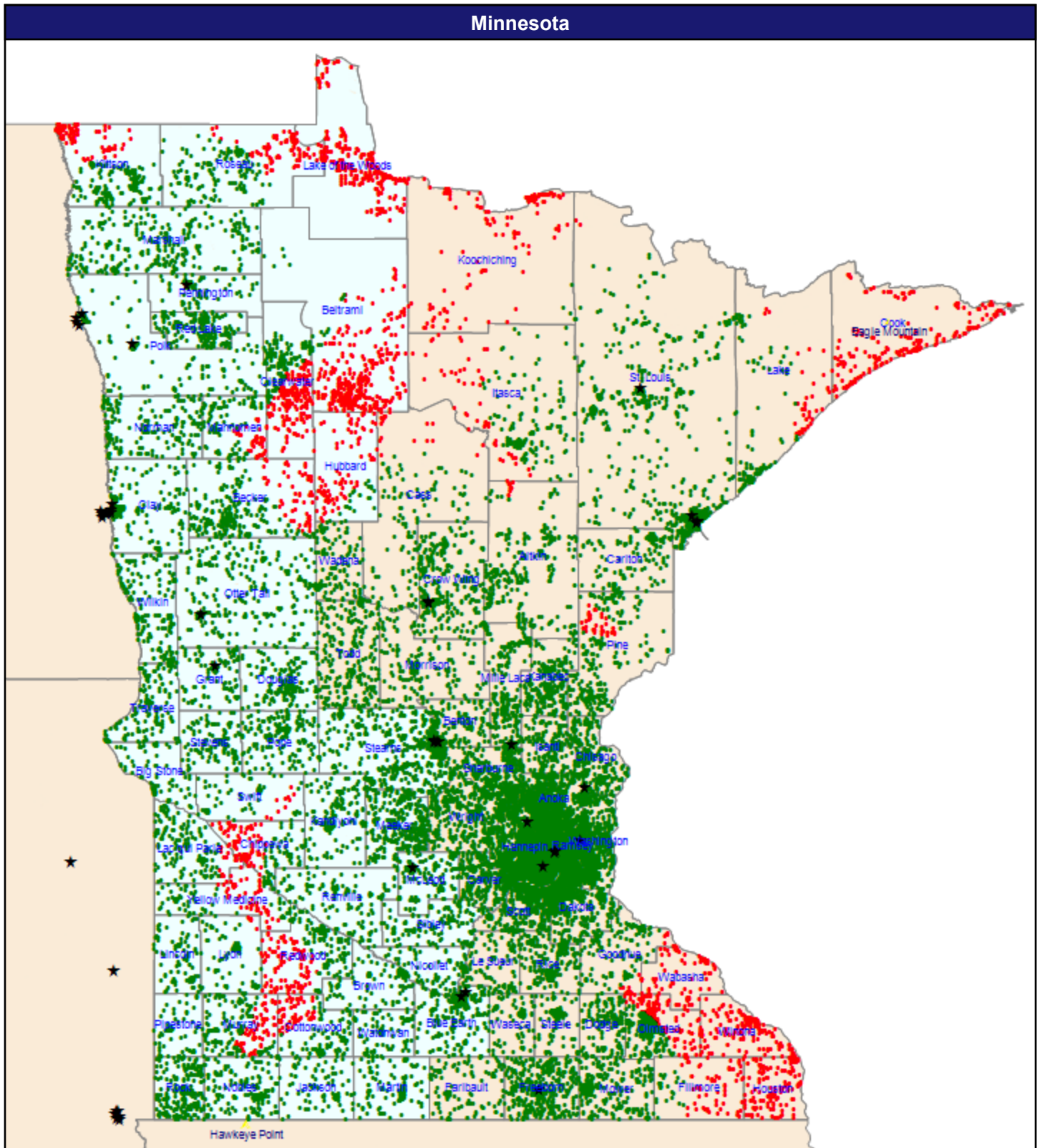
August 26, 2024

Access Analysis
 Sanford Health Plan Network Analysis
 - Time
 Employee / Provider Groups
 Minnesota Members (Minnesota
 Service Area)
 Radiology and Nuclear Medicine

¹ The Access Standard is defined as
 (Minnesota Members (Minnesota
 Service Area)) employees accessing:
 1 (Radiology and Nuclear Medicine)
 provider in 60 miles and 60 minutes

All Employees									
State Name	County	County SSA	Employee	With Access ¹		Without Access ¹		Average Distance	Average Time
			#	#	%	#	%	1	1
Minnesota	Stevens	24740	199	199	100.0	0	0.0	6.7	7.3
	Swift	24750	102	102	100.0	0	0.0	23.8	25.9
	Traverse	24770	259	259	100.0	0	0.0	32.0	34.9
	Watonwan	24820	131	131	100.0	0	0.0	8.7	9.5
	Wilkin	24830	282	282	100.0	0	0.0	10.8	11.8
	Yellow Medicine	24860	199	199	100.0	0	0.0	25.3	27.6
	Grand Totals			11,867	11,865	99.9	2	0.1	16.1

Reconstructive Surgery



© 2024 Quest Analytics, LLC.

August 26, 2024

Reconstructive Surgery

69 providers at 80 locations

★ All providers

Sanford Health Plan Network Analysis - Census

Employee Group

Minnesota Members

Provider Group

Reconstructive Surgery

35,677 employee locations

● With access (32,132)

● Without access (3,545)

The Access Standard is defined as (Minnesota Members) employees accessing:

1 (Reconstructive Surgery) provider in 60 miles

Service Areas

□ Minnesota Service Area

52.60 miles

Access Detail By County

August 26, 2024

Access Analysis
Sanford Health Plan Network Analysis
- Time

Employee / Provider Groups

Minnesota Members (Minnesota
Service Area)
Reconstructive Surgery

¹ The Access Standard is defined as
(Minnesota Members (Minnesota
Service Area)) employees accessing:
1 (Reconstructive Surgery) provider in
60 miles and 60 minutes

All Employees									
State Name	County	County SSA	Employee			Without Access ¹		Average Distance	Average Time
			#	#	%	#	%	1	1
Minnesota	Becker	24020	364	277	76.1	87	23.9	47.3	51.6
	Beltrami	24030	450	5	1.1	445	98.9	78.3	85.4
	Big Stone	24050	101	97	96.0	4	4.0	51.1	55.7
	Blue Earth	24060	347	347	100.0	0	0.0	7.7	8.4
	Brown	24070	135	135	100.0	0	0.0	36.3	39.5
	Chippewa	24110	266	41	15.4	225	84.6	62.5	68.1
	Clay	24130	324	324	100.0	0	0.0	9.8	11.3
	Clearwater	24140	387	75	19.4	312	80.6	61.5	67.0
	Cottonwood	24160	255	159	62.4	96	37.6	55.7	60.7
	Douglas	24200	191	191	100.0	0	0.0	30.4	33.1
	Grant	24250	127	127	100.0	0	0.0	11.2	12.2
	Hubbard	24280	110	6	5.5	104	94.5	67.0	73.0
	Jackson	24310	107	107	100.0	0	0.0	38.7	42.2
	Kandiyohi	24330	231	224	97.0	7	3.0	43.0	47.5
	Kittson	24340	356	169	47.5	187	52.5	57.3	62.7
	Lac qui Parle	24360	265	224	84.5	41	15.5	49.7	54.2
	Lake of the Woods	24380	339	0	0.0	339	100.0	88.3	96.2
	Lincoln	24400	118	118	100.0	0	0.0	30.6	33.4
	Lyon	24410	136	107	78.7	29	21.3	51.3	55.9
	Mahnomen	24430	220	125	56.8	95	43.2	55.7	60.7
	Marshall	24440	388	388	100.0	0	0.0	27.0	29.4
	Martin	24450	200	200	100.0	0	0.0	48.9	53.3
	McLeod	24420	199	199	100.0	0	0.0	10.7	11.6
	Meeker	24460	512	512	100.0	0	0.0	22.3	24.6
	Murray	24500	321	58	18.1	263	81.9	58.5	64.2
	Nicollet	24510	161	161	100.0	0	0.0	12.9	14.1
	Nobles	24520	268	237	88.4	31	11.6	47.2	53.2
	Norman	24530	286	286	100.0	0	0.0	34.0	37.0
	Otter Tail	24550	302	301	99.7	1	0.3	24.3	26.4
	Pennington	24560	145	145	100.0	0	0.0	5.7	6.2
	Pipestone	24580	106	106	100.0	0	0.0	40.4	45.1
	Polk	24590	156	156	100.0	0	0.0	18.9	20.6
	Pope	24600	232	217	93.5	15	6.5	44.1	48.4
	Red Lake	24620	346	346	100.0	0	0.0	21.3	23.1
	Redwood	24630	335	161	48.1	174	51.9	57.4	62.6
	Renville	24640	157	157	100.0	0	0.0	35.3	38.5
	Rock	24660	440	440	100.0	0	0.0	30.9	37.1
	Roseau	24670	347	115	33.1	232	66.9	59.7	65.1
	Sibley	24710	167	167	100.0	0	0.0	26.8	29.3
	Stearns	24720	798	798	100.0	0	0.0	15.6	18.7

Access Detail By County

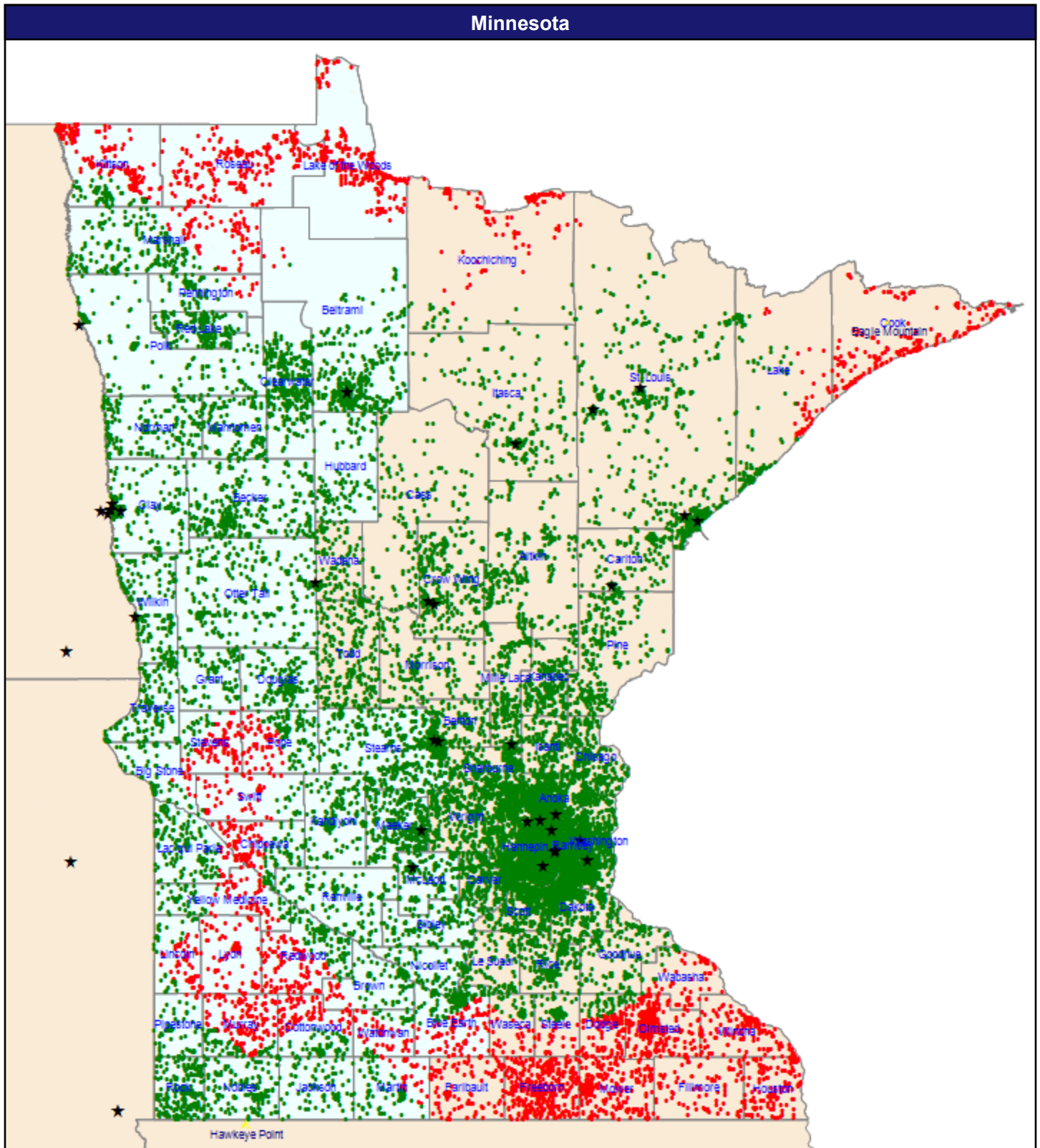
August 26, 2024

Access Analysis
 Sanford Health Plan Network Analysis
 - Time
 Employee / Provider Groups
 Minnesota Members (Minnesota
 Service Area)
 Reconstructive Surgery

¹ The Access Standard is defined as
 (Minnesota Members (Minnesota
 Service Area)) employees accessing:
 1 (Reconstructive Surgery) provider in
 60 miles and 60 minutes

All Employees									
State Name	County	County SSA	Employee	With Access ¹		Without Access ¹		Average Distance	Average Time
			#	#	%	#	%	1	1
Minnesota	Stevens	24740	199	199	100.0	0	0.0	30.7	33.4
	Swift	24750	102	55	53.9	47	46.1	54.3	59.3
	Traverse	24770	259	259	100.0	0	0.0	36.2	39.4
	Watonwan	24820	131	131	100.0	0	0.0	38.0	41.4
	Wilkin	24830	282	282	100.0	0	0.0	23.5	26.1
	Yellow Medicine	24860	199	71	35.7	128	64.3	56.5	61.6
	Grand Totals			11,867	9,005	75.9	2,862	24.1	39.4

Rheumatology



© 2024 Quest Analytics, LLC.

August 26, 2024

Rheumatology
 69 providers at 68 locations
 ★ All providers

Sanford Health Plan Network Analysis - Census

Employee Group
 Minnesota Members
 Provider Group
 Rheumatology
 35,677 employee locations
 ● With access (29,677)
 ● Without access (6,000)

The Access Standard is defined as (Minnesota Members) employees accessing:

1 (Rheumatology) provider in 60 miles

Service Areas

□ Minnesota Service Area

52.60 miles

Access Detail By County

August 26, 2024

Access Analysis
 Sanford Health Plan Network Analysis
 - Time
 Employee / Provider Groups
 Minnesota Members (Minnesota
 Service Area)
 Rheumatology

¹ The Access Standard is defined as
 (Minnesota Members (Minnesota
 Service Area)) employees accessing:
 1 (Rheumatology) provider in 60 miles
 and 60 minutes

All Employees									
State Name	County	County SSA	Employee			Without Access ¹		Average Distance	Average Time
			#	#	%	#	%	1	1
Minnesota	Becker	24020	364	364	100.0	0	0.0	39.4	42.9
	Beltrami	24030	450	445	98.9	5	1.1	13.3	14.5
	Big Stone	24050	101	75	74.3	26	25.7	53.8	58.6
	Blue Earth	24060	347	27	7.8	320	92.2	59.6	65.2
	Brown	24070	135	105	77.8	30	22.2	48.3	52.7
	Chippewa	24110	266	39	14.7	227	85.3	62.9	68.6
	Clay	24130	324	324	100.0	0	0.0	8.8	9.7
	Clearwater	24140	387	387	100.0	0	0.0	27.8	30.2
	Cottonwood	24160	255	108	42.4	147	57.6	58.3	63.5
	Douglas	24200	191	185	96.9	6	3.1	43.3	47.2
	Grant	24250	127	114	89.8	13	10.2	45.2	49.3
	Hubbard	24280	110	110	100.0	0	0.0	30.0	32.7
	Jackson	24310	107	107	100.0	0	0.0	39.2	42.7
	Kandiyohi	24330	231	231	100.0	0	0.0	37.1	40.5
	Kittson	24340	356	55	15.4	301	84.6	65.2	71.4
	Lac qui Parle	24360	265	224	84.5	41	15.5	49.7	54.2
	Lake of the Woods	24380	339	0	0.0	339	100.0	92.7	101.1
	Lincoln	24400	118	17	14.4	101	85.6	61.3	69.6
	Lyon	24410	136	0	0.0	136	100.0	75.9	83.5
	Mahnomen	24430	220	211	95.9	9	4.1	49.2	53.6
	Marshall	24440	388	238	61.3	150	38.7	48.7	53.1
	Martin	24450	200	62	31.0	138	69.0	57.4	62.6
	McLeod	24420	199	199	100.0	0	0.0	10.6	11.5
	Meeker	24460	512	512	100.0	0	0.0	13.3	14.4
	Murray	24500	321	0	0.0	321	100.0	64.5	73.8
	Nicollet	24510	161	149	92.5	12	7.5	47.5	51.7
	Nobles	24520	268	241	89.9	27	10.1	47.4	52.6
	Norman	24530	286	278	97.2	8	2.8	37.1	40.4
	Otter Tail	24550	302	302	100.0	0	0.0	27.6	30.1
	Pennington	24560	145	131	90.3	14	9.7	49.4	53.9
	Pipestone	24580	106	83	78.3	23	21.7	47.4	56.9
	Polk	24590	156	155	99.4	1	0.6	30.1	32.7
	Pope	24600	232	37	15.9	195	84.1	59.4	66.0
	Red Lake	24620	346	306	88.4	40	11.6	44.1	48.1
	Redwood	24630	335	154	46.0	181	54.0	60.4	65.9
	Renville	24640	157	156	99.4	1	0.6	35.5	38.6
	Rock	24660	440	440	100.0	0	0.0	31.0	37.2
	Roseau	24670	347	0	0.0	347	100.0	92.8	101.2
	Sibley	24710	167	167	100.0	0	0.0	29.4	32.2
	Stearns	24720	798	798	100.0	0	0.0	15.8	18.7

Access Detail By County

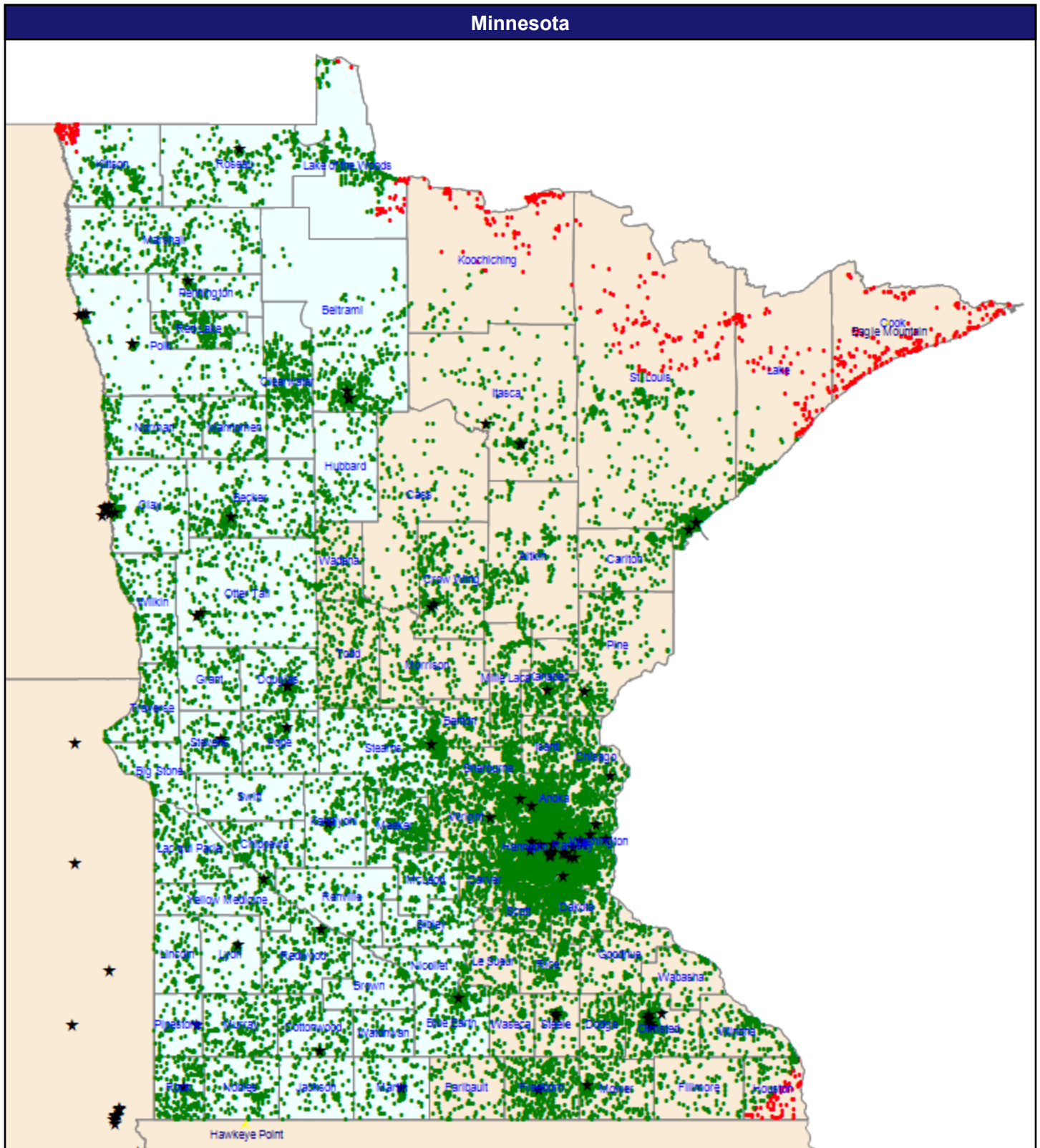
August 26, 2024

Access Analysis
 Sanford Health Plan Network Analysis
 - Time
 Employee / Provider Groups
 Minnesota Members (Minnesota
 Service Area)
 Rheumatology

¹ The Access Standard is defined as
 (Minnesota Members (Minnesota
 Service Area)) employees accessing:
 1 (Rheumatology) provider in 60 miles
 and 60 minutes

All Employees									
State Name	County	County SSA	Employee	With Access ¹		Without Access ¹		Average Distance	Average Time
			#	#	%	#	%	1	1
Minnesota	Stevens	24740	199	10	5.0	189	95.0	65.5	71.5
	Swift	24750	102	9	8.8	93	91.2	64.4	70.2
	Traverse	24770	259	259	100.0	0	0.0	35.5	38.7
	Watonwan	24820	131	0	0.0	131	100.0	62.5	68.1
	Wilkin	24830	282	282	100.0	0	0.0	12.9	14.1
	Yellow Medicine	24860	199	65	32.7	134	67.3	57.8	63.0
	Grand Totals			11,867	8,161	68.8	3,706	31.2	43.1

Substance Use Disorder - Outpatient



© 2024 Quest Analytics, LLC.

August 26, 2024

Substance Use Disorder (SUD) - Outpatient

100 providers at 132 locations

★ All providers

Sanford Health Plan Network Analysis - Census

Employee Group

Minnesota Members

Provider Group

Substance Use Disorder (SUD) - Outpatient

35,677 employee locations

● With access (34,856)

● Without access (821)

The Access Standard is defined as (Minnesota Members) employees accessing:

1 (Substance Use Disorder (SUD) - Outpatient) provider in 60 miles

Service Areas

□ Minnesota Service Area

52.60 miles

Access Detail By County

August 26, 2024

Access Analysis
 Sanford Health Plan Network Analysis
 - Time
 Employee / Provider Groups
 Minnesota Members (Minnesota
 Service Area)
 Substance Use Disorder (SUD) -
 Outpatient

¹ The Access Standard is defined as
 (Minnesota Members (Minnesota
 Service Area)) employees accessing:
 1 (Substance Use Disorder (SUD) -
 Outpatient) provider in 60 miles and 60
 minutes

All Employees									
State Name	County	County SSA	Employee			Without Access ¹		Average Distance	Average Time
			#	#	%	#	%	1	1
Minnesota	Becker	24020	364	364	100.0	0	0.0	13.8	15.0
	Beltrami	24030	450	450	100.0	0	0.0	12.4	13.5
	Big Stone	24050	101	101	100.0	0	0.0	32.0	34.9
	Blue Earth	24060	347	347	100.0	0	0.0	8.0	8.7
	Brown	24070	135	135	100.0	0	0.0	29.0	31.6
	Chippewa	24110	266	266	100.0	0	0.0	16.7	18.2
	Clay	24130	324	324	100.0	0	0.0	9.3	10.2
	Clearwater	24140	387	387	100.0	0	0.0	27.2	29.6
	Cottonwood	24160	255	255	100.0	0	0.0	12.3	13.4
	Douglas	24200	191	191	100.0	0	0.0	8.0	8.7
	Grant	24250	127	127	100.0	0	0.0	22.6	24.6
	Hubbard	24280	110	110	100.0	0	0.0	30.2	32.9
	Jackson	24310	107	107	100.0	0	0.0	18.3	19.9
	Kandiyohi	24330	231	231	100.0	0	0.0	8.5	9.2
	Kittson	24340	356	232	65.2	124	34.8	51.3	56.2
	Lac qui Parle	24360	265	265	100.0	0	0.0	34.4	37.5
	Lake of the Woods	24380	339	215	63.4	124	36.6	49.5	53.9
	Lincoln	24400	118	118	100.0	0	0.0	23.9	26.0
	Lyon	24410	136	136	100.0	0	0.0	9.5	10.3
	Mahnomen	24430	220	220	100.0	0	0.0	35.4	38.5
	Marshall	24440	388	388	100.0	0	0.0	25.7	28.0
	Martin	24450	200	200	100.0	0	0.0	8.3	9.0
	McLeod	24420	199	199	100.0	0	0.0	38.5	42.0
	Meeker	24460	512	512	100.0	0	0.0	27.6	30.0
	Murray	24500	321	321	100.0	0	0.0	20.2	22.0
	Nicollet	24510	161	161	100.0	0	0.0	13.5	14.7
	Nobles	24520	268	268	100.0	0	0.0	27.0	29.4
	Norman	24530	286	286	100.0	0	0.0	33.4	36.4
	Otter Tail	24550	302	302	100.0	0	0.0	19.2	20.9
	Pennington	24560	145	145	100.0	0	0.0	5.3	5.7
	Pipestone	24580	106	106	100.0	0	0.0	11.9	13.0
	Polk	24590	156	156	100.0	0	0.0	17.6	19.2
	Pope	24600	232	232	100.0	0	0.0	8.4	9.1
	Red Lake	24620	346	346	100.0	0	0.0	22.2	24.1
	Redwood	24630	335	335	100.0	0	0.0	13.3	14.5
	Renville	24640	157	157	100.0	0	0.0	20.6	22.5
	Rock	24660	440	440	100.0	0	0.0	7.2	7.8
	Roseau	24670	347	347	100.0	0	0.0	15.6	17.0
	Sibley	24710	167	167	100.0	0	0.0	32.9	36.0
	Stearns	24720	798	798	100.0	0	0.0	13.6	14.9

Access Detail By County

August 26, 2024

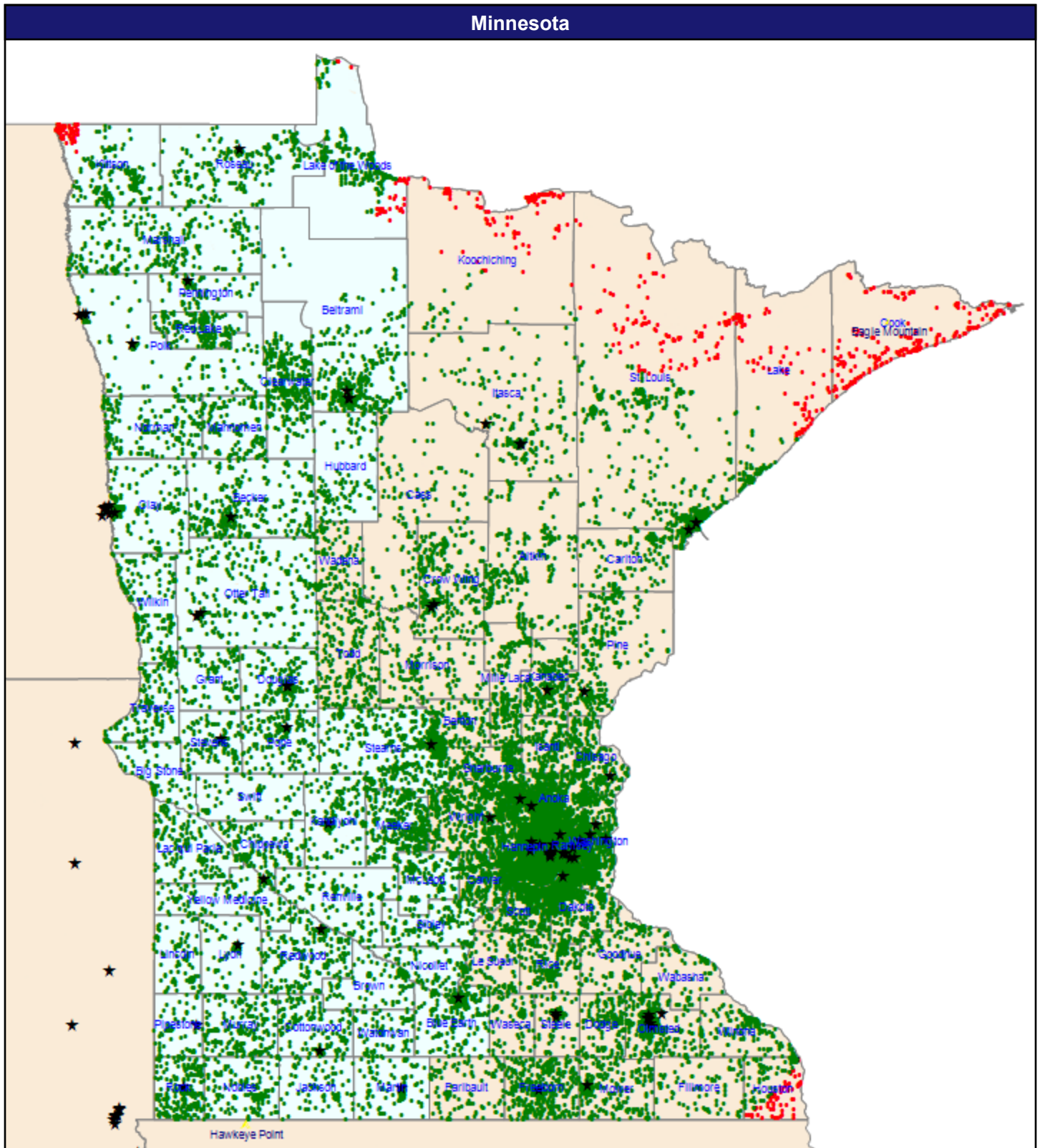
Access Analysis
 Sanford Health Plan Network Analysis
 - Time

Employee / Provider Groups
 Minnesota Members (Minnesota
 Service Area)
 Substance Use Disorder (SUD) -
 Outpatient

¹ The Access Standard is defined as
 (Minnesota Members (Minnesota
 Service Area)) employees accessing:
 1 (Substance Use Disorder (SUD) -
 Outpatient) provider in 60 miles and 60
 minutes

All Employees									
State Name	County	County SSA	Employee	With Access ¹		Without Access ¹		Average Distance	Average Time
			#	#	%	#	%	1	1
Minnesota	Stevens	24740	199	199	100.0	0	0.0	6.9	7.4
	Swift	24750	102	102	100.0	0	0.0	26.5	28.8
	Traverse	24770	259	259	100.0	0	0.0	31.8	34.7
	Watonwan	24820	131	131	100.0	0	0.0	25.0	27.3
	Wilkin	24830	282	282	100.0	0	0.0	22.9	25.0
	Yellow Medicine	24860	199	199	100.0	0	0.0	18.6	20.2
	Grand Totals		11,867	11,619	97.9	248	2.1	20.8	22.7

Substance Use Disorder - Inpatient



© 2024 Quest Analytics, LLC.

August 26, 2024

Substance Use Disorder (SUD) - Inpatient

100 providers at 132 locations

★ All providers

Sanford Health Plan Network Analysis - Census

Employee Group

Minnesota Members

Provider Group

Substance Use Disorder (SUD) - Inpatient

35,677 employee locations

● With access (34,856)

● Without access (821)

The Access Standard is defined as (Minnesota Members) employees accessing:

1 (Substance Use Disorder (SUD) - Inpatient) provider in 60 miles

Service Areas

□ Minnesota Service Area

52.60 miles

Access Detail By County

August 26, 2024

Access Analysis
 Sanford Health Plan Network Analysis
 - Time
 Employee / Provider Groups
 Minnesota Members (Minnesota
 Service Area)
 Substance Use Disorder (SUD) -
 Inpatient

¹ The Access Standard is defined as
 (Minnesota Members (Minnesota
 Service Area)) employees accessing:
 1 (Substance Use Disorder (SUD) -
 Inpatient) provider in 60 miles and 60
 minutes

All Employees									
State Name	County	County SSA	Employee			Without Access ¹		Average Distance	Average Time
			#	#	%	#	%	1	1
Minnesota	Becker	24020	364	364	100.0	0	0.0	13.8	15.0
	Beltrami	24030	450	450	100.0	0	0.0	12.4	13.5
	Big Stone	24050	101	101	100.0	0	0.0	32.0	34.9
	Blue Earth	24060	347	347	100.0	0	0.0	8.0	8.7
	Brown	24070	135	135	100.0	0	0.0	29.0	31.6
	Chippewa	24110	266	266	100.0	0	0.0	16.7	18.2
	Clay	24130	324	324	100.0	0	0.0	9.3	10.2
	Clearwater	24140	387	387	100.0	0	0.0	27.2	29.6
	Cottonwood	24160	255	255	100.0	0	0.0	12.3	13.4
	Douglas	24200	191	191	100.0	0	0.0	8.0	8.7
	Grant	24250	127	127	100.0	0	0.0	22.6	24.6
	Hubbard	24280	110	110	100.0	0	0.0	30.2	32.9
	Jackson	24310	107	107	100.0	0	0.0	18.3	19.9
	Kandiyohi	24330	231	231	100.0	0	0.0	8.5	9.2
	Kittson	24340	356	232	65.2	124	34.8	51.3	56.2
	Lac qui Parle	24360	265	265	100.0	0	0.0	34.4	37.5
	Lake of the Woods	24380	339	215	63.4	124	36.6	49.5	53.9
	Lincoln	24400	118	118	100.0	0	0.0	23.9	26.0
	Lyon	24410	136	136	100.0	0	0.0	9.5	10.3
	Mahnomen	24430	220	220	100.0	0	0.0	35.4	38.5
	Marshall	24440	388	388	100.0	0	0.0	25.7	28.0
	Martin	24450	200	200	100.0	0	0.0	8.3	9.0
	McLeod	24420	199	199	100.0	0	0.0	38.5	42.0
	Meeker	24460	512	512	100.0	0	0.0	27.6	30.0
	Murray	24500	321	321	100.0	0	0.0	20.2	22.0
	Nicollet	24510	161	161	100.0	0	0.0	13.5	14.7
	Nobles	24520	268	268	100.0	0	0.0	27.0	29.4
	Norman	24530	286	286	100.0	0	0.0	33.4	36.4
	Otter Tail	24550	302	302	100.0	0	0.0	19.2	20.9
	Pennington	24560	145	145	100.0	0	0.0	5.3	5.7
	Pipestone	24580	106	106	100.0	0	0.0	11.9	13.0
	Polk	24590	156	156	100.0	0	0.0	17.6	19.2
	Pope	24600	232	232	100.0	0	0.0	8.4	9.1
	Red Lake	24620	346	346	100.0	0	0.0	22.2	24.1
	Redwood	24630	335	335	100.0	0	0.0	13.3	14.5
	Renville	24640	157	157	100.0	0	0.0	20.6	22.5
	Rock	24660	440	440	100.0	0	0.0	7.2	7.8
	Roseau	24670	347	347	100.0	0	0.0	15.6	17.0
	Sibley	24710	167	167	100.0	0	0.0	32.9	36.0
	Stearns	24720	798	798	100.0	0	0.0	13.6	14.9

Access Detail By County

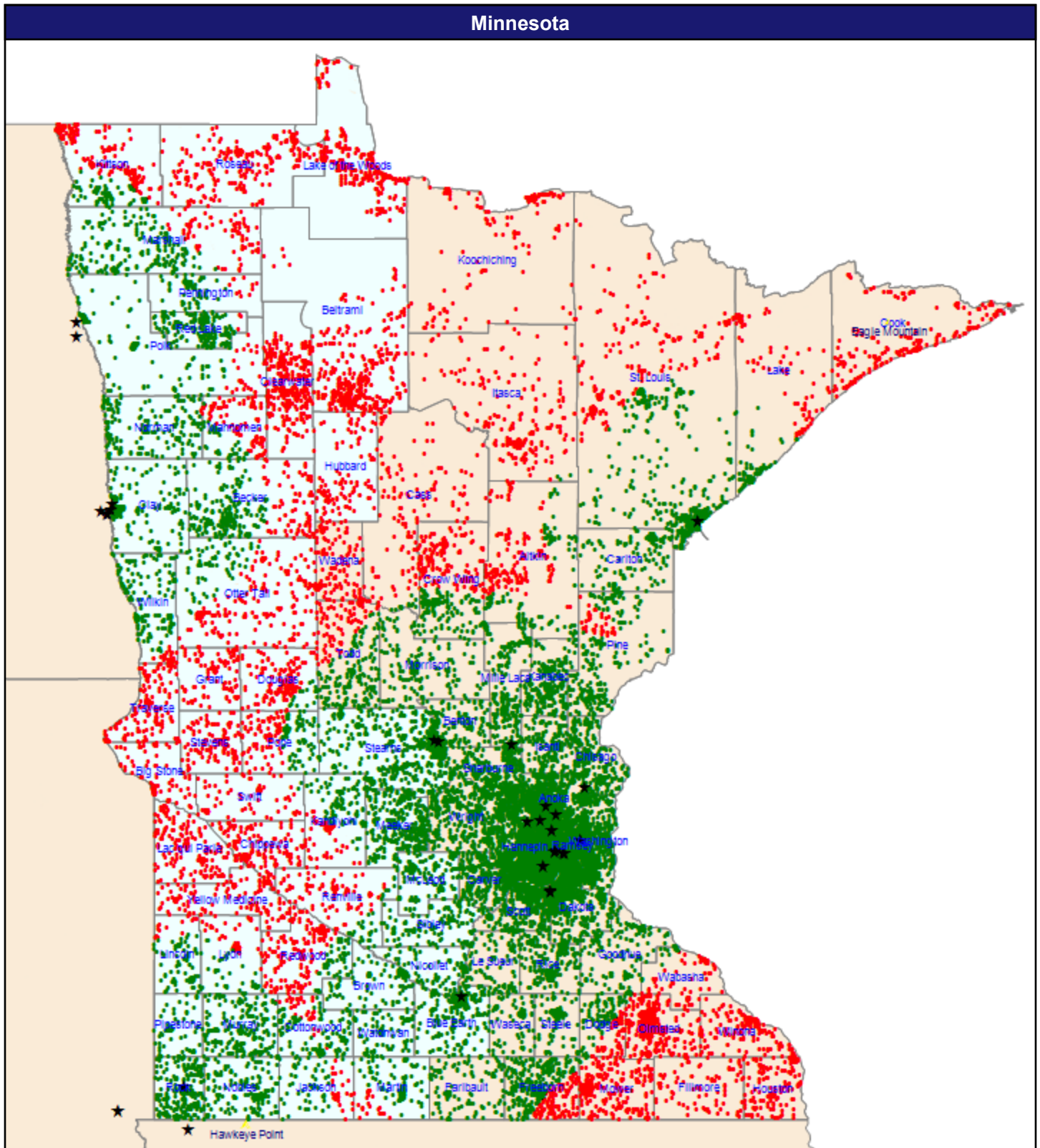
August 26, 2024

Access Analysis
 Sanford Health Plan Network Analysis
 - Time
 Employee / Provider Groups
 Minnesota Members (Minnesota
 Service Area)
 Substance Use Disorder (SUD) -
 Inpatient

¹ The Access Standard is defined as
 (Minnesota Members (Minnesota
 Service Area)) employees accessing:
 1 (Substance Use Disorder (SUD) -
 Inpatient) provider in 60 miles and 60
 minutes

All Employees									
State Name	County	County SSA	Employee	With Access ¹		Without Access ¹		Average Distance	Average Time
			#	#	%	#	%	1	1
Minnesota	Stevens	24740	199	199	100.0	0	0.0	6.9	7.4
	Swift	24750	102	102	100.0	0	0.0	26.5	28.8
	Traverse	24770	259	259	100.0	0	0.0	31.8	34.7
	Watonwan	24820	131	131	100.0	0	0.0	25.0	27.3
	Wilkin	24830	282	282	100.0	0	0.0	22.9	25.0
	Yellow Medicine	24860	199	199	100.0	0	0.0	18.6	20.2
	Grand Totals		11,867	11,619	97.9	248	2.1	20.8	22.7

Thoracic Surgery



© 2024 Quest Analytics, LLC.

August 26, 2024

Thoracic Surgery

110 providers at 60 locations

★ All providers

Sanford Health Plan Network Analysis - Census

Employee Group

Minnesota Members

Provider Group

Thoracic Surgery

35,677 employee locations

● With access (26,835)

● Without access (8,842)

The Access Standard is defined as (Minnesota Members) employees accessing:

1 (Thoracic Surgery) provider in 60 miles

Service Areas

□ Minnesota Service Area

52.60 miles

Access Detail By County

August 26, 2024

Access Analysis
 Sanford Health Plan Network Analysis
 - Time
 Employee / Provider Groups
 Minnesota Members (Minnesota
 Service Area)
 Thoracic Surgery

¹ The Access Standard is defined as
 (Minnesota Members (Minnesota
 Service Area)) employees accessing:
 1 (Thoracic Surgery) provider in 60
 miles and 60 minutes

All Employees									
State Name	County	County SSA	Employee			Without Access ¹		Average Distance	Average Time
			#	#	%	#	%	1	1
Minnesota	Becker	24020	364	252	69.2	112	30.8	51.8	56.6
	Beltrami	24030	450	0	0.0	450	100.0	104.5	113.9
	Big Stone	24050	101	0	0.0	101	100.0	97.1	108.0
	Blue Earth	24060	347	347	100.0	0	0.0	8.0	8.7
	Brown	24070	135	135	100.0	0	0.0	36.5	39.7
	Chippewa	24110	266	0	0.0	266	100.0	87.8	100.9
	Clay	24130	324	324	100.0	0	0.0	10.0	11.5
	Clearwater	24140	387	0	0.0	387	100.0	81.5	88.9
	Cottonwood	24160	255	87	34.1	168	65.9	56.9	62.0
	Douglas	24200	191	0	0.0	191	100.0	66.1	79.2
	Grant	24250	127	0	0.0	127	100.0	79.4	89.1
	Hubbard	24280	110	0	0.0	110	100.0	91.8	100.2
	Jackson	24310	107	47	43.9	60	56.1	56.2	61.2
	Kandiyohi	24330	231	35	15.2	196	84.8	58.3	69.9
	Kittson	24340	356	59	16.6	297	83.4	64.3	70.4
	Lac qui Parle	24360	265	0	0.0	265	100.0	93.4	101.9
	Lake of the Woods	24380	339	0	0.0	339	100.0	125.3	136.6
	Lincoln	24400	118	71	60.2	47	39.8	51.0	55.6
	Lyon	24410	136	22	16.2	114	83.8	59.9	65.3
	Mahnomen	24430	220	28	12.7	192	87.3	61.0	66.5
	Marshall	24440	388	241	62.1	147	37.9	48.4	52.7
	Martin	24450	200	149	74.5	51	25.5	52.5	57.2
	McLeod	24420	199	155	77.9	44	22.1	45.4	53.6
	Meeker	24460	512	472	92.2	40	7.8	39.3	47.1
	Murray	24500	321	312	97.2	9	2.8	40.2	43.8
	Nicollet	24510	161	161	100.0	0	0.0	14.1	15.4
	Nobles	24520	268	268	100.0	0	0.0	27.5	30.0
	Norman	24530	286	277	96.9	9	3.1	37.5	40.8
	Otter Tail	24550	302	45	14.9	257	85.1	65.7	73.5
	Pennington	24560	145	130	89.7	15	10.3	49.3	53.8
	Pipestone	24580	106	106	100.0	0	0.0	24.9	27.1
	Polk	24590	156	118	75.6	38	24.4	33.6	36.6
	Pope	24600	232	10	4.3	222	95.7	61.4	73.7
	Red Lake	24620	346	292	84.4	54	15.6	44.9	49.0
	Redwood	24630	335	25	7.5	310	92.5	65.6	71.5
	Renville	24640	157	13	8.3	144	91.7	69.4	76.3
	Rock	24660	440	440	100.0	0	0.0	6.7	7.3
	Roseau	24670	347	0	0.0	347	100.0	97.0	105.8
	Sibley	24710	167	166	99.4	1	0.6	35.6	39.1
	Stearns	24720	798	798	100.0	0	0.0	15.9	19.0

Access Detail By County

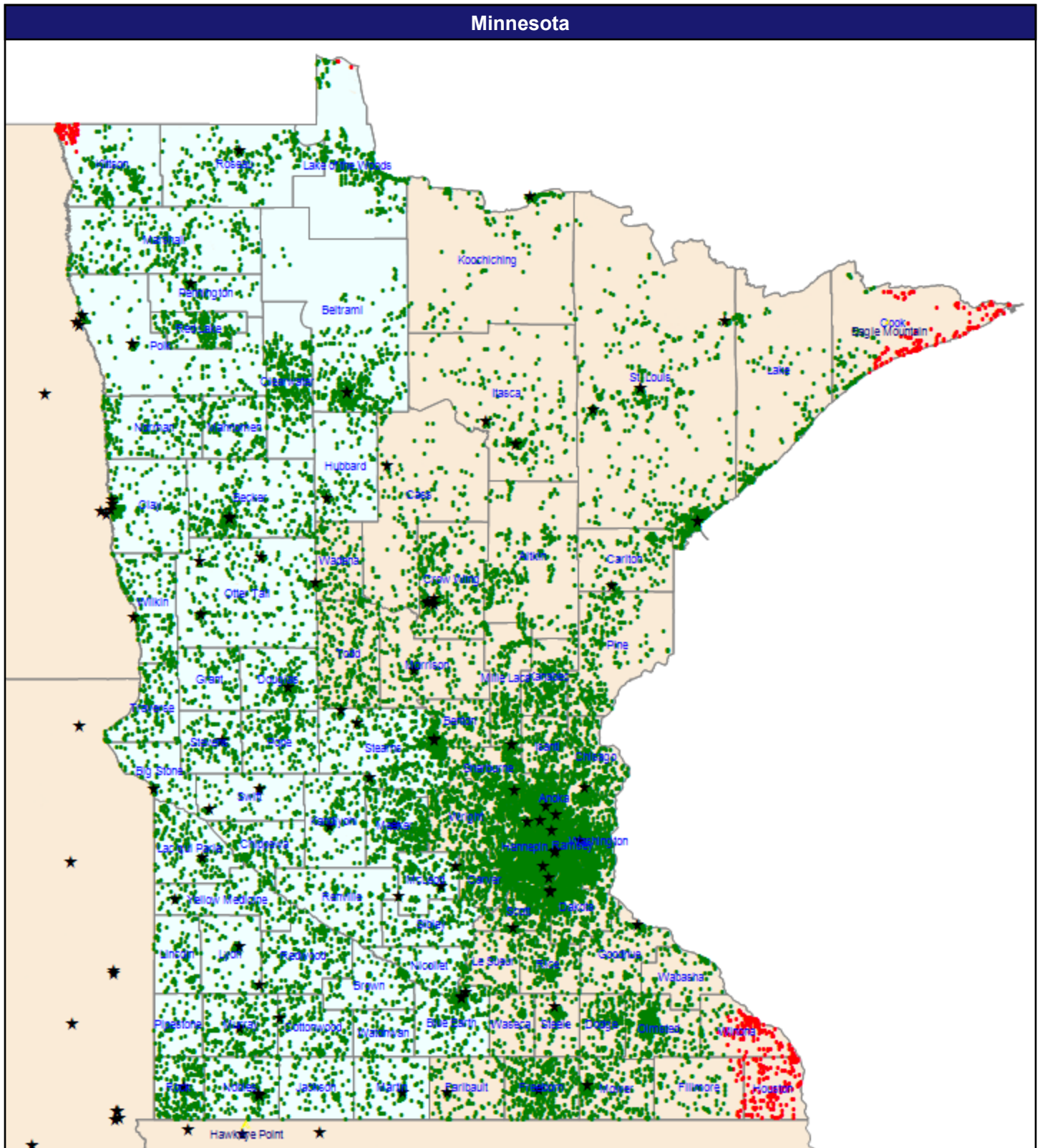
August 26, 2024

Access Analysis
 Sanford Health Plan Network Analysis
 - Time
 Employee / Provider Groups
 Minnesota Members (Minnesota
 Service Area)
 Thoracic Surgery

¹ The Access Standard is defined as
 (Minnesota Members (Minnesota
 Service Area)) employees accessing:
 1 (Thoracic Surgery) provider in 60
 miles and 60 minutes

All Employees									
State Name	County	County SSA	Employee	With Access ¹		Without Access ¹		Average Distance	Average Time
			#	#	%	#	%	1	1
Minnesota	Stevens	24740	199	0	0.0	199	100.0	85.6	101.7
	Swift	24750	102	0	0.0	102	100.0	79.3	95.2
	Traverse	24770	259	0	0.0	259	100.0	75.7	85.4
	Watonwan	24820	131	131	100.0	0	0.0	38.0	41.4
	Wilkin	24830	282	225	79.8	57	20.2	44.4	50.6
	Yellow Medicine	24860	199	0	0.0	199	100.0	79.7	86.8
	Grand Totals			11,867	5,941	50.1	5,926	49.9	54.6

Urology



© 2024 Quest Analytics, LLC.

August 26, 2024

Urology

212 providers at 166 locations

★ All providers

Sanford Health Plan Network Analysis - Census

Employee Group

Minnesota Members

Provider Group

Urology

35,677 employee locations

● With access (35,038)

● Without access (639)

The Access Standard is defined as (Minnesota Members) employees accessing:

1 (Urology) provider in 60 miles

Service Areas

□ Minnesota Service Area

52.60 miles

Access Detail By County

August 26, 2024

Access Analysis
 Sanford Health Plan Network Analysis
 - Time
 Employee / Provider Groups
 Minnesota Members (Minnesota
 Service Area)
 Urology

¹ The Access Standard is defined as
 (Minnesota Members (Minnesota
 Service Area)) employees accessing:
 1 (Urology) provider in 60 miles and 60
 minutes

All Employees									
State Name	County	County SSA	Employee			Without Access ¹		Average Distance	Average Time
			#	#	%	#	%	1	1
Minnesota	Becker	24020	364	364	100.0	0	0.0	10.9	11.8
	Beltrami	24030	450	450	100.0	0	0.0	13.0	14.2
	Big Stone	24050	101	101	100.0	0	0.0	10.5	11.5
	Blue Earth	24060	347	347	100.0	0	0.0	7.3	7.9
	Brown	24070	135	135	100.0	0	0.0	30.5	33.2
	Chippewa	24110	266	266	100.0	0	0.0	20.2	22.0
	Clay	24130	324	324	100.0	0	0.0	8.5	9.6
	Clearwater	24140	387	387	100.0	0	0.0	27.7	30.2
	Cottonwood	24160	255	255	100.0	0	0.0	20.4	22.2
	Douglas	24200	191	191	100.0	0	0.0	8.2	8.9
	Grant	24250	127	127	100.0	0	0.0	22.7	24.7
	Hubbard	24280	110	110	100.0	0	0.0	10.7	11.6
	Jackson	24310	107	107	100.0	0	0.0	20.0	21.7
	Kandiyohi	24330	231	231	100.0	0	0.0	7.6	8.3
	Kittson	24340	356	224	62.9	132	37.1	51.7	56.6
	Lac qui Parle	24360	265	265	100.0	0	0.0	10.3	11.2
	Lake of the Woods	24380	339	255	75.2	84	24.8	48.1	52.4
	Lincoln	24400	118	118	100.0	0	0.0	21.8	23.8
	Lyon	24410	136	136	100.0	0	0.0	6.7	7.3
	Mahnomen	24430	220	220	100.0	0	0.0	35.6	38.8
	Marshall	24440	388	388	100.0	0	0.0	26.8	29.1
	Martin	24450	200	200	100.0	0	0.0	8.9	9.6
	McLeod	24420	199	199	100.0	0	0.0	8.8	9.6
	Meeker	24460	512	512	100.0	0	0.0	9.1	9.8
	Murray	24500	321	321	100.0	0	0.0	8.9	9.7
	Nicollet	24510	161	161	100.0	0	0.0	11.8	12.9
	Nobles	24520	268	268	100.0	0	0.0	7.9	8.5
	Norman	24530	286	286	100.0	0	0.0	32.3	35.2
	Otter Tail	24550	302	302	100.0	0	0.0	9.6	10.5
	Pennington	24560	145	145	100.0	0	0.0	5.5	6.0
	Pipestone	24580	106	106	100.0	0	0.0	23.6	25.8
	Polk	24590	156	156	100.0	0	0.0	17.7	19.3
	Pope	24600	232	232	100.0	0	0.0	17.0	18.5
	Red Lake	24620	346	346	100.0	0	0.0	21.4	23.3
	Redwood	24630	335	335	100.0	0	0.0	26.7	29.1
	Renville	24640	157	157	100.0	0	0.0	23.2	25.2
	Rock	24660	440	440	100.0	0	0.0	6.7	7.3
	Roseau	24670	347	347	100.0	0	0.0	15.5	16.9
	Sibley	24710	167	167	100.0	0	0.0	15.8	17.2
	Stearns	24720	798	798	100.0	0	0.0	7.9	8.6

Access Detail By County

August 26, 2024

Access Analysis
 Sanford Health Plan Network Analysis
 - Time
 Employee / Provider Groups
 Minnesota Members (Minnesota
 Service Area)
 Vascular Surgery

¹ The Access Standard is defined as
 (Minnesota Members (Minnesota
 Service Area)) employees accessing:
 1 (Vascular Surgery) provider in 60
 miles and 60 minutes

All Employees									
State Name	County	County SSA	Employee			Without Access ¹		Average Distance	Average Time
			#	#	%	#	%	1	1
Minnesota	Becker	24020	364	364	100.0	0	0.0	14.0	15.2
	Beltrami	24030	450	450	100.0	0	0.0	13.1	14.3
	Big Stone	24050	101	101	100.0	0	0.0	11.2	12.2
	Blue Earth	24060	347	347	100.0	0	0.0	8.0	8.7
	Brown	24070	135	135	100.0	0	0.0	32.9	35.9
	Chippewa	24110	266	266	100.0	0	0.0	41.7	45.4
	Clay	24130	324	324	100.0	0	0.0	10.2	11.1
	Clearwater	24140	387	387	100.0	0	0.0	28.0	30.5
	Cottonwood	24160	255	255	100.0	0	0.0	23.4	25.5
	Douglas	24200	191	191	100.0	0	0.0	8.2	8.9
	Grant	24250	127	127	100.0	0	0.0	31.6	34.4
	Hubbard	24280	110	110	100.0	0	0.0	32.1	34.9
	Jackson	24310	107	107	100.0	0	0.0	10.9	11.8
	Kandiyohi	24330	231	231	100.0	0	0.0	27.4	29.8
	Kittson	24340	356	280	78.7	76	21.3	42.9	47.0
	Lac qui Parle	24360	265	265	100.0	0	0.0	22.7	24.7
	Lake of the Woods	24380	339	0	0.0	339	100.0	87.3	95.1
	Lincoln	24400	118	118	100.0	0	0.0	23.7	25.8
	Lyon	24410	136	136	100.0	0	0.0	19.2	20.9
	Mahnomen	24430	220	220	100.0	0	0.0	36.0	39.2
	Marshall	24440	388	388	100.0	0	0.0	18.5	20.1
	Martin	24450	200	200	100.0	0	0.0	26.2	28.5
	McLeod	24420	199	199	100.0	0	0.0	42.1	46.5
	Meeker	24460	512	512	100.0	0	0.0	25.7	28.0
	Murray	24500	321	321	100.0	0	0.0	21.0	22.9
	Nicollet	24510	161	161	100.0	0	0.0	14.1	15.4
	Nobles	24520	268	268	100.0	0	0.0	9.7	10.6
	Norman	24530	286	286	100.0	0	0.0	36.3	39.5
	Otter Tail	24550	302	302	100.0	0	0.0	28.5	31.0
	Pennington	24560	145	145	100.0	0	0.0	6.3	6.8
	Pipestone	24580	106	106	100.0	0	0.0	40.2	44.4
	Polk	24590	156	156	100.0	0	0.0	26.4	28.7
	Pope	24600	232	232	100.0	0	0.0	21.0	22.8
	Red Lake	24620	346	346	100.0	0	0.0	21.0	22.9
	Redwood	24630	335	335	100.0	0	0.0	30.2	32.9
	Renville	24640	157	155	98.7	2	1.3	47.3	51.5
	Rock	24660	440	440	100.0	0	0.0	28.6	32.0
	Roseau	24670	347	111	32.0	236	68.0	60.5	66.0
	Sibley	24710	167	167	100.0	0	0.0	35.6	39.0
	Stearns	24720	798	798	100.0	0	0.0	8.0	9.2

Access Detail By County

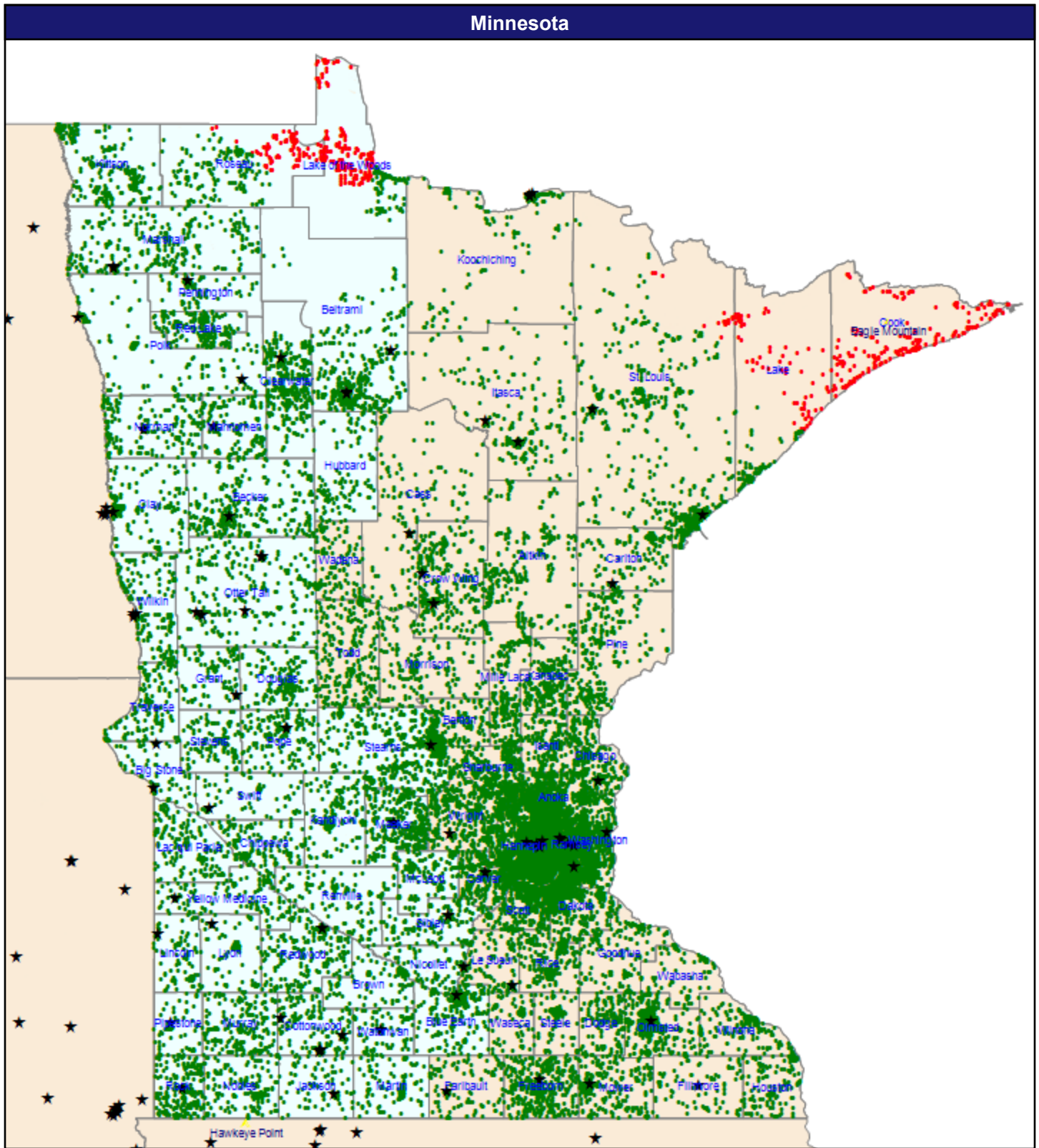
August 26, 2024

Access Analysis
 Sanford Health Plan Network Analysis
 - Time
 Employee / Provider Groups
 Minnesota Members (Minnesota
 Service Area)
 Vascular Surgery

¹ The Access Standard is defined as
 (Minnesota Members (Minnesota
 Service Area)) employees accessing:
 1 (Vascular Surgery) provider in 60
 miles and 60 minutes

All Employees									
State Name	County	County SSA	Employee	With Access ¹		Without Access ¹		Average Distance	Average Time
			#	#	%	#	%	1	1
Minnesota	Stevens	24740	199	199	100.0	0	0.0	36.4	39.7
	Swift	24750	102	102	100.0	0	0.0	34.5	37.6
	Traverse	24770	259	259	100.0	0	0.0	31.6	34.4
	Watonwan	24820	131	131	100.0	0	0.0	33.4	36.4
	Wilkin	24830	282	282	100.0	0	0.0	13.1	14.2
	Yellow Medicine	24860	199	199	100.0	0	0.0	22.3	24.3
	Grand Totals			11,867	11,214	94.5	653	5.5	26.3

Home Health Care Agency



© 2024 Quest Analytics, LLC.

August 26, 2024

Home Health Care Agency
 172 providers at 195 locations
 ★ All providers

Sanford Health Plan Network Analysis - Census

Employee Group
 Minnesota Members
 Provider Group
 Home Health Care Agency
 35,677 employee locations
 ● With access (35,017)
 ● Without access (660)

The Access Standard is defined as (Minnesota Members) employees accessing:

1 (Home Health Care Agency) provider in 60 miles

Service Areas

□ Minnesota Service Area

52.60 miles

Access Detail By County

August 26, 2024

Access Analysis
Sanford Health Plan Network Analysis
- Time

Employee / Provider Groups
Minnesota Members (Minnesota
Service Area)
Home Health Care Agency

¹ The Access Standard is defined as
(Minnesota Members (Minnesota
Service Area)) employees accessing:
1 (Home Health Care Agency) provider
in 60 miles and 60 minutes

All Employees										
County	County SSA	Employee	Provider	Counts	With Access ¹		Without Access ¹		Average Distance	Average Time
		#	Group	#	#	%	#	%	1	1
Becker, MN	24020	364	Home Health Care Agency	1	364	100.0	0	0.0	13.2	14.4
Beltrami, MN	24030	450	Home Health Care Agency	3	450	100.0	0	0.0	9.5	10.3
Big Stone, MN	24050	101	Home Health Care Agency	2	101	100.0	0	0.0	6.6	7.1
Blue Earth, MN	24060	347	Home Health Care Agency	1	347	100.0	0	0.0	8.1	8.8
Brown, MN	24070	135	Home Health Care Agency	0	135	100.0	0	0.0	23.0	25.1
Chippewa, MN	24110	266	Home Health Care Agency	0	266	100.0	0	0.0	29.5	32.1
Clay, MN	24130	324	Home Health Care Agency	1	324	100.0	0	0.0	9.1	10.0
Clearwater, MN	24140	387	Home Health Care Agency	1	387	100.0	0	0.0	12.8	14.0
Cottonwood, MN	24160	255	Home Health Care Agency	5	255	100.0	0	0.0	4.8	5.2
Douglas, MN	24200	191	Home Health Care Agency	0	191	100.0	0	0.0	18.5	20.1
Grant, MN	24250	127	Home Health Care Agency	1	127	100.0	0	0.0	15.1	16.4
Hubbard, MN	24280	110	Home Health Care Agency	0	110	100.0	0	0.0	29.4	32.0
Jackson, MN	24310	107	Home Health Care Agency	1	107	100.0	0	0.0	8.8	9.5
Kandiyohi, MN	24330	231	Home Health Care Agency	0	231	100.0	0	0.0	26.3	28.7
Kittson, MN	24340	356	Home Health Care Agency	0	355	99.7	1	0.3	38.8	42.4
Lac qui Parle, MN	24360	265	Home Health Care Agency	0	265	100.0	0	0.0	18.6	20.2
Lake of the Woods, MN	24380	339	Home Health Care Agency	0	39	11.5	300	88.5	67.4	73.4
Lincoln, MN	24400	118	Home Health Care Agency	1	118	100.0	0	0.0	14.3	15.5
Lyon, MN	24410	136	Home Health Care Agency	2	136	100.0	0	0.0	17.1	18.6
Mahnomen, MN	24430	220	Home Health Care Agency	1	220	100.0	0	0.0	10.1	11.0
Marshall, MN	24440	388	Home Health Care Agency	2	388	100.0	0	0.0	17.6	19.2
Martin, MN	24450	200	Home Health Care Agency	0	200	100.0	0	0.0	17.7	19.3
McLeod, MN	24420	199	Home Health Care Agency	0	199	100.0	0	0.0	17.4	18.9
Meeker, MN	24460	512	Home Health Care Agency	1	512	100.0	0	0.0	9.2	10.0
Murray, MN	24500	321	Home Health Care Agency	0	321	100.0	0	0.0	18.0	19.6
Nicollet, MN	24510	161	Home Health Care Agency	1	161	100.0	0	0.0	7.7	8.3
Nobles, MN	24520	268	Home Health Care Agency	0	268	100.0	0	0.0	25.1	27.4
Norman, MN	24530	286	Home Health Care Agency	1	286	100.0	0	0.0	12.2	13.2
Otter Tail, MN	24550	302	Home Health Care Agency	6	302	100.0	0	0.0	11.1	12.1
Pennington, MN	24560	145	Home Health Care Agency	1	145	100.0	0	0.0	5.3	5.7
Pipestone, MN	24580	106	Home Health Care Agency	1	106	100.0	0	0.0	8.0	8.7
Polk, MN	24590	156	Home Health Care Agency	1	156	100.0	0	0.0	16.2	17.7
Pope, MN	24600	232	Home Health Care Agency	2	232	100.0	0	0.0	8.6	9.4
Red Lake, MN	24620	346	Home Health Care Agency	0	346	100.0	0	0.0	20.7	22.5
Redwood, MN	24630	335	Home Health Care Agency	2	335	100.0	0	0.0	12.4	13.5
Renville, MN	24640	157	Home Health Care Agency	0	157	100.0	0	0.0	21.1	22.9
Rock, MN	24660	440	Home Health Care Agency	1	440	100.0	0	0.0	6.6	7.1
Roseau, MN	24670	347	Home Health Care Agency	0	122	35.2	225	64.8	58.6	63.9
Sibley, MN	24710	167	Home Health Care Agency	2	167	100.0	0	0.0	11.7	12.7
Stearns, MN	24720	798	Home Health Care Agency	1	798	100.0	0	0.0	13.2	14.4

Access Detail By County

August 26, 2024

Access Analysis
 Sanford Health Plan Network Analysis
 - Time

Employee / Provider Groups
 Minnesota Members (Minnesota
 Service Area)
 Home Health Care Agency

¹ The Access Standard is defined as
 (Minnesota Members (Minnesota
 Service Area)) employees accessing:
 1 (Home Health Care Agency) provider
 in 60 miles and 60 minutes

All Employees										
County	County SSA	Employee	Provider	Counts	With Access ¹		Without Access ¹		Average Distance	Average Time
		#	Group	#	#	%	#	%	1	1
Stevens, MN	24740	199	Home Health Care Agency	0	199	100.0	0	0.0	20.2	21.9
Swift, MN	24750	102	Home Health Care Agency	1	102	100.0	0	0.0	17.8	19.4
Traverse, MN	24770	259	Home Health Care Agency	0	259	100.0	0	0.0	18.8	20.5
Watonwan, MN	24820	131	Home Health Care Agency	1	131	100.0	0	0.0	8.3	9.1
Wilkin, MN	24830	282	Home Health Care Agency	1	282	100.0	0	0.0	11.6	12.6
Yellow Medicine, MN	24860	199	Home Health Care Agency	1	199	100.0	0	0.0	18.6	20.3
Grand Totals		11,867	Home Health Care Agency	46	11,341	95.6	526	4.4	17.7	19.3