

# Minnesota Case Mix Review Manual

Minnesota Department of Health  
Health Regulation Division  
Case Mix Review  
PO Box 64975  
St. Paul, MN 55164-0975  
651-201-4200  
[health.fpc-cmr@state.mn.us](mailto:health.fpc-cmr@state.mn.us)  
<https://www.health.state.mn.us/facilities/regulation/casemix/index.html>

06/20/2024

*To obtain this information in a different format, call: 651-201-4200.*

# Contents

Minnesota Case Mix Review Manual.....	1
Preface .....	4
History of Minnesota Case Mix.....	4
Intent of this manual.....	4
Glossary.....	5
Minnesota Case Mix.....	7
What is Case Mix?.....	7
MDS for Minnesota Case Mix Classification .....	7
Short Stay Rate (DDF).....	7
Penalty Rate (AAA).....	7
Index maximization.....	8
Case Mix Review Checklists, Notices, and Reports.....	13
Modifications .....	13
Medicaid Numbers – Adding or Modifying.....	14
Key points regarding MA payment .....	14
Request for Reconsideration of a Resident’s Case Mix Classification .....	15
Resident- or Representative-Initiated Reconsideration .....	15
Facility-Initiated Reconsideration .....	15
Audits of the assessments used for Case Mix Classifications.....	17
Case Mix Review Audit Exit Letter .....	18
Appendix A: MDS 3.0 RUG-IV Decision Tree (48-Group).....	20
Depression Indicator.....	26
Restorative Nursing.....	26
Cognitive Impairment .....	26
Brief Interview for Mental Status (BIMS).....	26
Cognitive Performance Scale .....	27
Appendix B: Admission Scenarios.....	28
Facility has elected to complete an Admission assessment (A0310A = 01) for all residents regardless of length of stay or payment source.....	28
Appendix C: Short Stay Scenarios .....	32
Facility elected the Short Stay Rate for all residents who stay 14 days or less.....	32
Appendix D: Optional State Assessment (OSA) and Section S.....	35

The Optional State Assessment (OSA) .....	35
Coding A0300A and A0300B .....	35
Section S: Strict Isolation .....	36
Appendix E: MDS Resources .....	37
Appendix F: Case Mix Review Portal Instructions .....	39
Background .....	39
CMR Portal Login.....	39
Types of CMR Portal User Accounts .....	39
CMR Portal Tips.....	40
Minnesota Case Mix Review Validation Report has four sections: .....	41
Log in/Log out Process .....	43
View Files .....	45
Access Files.....	46
Account Management .....	47
“Forgot Password?” .....	57
Short Stay Annual Election.....	60
Request for Reconsideration Form .....	1
Resident Information .....	1
Facility Information.....	1
Reconsideration Request .....	1
Assessment .....	1
Requester Contact Information .....	2
Submit the Following Documents to MDH: .....	2
Return Completed Documents .....	2

## Preface

### History of Minnesota Case Mix

The 1978 Minnesota State Legislature enacted a law requiring Medicaid Certified Nursing Homes to charge private pay residents and Medicaid recipients the same daily rate for the same services and is commonly referred to as rate equalization.

The 1985 Minnesota State Legislature established a case mix reimbursement system for residents in Medicaid Certified Nursing Homes. In 1998, the U.S. Department of Health and Human Services, Centers for Medicare and Medicaid Services (CMS) began to reimburse nursing homes for Medicare beneficiaries based on a case mix system called Prospective Payment System for Skilled Nursing Facilities. That system used information from the Minimum Data Set Version 2.0 (MDS 2.0) to classify residents for Medicare payments to long term care providers.

The 2001 Minnesota State Legislature passed legislation adopting the Resource Utilization Group (RUG-III) 34-group case mix model developed by CMS using the MDS 2.0 information already transmitted to CMS by Medicare and/or Medicaid certified nursing homes. Minnesota implemented this model on October 1, 2002, for the reimbursement of Medicaid recipients and private pay residents.

The 2009 Minnesota State Legislature passed legislation adopting the MDS 3.0 as the assessment instrument for Minnesota case mix when implemented by CMS, effective October 1, 2010. The 2011 Minnesota State Legislature passed legislation adopting the use of the RUG-IV, 48-group model, effective January 1, 2012.

### Intent of this manual

This Minnesota Case Mix Manual for Nursing Facilities describes the Minnesota Case Mix Classification System and includes information specific to the Minnesota Case Mix System. Facilities need to utilize the resources included in this manual to assure they have the most up-to-date information related to Case Mix and the MDS. The Minnesota Case Mix System is authorized by Minnesota Statutes §144.0724.

The Minnesota Case Mix System relies on the data collected by the federal Minimum Data Set (MDS) – Version 3.0. and the Optional State Assessment (OSA). Completion of the Minimum Data Set (MDS) must follow the instructions in the Long-Term Care Facility Resident Assessment Instrument User’s Manual Version 3.0 and the OSA Manual Version 1.0 v2.

## Glossary

- **Assessment Reference Date (ARD)** – The specific end point for look-back periods in the MDS assessment process. Almost all MDS items refer to the resident’s status over a designated time period referring back in time from the ARD. Most frequently, this look-back period, also called the observation or assessment period, is a seven-day period ending on the ARD. Look-back periods may cover the seven days ending on this date, 14 days ending on this date, etc.
- **Audit** – An evaluation of the medical record documentation to ensure the MDS is an accurate representation of the resident’s status during the look back period of the assessment.
- **Care Area Assessments (CAAs)** – The review of one or more of the 20 conditions, symptoms, and other areas of concern that are commonly identified or suggested by MDS findings. Care areas are triggered by responses on the MDS item set.
- **Case Mix Index (CMI)** – Case mix index means the weighting factors assigned to the RUG classifications.
- **Case Mix Review (CMR)** – The section of the Health Regulation Division of the Minnesota Department of Health that works in conjunction with the Minnesota Department of Human Services to deliver the case mix reimbursement program in nursing facilities.
- **CASPER** – Certification and Survey Provider Enhanced Reports is an application that enables electronic connection to the CMS National Reporting Database.
- **Centers For Medicare and Medicaid Services (CMS)** – the federal agency that administers the Medicare, Medicaid, and Child Health Insurance Programs.
- **CMR Portal** – is a secure website for facility staff to access the Minnesota Case Mix Review Validation Reports, Checklists, Resident Classification Notices, and Audit Exit Reports.
- **Index Maximization** – Classifying a resident who could be assigned to more than one classification, to the classification with the highest case mix index.
- **Internet Quality Improvement Evaluation System (iQIES)** – Internet Quality Improvement and Evaluation System is a national repository that provides computerized storage, access, and analysis of assessment data for residents in nursing homes and patients in swing bed (SB) hospitals across the United States, Puerto Rico, Virgin Islands and Guam.
- **Minimum Data Set (MDS)** – A core set of screening, clinical assessment, and functional status elements, including common definitions and coding categories that form the foundation of the comprehensive assessment for all residents of long-term care facilities certified to participate in Medicare and Medicaid and for patients receiving SNF services in non-critical access hospitals with a swing bed agreement.
- **Minnesota Department of Human Services (DHS)** – The state Medicaid agency.
- **Minnesota Department of Health (MDH) Omnibus Budget Reconciliation Act (OBRA 1987)** – Law that enacted reforms in nursing facility care and provides the statutory authority for the MDS.
- **Optional State Assessment (OSA)** – The OSA item set is required by the State Medicaid Agency to calculate the Resource Utilization Group (RUG)-IV case mix group for state payment purposes.
- **Penalty Rate** – a rate assigned for an assessment that has an ARD, completion date or submission date that is NOT within seven days of the time required by CMS. The penalty rate is equal to the lowest rate assigned to the facility.

- **Representative** – Representative means a person who is the resident's guardian or conservator, the person authorized to pay the nursing home expenses of the resident, a representative of the Office of Ombudsman's for Long-Term Care whose assistance has been requested, or any other individual designated by the resident. Source: [Minnesota Statute 144.0724 Subd. 2 \(e\)](https://www.revisor.mn.gov/statutes/cite/144.0724) (<https://www.revisor.mn.gov/statutes/cite/144.0724>).
- **Resident Assessment Instrument (RAI)** – The instrument used to assess all residents in Medicare and/or Medicaid certified nursing facilities. The RAI consists of the MDS, CAAs, and utilization guidelines.
- **Resource Utilization Groups (RUG)** – A category-based classification system in which nursing facility residents are classified into groups, each of which utilizes unique quantities and patterns of resources. Assignment of a resident to a RUG group is based on certain item responses on the MDS 3.0. Minnesota Case Mix uses the RUG-IV 48-group model.
- **State Operations Manual (SOM)** – A manual developed by the Centers for Medicare and Medicaid Services, U.S. Department of Health and Human Services, which serves as the basic guide for state agencies and the Regional Office for policies and procedures affecting the certification of Medicare and Medicaid providers.
- **Target Date** – The target date is the:
  - Assessment Reference Date (item A2300) for OBRA comprehensive and non-comprehensive assessments.
  - Entry Date (item A1600) for Entry Tracking Records.
  - Discharge Date (item A2000) for Discharge Assessments and Death in Facility Tracking Records.
- **Utilization Guidelines** – Utilization guidelines are instructions from the federal government concerning when and how to use the RAI.

## Minnesota Case Mix

### What is Case Mix?

Minnesota Case Mix is a system that classifies residents into distinct groups called Resource Utilization Groups (RUGs) based on the resident's condition and the care the resident was receiving at the time of the assessment. These groups determine the daily rate the facility charges for the resident's care. A value is assigned to each classification, which is used to calculate the daily rate of payment.

Residents are assigned to classifications based on an assessment completed by the nursing facility staff using the Resident Assessment Instrument (RAI). The Center for Medicare and Medicaid Services (CMS) specifies how the RAI must be coded and what time periods are used to gather the data.

The Minnesota Department of Human Services (DHS) establishes facility-specific reimbursement rates for each case mix classification, including two Minnesota-specific classifications. DHS establishes these rates annually. These rates apply to both private pay residents and Medicaid recipients.

### MDS for Minnesota Case Mix Classification

Minnesota utilizes the RUG-IV, 48-group model, and two additional Minnesota-specific classifications. The Minnesota-specific classifications are:

#### Short Stay Rate (DDF)

Facilities may elect to accept a short stay rate, DDF, with a case mix index of 1.0 for all facility residents who stay 14 days or less in lieu of submitting an Admission assessment. This election is made yearly and is effective July 1.

#### Penalty Rate (AAA)

The Minnesota penalty rate, AAA, is the lowest facility specific rate and is assigned for failure to complete and/or submit valid assessments within the timeframe required by CMS. The penalty rate has an index of 0.45 for RUG-IV. For new admissions, the penalty rate is in effect from the date of admission until the first of the month following submission and acceptance of the assessment into the iQIES system. For all other assessments, the penalty rate is in effect from the time the assessment was due until the first of the month following submission and acceptance of the assessment into the iQIES system. Facility staff are encouraged to call Case Mix Review staff when an assessment receives a penalty.

Assessments must be accepted into the iQIES System to be considered submitted. Facilities must monitor the CMS Final Validation Report to ensure assessments are accepted and errors are resolved.

The table on the page 9 contains timelines for when penalties apply to late assessments. Refer to the CMS Long-Term Care Facility Resident Assessment Instrument User's Manual Version 3.0 for further information regarding assessment schedules.

## Index Maximization

In Minnesota, if a resident qualifies for more than one case mix classification, the classification with the highest index or weight is the one used for payment. This is referred to as index maximization. For example, if a resident qualifies for both the RUG-IV case mix classification RAC, with an index of 1.36, and HC2, with an index of 1.57, the resident would be assigned to the HC2 classification because it has the highest index.

**Table of RUG-IV Indices**

RUG-IV Group	Index	RUG-IV Group	Index	RUG-IV Group	Index	RUG-IV Group	Index
ES3	3.00	RAC	1.36	PD2	1.15	BB1	0.75
ES2	2.23	HD1	1.33	RAB	1.10	CA2	0.73
ES1	2.22	LC2	1.30	CC2	1.08	PB2	0.70
HE2	1.88	CD2	1.29	PD1	1.06	CA1	0.65
HD2	1.69	LE1	1.26	LC1	1.02	PB1	0.65
RAE	1.65	CE1	1.25	CC1	0.96	BA2	0.58
LE2	1.61	PE2	1.25	LB1	0.95	BA1	0.53
RAD	1.58	HC1	1.23	CB2	0.95	PA2	0.49
HC2	1.57	HB1	1.22	PC2	0.91	PA1	0.45
HB2	1.55	LD1	1.21	CB1	0.85	Minnesota Classifications	
LD2	1.54	LB2	1.21	PC1	0.85		
HE1	1.47	PE1	1.17	RAA	0.82	AAA	0.45
CE2	1.39	CD1	1.15	BB2	0.81	DDF	1.0



## Assessments and Effective Dates for Minnesota Case Mix Classifications

OBRA Assessments used for Minnesota Case Mix	Effective Date for payment
<p><b>Admission/OSA Assessment:</b> The ARD and completion date must be no later than the 14th day of the resident's stay. Admission assessments include the full MDS and CAAs. Exception: facilities may opt for the <b>short stay</b> rate for all residents who stay 14 days or less.</p>	Date of Admission
<p><b>Quarterly/OSA Assessment:</b> The ARD must be no later than 92 days after the ARD of the most recent OBRA assessment.</p>	First Day of the month following the Assessment Reference Date
<p><b>Annual/OSA Assessment:</b> The ARD must be no later than 366 days from the ARD of the most recent OBRA comprehensive assessment and no later than 92 days after the ARD of the most recent OBRA assessment. An Annual assessment includes the full MDS and CAAs.</p>	First Day of the month following the Assessment Reference Date
<p><b>Significant Change in Status Assessment/OSA:</b> The ARD and completion date must be no later than the 14th calendar day after determination that a significant change has occurred. A Significant Change in Status assessment includes the full MDS and CAAs and resets the schedule for both the next Quarterly and the next Annual assessments.</p>	Assessment Reference Date
<p>Significant Correction of Prior Comprehensive Assessment/OSA (of the most recent assessment used to calculate a Case Mix Classification): The ARD and completion date must be within 14 days of the identification of a major, uncorrected error in a prior comprehensive assessment. A Significant Correction of a Prior Comprehensive assessment includes full MDS and CAAs and resets the schedule for the next Annual and Quarterly assessments.</p> <p>Significant Correction of Prior Quarterly Assessment/OSA (of the most recent assessment used to calculate a Case Mix Classification): The ARD and completion date must be within 14 days of the identification of a major, uncorrected error in a prior Quarterly assessment. A Significant Correction of Prior Quarterly assessment resets the schedule for the next Quarterly assessment.</p>	Assessment Reference Date
<p><b>The Standalone OSA when all therapy services end:</b> The ARD must be set on day 8 after all therapy services end and it must be completed within 14 days of the ARD. The last day therapy was provided is day 0 when determining the ARD of the standalone assessment.</p>	Day 8 after all therapy services end

OBRA Assessments used for Minnesota Case Mix	Effective Date for payment
<p><b>The Standalone OSA when isolation precautions end:</b> The ARD must be set on day 15 after isolation precautions end and the assessment must be completed within 14 days of the ARD. The last day of isolation is considered day 0 when determining the ARD of the standalone assessment.</p>	<p>Day 15 after all isolation precautions end</p>
<p><b>Modification of the most recent assessment used to calculate a Case Mix Classification (A0050 = 2)</b></p>	<p>Original Effective Date</p>

**Note:** Discharge assessments and Entry and Death in Facility tracking records do not generate a RUG classification but are required. Failure to complete any one of these may result in a delay in payment.

**Note:** Tracking records and discharge assessments are required to be completed and submitted. Consult the current RAI User's Manual for further information on completion of tracking records and discharge assessments. Failure to complete tracking records and discharge assessments may result in a delay in payment.

See [Appendix A](#) for a complete description of the RUG-IV, 48-group model using MDS 3.0 data.

**Minnesota Penalties for late ARD, late completion, and late transmission of MDS**

Type of Record	Assessment Reference Date (ARD) no later than	Minnesota Penalty date for late ARD	Complete no later than	Minnesota Penalty date for late completion	Must be submitted & accepted no later than	Minnesota Penalty date for late submission & acceptance
Admission Assessment: A0310A = 01	14th calendar day of the resident's admission (admission date + 13 calendar days)	14th calendar day of the resident's admission (admission date + 13 calendar days)	MDS/CAAs must be completed by the 14th calendar day of the resident's admission (admission date + 13 calendar days)  The Care Plan must be completed by the CAA completion date +7 days.	MDS/CAAs 14th calendar day of the resident's admission (admission date + 13 calendar days)	Care plan completion date (V0200C2) + 14 calendar days	Care plan completion date (V0200C2) + 14 calendar days
Quarterly Assessment: A0310A = 02  Significant Correction of Prior Quarterly Assessment: A0310A=06	ARD of previous OBRA assessment of any type + 92 calendar days	ARD of previous OBRA assessment of any type + 92 calendar days	ARD + 14 calendar days	ARD + 14 calendar days	MDS completion date (Z0500B) + 14 calendar days	MDS completion date (Z0500B) + 14 calendar days

MINNESOTA CASE MIX REVIEW MANUAL

Type of Record	Assessment Reference Date (ARD) no later than	Minnesota Penalty date for late ARD	Complete no later than	Minnesota Penalty date for late completion	Must be submitted & accepted no later than	Minnesota Penalty date for late submission & acceptance
<p>Annual Assessment: A0310A = 03                      Significant Change in Status Assessment: A0310A = 04                      Significant Correction of Comprehensive Assessment: A0310A=01</p>	<p>ARD of previous OBRA comprehensive assessment + 366 calendar days                      AND                      ARD of previous OBRA Quarterly assessment + 92 calendar days</p>	<p>ARD of previous OBRA comprehensive assessment + 366 calendar days                      AND                      ARD of previous OBRA Quarterly assessment + 92 calendar days</p>	<p>MDS/CAAs- ARD + 14 calendar days                      Care Plan- CAA completion date (V0200B2) + 7 days</p>	<p>ARD + 14 calendar days</p>	<p>Care Plan completion date (V0200C2) + 14 calendar days</p>	<p>Care Plan completion date (V0200C2) + 14 calendar days.</p>
<p>The Optional State Assessment (OSA): A0300B=5                      Required when all therapies or isolation services end.</p>	<p>The ARD must be set on day eight after all therapies end or on day 15 after isolation precautions end.                      The last day therapy was provided, or the last day of isolation precautions is considered day 0 when determining the ARD of the OSA.</p>	<p>When therapy ends- The last day of therapy + 8 calendar days                      When Isolation precautions end- the last day of isolation + 15 calendar days                      The last day therapy or isolation services were provided is day 0 when determining the ARD.</p>	<p>ARD + 14 calendar days                      V0200C2 Care plan completion is &lt;= 7 days from V0200B2 (CAA completion date)</p>	<p>V0200B2 (CAA completion date) + 7 calendar days</p>	<p>V0200C2 (Care Plan completion) + 14 calendar days                      OR                      V0200B2 + 21days                      whichever is less</p>	<p>V0200C2 + 21 calendar days                      OR                      V0200B2 + 28 days                      whichever is less</p>

## Case Mix Review Checklists, Notices, and Reports

The Minnesota Case Mix Review Validation Reports, Audit Exit Reports, Checklists, and Resident Classification Notices are accessible through the [Case Mix Review Portal \(https://cmrportal.web.health.state.mn.us\)](https://cmrportal.web.health.state.mn.us).

[Appendix F - Case Mix Review Portal Instructions](#) provides detailed information and instructions for printing of these documents from the CMR Portal.

Facilities are to download and print the case mix classification notices as posted with **no modifications or additions**. Facilities distribute the case mix classification notices to the resident or resident's representative within three (3) working (standard business) days of receipt of the notices.

The following is an excerpt from [Minnesota Statute 144.0724 Subd. 7 \(a\)](https://www.revisor.mn.gov/statutes/cite/144.0724) (<https://www.revisor.mn.gov/statutes/cite/144.0724>):

“A nursing facility is responsible for the distribution of the notice to each resident, to the person responsible for the payment of the resident's nursing home expenses, or to another person designated by the resident. This notice must be distributed within three working days after the facility's receipt of the electronic file of notice of case mix classifications from the commissioner of health.”

## Modifications

If a facility submits a modification to the most recent assessment used for a case mix classification, and the modification results in a change in case mix classification, the facility must give written notice to the resident or the resident's representative about the item or items that were modified and the reason for the modification. The notice of the modified assessment must be provided within three business days after distribution of the resident case mix classification notice ([MS §144.0724 Subd. 7\(b\)](https://www.revisor.mn.gov/statutes/cite/144.0724) <https://www.revisor.mn.gov/statutes/cite/144.0724>). The following sample notice contains the minimum content that could be used for a notice of modified assessment when there is a change in classification.

### Sample Notice: Facility notifies resident/representative of modification

Name of resident or representative

Address

City, State, Zip code

Date

Dear [resident]:

This notice is to inform you that **[Insert name of facility]** has made a modification to the MDS assessment completed on **[Insert date of completion]** for **[Insert name of resident]**. The modification was made to **[Insert name of item(s) modified]**. This modification was completed because **[Insert reason for modification]**.

You will receive an official notice of the new case mix classification which will state your right to request a reconsideration of this case mix classification.

Sincerely,

## Medicaid Numbers – Adding or Modifying

To receive Medicaid payments for a resident, the resident’s correct eight (8)-digit Medicaid Person Master Index (MA PMI) number must be on the most recent MDS 3.0 assessment or Tracking Record for the resident and all subsequent MDS 3.0 assessments or Tracking Records submitted to iQIES for the resident.

The MA (PMI) number is entered in item A0700, Medicaid number, on the MDS form. The facility may add a new MA number on the next MDS 3.0 assessment or Tracking Record submitted to the iQIES system or **MODIFY ONLY** the MDS 3.0 assessment or Tracking Record with the **MOST RECENT** target date. (CMS defines the target date as ARD (A2300) for an assessment, date of entry (A1600) for Entry Tracking Records, and date of discharge (A2000) for all discharge assessments and Death Tracking Records.) See the RAI Manual for instructions on modifying a MDS 3.0 assessment or Tracking Record.

### Key points regarding MA payment

- If the MA number does not appear or is incorrect on the Minnesota Case Mix Review Validation Report in the PMI number column, contact CMR staff at 651-201-4200. See [Appendix F](#) for an example of the Minnesota Case Mix Validation Report.
- “No case mix on file” does not mean that a RUG-IV classification is missing. Verify that the correct, eight (8) digit MA# is on the most recent MDS 3.0 assessment or Tracking Record for the resident.
- CMR creates a payment file for DHS on Monday night that includes all assessments and records that were submitted and accepted into iQIES no later than the preceding Sunday. This payment file is processed by DHS on Thursday.
- If the MA number is in the CMR System and the facility receives a “No case mix on file” error message, the living arrangement may be missing or coded incorrectly by the county. DHS will only receive RUG classifications for MA recipients that the county has provided the correct living arrangement to DHS. Please contact the county to verify the correct living arrangement has been provided to DHS.
- If Medicaid payment is not received, and the denial is case mix related, within four weeks of submission of the correct eight (8) digit MA number on the most recent MDS 3.0 assessment or Tracking Record for the resident, please contact CMR staff at 651-201-4200.

## Request for Reconsideration of a Resident's Case Mix Classification

The resident, the resident's representative, nursing facility staff, or boarding care home staff may request a reconsideration of the resident's assigned case mix classification using the *Request for Reconsideration* form found at the bottom of this document. A facility can also request a reconsideration for any quality measure item changed during an audit.

### Resident- or Representative-Initiated Reconsideration

The resident or their representative must submit, in writing, a reconsideration request to the facility administrator within 30 days of receipt of the resident Case Mix classification notice. Within three business days of receiving the request, the nursing facility must submit to the Case Mix Review Program:

- A completed Request for Reconsideration form.
- A copy of the resident or resident representative's written request.
- All documentation used to support the MDS coding of the assessment being reconsidered.

All the required documents must be faxed to the Case Mix Review Program at 1-800-348-0191 within 30 days of receiving the Case Mix Classification Notice or within 30 days of receiving the Audit Exit Report if requesting a reconsideration of a quality item changed during a case mix audit.

Within 15 business days of receiving the request for reconsideration, the Case Mix Review Program staff will review the clinical documentation provided to determine and notify the facility staff if the resident's classification was accurate. The decision made by the Case Mix Review Program staff is final.

Upon written request, the nursing facility staff must give the resident, or their representative, the following items:

- Copy of the MDS assessment form.
- Documentation supporting the request.
- A copy of other information from the resident's record that has been requested by or on behalf of the resident to support a resident's reconsideration request.

A copy of requested material must be provided at no charge and within three business days of receipt of a written request for the information. If a facility fails to provide the material within this timeframe, it is subject to the issuance of a correction order and penalty assessment under sections [§144.653](https://www.revisor.mn.gov/statutes/cite/144.653) (<https://www.revisor.mn.gov/statutes/cite/144.653>) and [§144A.10](https://www.revisor.mn.gov/statutes/cite/144A.10) (<https://www.revisor.mn.gov/statutes/cite/144A.10>) of the Minnesota Statutes. The correction order will require that the nursing facility immediately comply with the request for information. Non-compliance with this requirement may result in fines.

### Facility-Initiated Reconsideration

A reconsideration request initiated by the nursing facility staff **must** contain the following additional information:

- A completed [Request for Reconsideration form](#).
- All documentation used to support the MDS coding of the assessment being reconsidered.

- A copy of the notice sent to the resident, or their representative, informing them that a reconsideration of the resident’s case mix classification was requested. The notice must:
- Provide the reason for the reconsideration request.
- Include that the resident's rate will change if the request is approved and the extent of the change.
- State that copies of the facility's request and supporting documentation are available for review.
- Include that the resident or the resident’s representative also has the right to request a reconsideration.

All the required documents must be faxed to the Case Mix Review Program at 1-800-348-0191 within 30 days of receiving the Case Mix Classification Notice or within 30 days of receiving the Audit Exit Report if requesting a reconsideration of a quality item that was changed during a case mix audit.

Within 15 business days of receiving the request for reconsideration, the Case Mix Review Program staff will review the clinical documentation provided to determine and notify the facility staff if the resident’s classification was accurate. The decision made by the Case Mix Review Program staff is final.

The following is an excerpt from [Minnesota Statute 144.0724 Subd. 8](https://www.revisor.mn.gov/statutes/cite/144.0724) (<https://www.revisor.mn.gov/statutes/cite/144.0724>):

*“If the facility fails to provide the required information, the reconsideration request may be denied, and the facility may not make further reconsideration requests on this classification.”*

### Sample Notice: Facility is Requesting a Reconsideration

Resident name

Address

City, state, zip code

Date

This notice is to inform you that **[insert facility name]** is Requesting a Reconsideration of the case mix classification assigned to **[insert resident’s name]** by the Minnesota Department of Health. We feel that the assessment is inaccurate in the following areas:

[Insert paragraph with reason for requesting reconsideration here.]

The present case mix classification assigned is **[insert current case mix classification]**, for which the rate is \$ **[insert current rate]** per day. If the reconsideration request is granted, the case mix classification may change to **[insert new case mix classification]**, and the rate would be \$ **[insert new rate]** per day.

Copies of the request and supporting documentation are available for your review and may be obtained from the MDS Coordinator. You or your representative also have the right to request a reconsideration if you do not agree with the determination.

Sincerely,



## Audits of the assessments used for Case Mix Classifications

A percentage of MDS assessments used for Minnesota Case Mix Classifications are audited for accuracy by MDH staff. Audits may be performed as desk audits or on-site audits. On site audits are unannounced and may include medical record reviews, observations of residents, and interviews with residents, staff, and families. Residents will be reclassified if CMR staff determine that the resident was incorrectly classified. Within 15 working days of the audit completion, CMR will post an electronic case mix classification notice for each resident whose case mix classification changed as a result of the audit.

Audits consist of annual audits for all facilities or special audits if concerns are noted with a facility's completion and submission of MDS assessments. For example, a facility may be subject to a special audit if there is an atypical pattern of scoring MDS items, assessments are not being submitted, assessments are late, or a facility has a history of audit changes of 35 percent or greater. Depending on audit results, the sample of assessments being audited may be expanded up to 100%.

Each facility shall be audited annually. If a facility has two successive audits with five percent or less percentage of change and the facility has not been the subject of a special audit in the past 36 months, the facility may be audited biannually. A stratified sample of 15 percent, with a minimum of ten assessments, of the most current assessments shall be selected for audit. If more than 20 percent of the RUG-IV classifications are changed the audit shall be expanded to a second 15 percent sample, with a minimum of ten assessments. If the total change between the first and second sample is 35 percent or greater, the commissioner may expand the audit to all of the remaining assessments.

If a facility qualifies for an expanded audit, the commissioner may audit the facility again within six months. If a facility has two expanded audits within a 24-month period, that facility will be audited at least every six months for the next 18 months.

The commissioner may conduct special audits if the commissioner determines that circumstances exist that could alter or affect the validity of case mix classifications of residents. These circumstances include, but are not limited to, the following:

- Frequent changes in the administration or management of the facility.
- An unusually high percentage of residents in a specific case mix classification.
- A high frequency in the number of reconsideration requests received from a facility.
- Frequent adjustments of case mix classifications as the result of reconsiderations or audits.
- A criminal indictment alleging provider fraud.
- Other similar factors that relate to a facility's ability to conduct accurate assessments.
- An atypical pattern of scoring minimum data set items.
- Non-submission of assessments.
- Late submission of assessments.
- A previous history of audit changes of 35 percent or greater.

## Sample Audit Exit Letter



Protecting, Maintaining and Improving the Health of All Minnesotans

### Case Mix Review Audit Exit Letter

Case Mix Review Program (CMR) staff exited your audit today. In addition to the verbal information presented at the exit, this information has been prepared to ensure facility staff understand the CMR procedures related to the MDS assessment coding changes made by the CMR staff.

You will receive a Case Mix Classification Notice for each resident whose RUG classification changed as a result of this audit. The classification notices will NOT be mailed. The Audit Exit Report, Audit Classification Notice/s, and Audit Notification Checklist will be posted on the CMR Portal, facility CMR Portal user's will receive email/s when the files are available to print. The facility has three (3) business days from the time the Case Mix Classification Notices are posted on the CMR Portal website to download, print (with no modifications or additions), and distribute the notices to the resident or resident's representative.

Changes made by the CMR staff during the audit will change only the MDS assessments in the CMR Database. The audit does NOT change the information in the federal Internet Quality Improvement and Evaluation System Assessment Submission and Processing (IQIES) system. Information in the IQIES system is used to generate the Federal Quality Measures. MDS' submitted to the IQIES ASAP system must be accurate to ensure that the Quality Measures are calculated correctly.

If you agree with the CMR changes, you must modify the MDS assessment to match the audit, DO NOT INACTIVATE THE ASSESSMENT. Errors identified in the IQIES ASAP system must be corrected within 14 days after identifying the errors. For information on how to modify an assessment see Chapter Five of the Long-Term Care Resident Assessment Instrument User's Manual.

If you disagree with the CMR changes, you should complete the Request for Reconsideration of a Resident's Case Mix Classification. The request for reconsideration must be submitted in writing to the Case Mix Review Program within 30 days of receipt of the audit classification notice or the audit exit date if the audit did not result in a classification change. DO NOT modify the assessment until you receive the results of the reconsideration process.

The Reconsideration Classification Notice and the Reconsideration Notice Checklist will be posted on the CMR Portal.

For information about the reconsideration process, see the Minnesota Case Mix Review Manual on the [Minnesota Case Mix Review Program web site](http://www.health.state.mn.us/facilities/regulation/casemix/index.html) (<http://www.health.state.mn.us/facilities/regulation/casemix/index.html>).

If you have any questions, please contact the Case Mix Review Program staff at 651-201-4200.

### Audit Exit Report Sample

The Audit Exit Report lists all MDS items changed on the audited assessment for a resident. The MDS Coordinator and facility staff use this report to modify the resident’s assessment in iQIES.

**Minnesota Department of Health  
Case Mix Review Program**

**AUDIT EXIT REPORT**

**Name:** New Facility

**Facility:** 00000

**Start Date:** 07/15/2019

**End Date:** 07/19/2019

**CMR RN's:** Reviewer

**Total Number of Records:** 13

**# of records reviewed in Group 1:** 13

**# of records reviewed in Group 2:** 0

**# of Classification went HIGH:** 0

**# of Classification went LOW:** 2

**% of overall change:** 15.38

Resident Name	Assessment Type	ARD	Original CM	New CM	MDS Item	Old Value	New Value
DOE, JANE	QUARTERLY	07/01/2019	BA1	BA1	e0100B	1	0
					e0200C	2	0
					g0300A	0	-
					g0300B	0	-
					g0400A	0	-
					g0400B	0	-
DOE, JOHN	QUARTERLY	06/24/2019	CD1	CC1	g0110A2	3	2
					g0110B2	3	2
					g0110I2	3	2

## Appendix A: MDS 3.0 RUG-IV Decision Tree (48-Group)

### Minnesota Case Mix System

Category (Description)	ADL Score	End Splits or Special Requirements	MN RUG-IV Group
<p><b>Extensive Services</b> (At least one of the following.)</p> <ul style="list-style-type: none"> <li>▪ Tracheostomy Care while a resident (O0100E2)</li> <li>▪ Ventilator or respirator while a resident (O0100F2)</li> <li>▪ Infection isolation while a resident (O0100M2)</li> </ul> <p>If a resident qualifies for Extensive Services but the ADL score is 1 or less, then the resident classifies as Clinically Complex.</p>	<p>&gt;= 2</p> <p>&gt;= 2</p> <p>&gt;= 2</p>	<ul style="list-style-type: none"> <li>▪ Tracheostomy care <b>and</b> ventilator/respirator</li> <li>▪ Tracheostomy care <b>or</b> ventilator/respirator</li> <li>▪ Infection isolation: <b>without</b> tracheostomy care <b>without</b> ventilator or respirator care</li> </ul>	<p>ES3</p> <p>ES2</p> <p>ES1</p>
<ul style="list-style-type: none"> <li>▪ Rehabilitation</li> <li>▪ 5 days or more (15 min per day minimum) in any combination of Speech, Occupational or Physical Therapy in last 7 days. [O0400A4, O0400B4, O0400C4] AND 150 minutes or greater in any combination of Speech, Occupational or Physical Therapy in last 7 days [O0400A1, O0400A2, O0400A3; O0400B1, O0400B2, O0400B3; O0400C1, O0400C2, O0400C3]</li> <li>▪ OR</li> <li>▪ 3 days or more (15 min per day minimum) in any combination of Speech, Occupational or Physical Therapy in last 7 days. [O0400A4, O0400B4, O0400C4] AND 45 minutes or greater in any combination of Speech, Occupational or Physical Therapy in last 7 days [O0400A1, O0400A2, O0400A3; O0400B1, O0400B2, O0400B3; O0400C1, O0400C2, O0400C3] AND at least 2 nursing rehabilitation services (See nursing rehabilitation qualification description in this document.)</li> </ul>	<p>15-16</p> <p>11-14</p> <p>6-10</p> <p>2-5</p> <p>0-1</p>	<p>None</p> <p>None</p> <p>None</p> <p>None</p> <p>None</p>	<p>RAE</p> <p>RAD</p> <p>RAC</p> <p>RAB</p> <p>RAA</p>

Category (Description)	ADL Score	End Splits or Special Requirements	MN RUG-IV Group	
<p><b>Special Care High</b> (ADL Score of &gt;=2 or more and at least one of the following.)</p> <ul style="list-style-type: none"> <li>▪ Comatose (B0100) and completely ADL dependent or ADL did not occur (G0100A1, G0100B1, G0100H1, G0100I1 all = 4 or 8)</li> <li>▪ Septicemia (I2100)</li> <li>▪ Diabetes (I2900) with both of the following:                             <ul style="list-style-type: none"> <li>▪ Insulin injections for all 7 days (N0350A = 7)</li> <li>▪ Insulin order changes on 2 or more days (N0350B &gt;=2)</li> </ul> </li> <li>▪ Quadriplegia (I5100) with ADL score &gt;= 5</li> <li>▪ Asthma or COPD (I6200) AND shortness of breath while lying flat (J1100C)</li> <li>▪ Fever (J1550A) and one of the following:                             <ul style="list-style-type: none"> <li>▪ Pneumonia (I2000)</li> <li>▪ Vomiting (J1550B)</li> </ul> </li> <li>▪ Weight loss (K0300 = 1 or 2)</li> <li>▪ Feeding Tube (K0510B1 or K0510B2) with at least 51% of total calories (K0710A3 = 3) OR 26% to 50% total calories through parenteral/enteral intake (K0710A3 = 2) and fluid intake is 501cc or more per day (K0710B3 = 2); <b>K0510B1 or K0510B2 Feeding tube if K0710A3 is:</b> <ul style="list-style-type: none"> <li>▪ 51% or more of the total calories, or</li> <li>▪ 26-50% of the total calories and K0710B3 is 501cc or more per day.</li> </ul> </li> <li>▪ Parenteral/IV feedings (K0510A1 or K0510A2)</li> <li>▪ Respiratory therapy for all 7 days (O0400D2 = 7)</li> <li>▪ If a resident qualifies for Special Care High but the ADL score is 1 or less, then the resident is classified as Clinically Complex</li> </ul>	15-16	Depression	HE2	
	15-16	No Depression	HE1	
	11-14	Depression	HD2	
	11-14	No Depression	HD1	
	6-10	Depression	HC2	
	6-10	No Depression	HC1	
	2-5	Depression	HB2	
	2-5	No Depression	HB1	
		Note: See description of depressions indicator.		

<p><b>Special Care Low</b> (ADL score of 2 or more and at least one of the following.)</p> <ul style="list-style-type: none"> <li>▪ Cerebral palsy (I4400) with ADL score &gt;=5</li> <li>▪ Multiple sclerosis (I5200) with ADL score &gt;= 5</li> <li>▪ Parkinson’s disease(I5300) with ADL score &gt;= 5</li> <li>▪ Respiratory failure (I6300) and oxygen therapy while a resident (O0100C2)</li> <li>▪ Feeding Tube (K0510B1 or K0510B2) with at least 51% of total calories (K0710A3 = 3) OR 26% to 50% total calories through parenteral/enteral intake (K0710A3 = 2) and fluid intake is 501cc or more per day (K0710B3 = 2); <b>K0510B1 or K0510B2 Feeding tube if K0710A3 is:</b></li> <li>▪ 51% or more of the total calories, or 26-50% of the total calories and K0710B3 is 501cc or more per day.</li> <li>▪ Two or more stage 2 pressure ulcers (M0300B1) with two or more skin treatments *</li> <li>▪ Pressure relieving chair (M1200A) and/or bed M1200B)</li> <li>▪ Turning/repositioning (M1200C)</li> <li>▪ Nutrition or hydration intervention (M1200D)</li> <li>▪ Ulcer care (M1200E)</li> <li>▪ Application of dressings (M1200G)</li> <li>▪ Application of ointments (M1200H)</li> <li>▪ Any stage 3, 4, or unstageable (due to slough and/or eschar) pressure ulcer (M0300C1, D1, F1) with two or more skin treatments *Listed above.</li> <li>▪ Two or more venous/arterial ulcers (M1030) with two or more skin treatments. * Listed above</li> <li>▪ One stage 2 pressure ulcer (M0300B1, and 1 venous/arterial ulcer (M1030) with 2 or more skin treatments*Listed above.</li> <li>▪ Foot infection (M1040A), diabetic foot ulcer (M1040B) or other open lesion of foot (M1040C) with application of dressings to the feet (M1200I)</li> <li>▪ Radiation treatment while a resident(O0100B2)</li> <li>▪ Dialysis treatment while a resident(O0100J2)</li> <li>▪ If a resident qualifies for Special Care Low but the ADL score is 0 or 1, the resident is classified as Clinically Complex</li> </ul>	15-16	Depression	LE2	
	15-16	No Depression	LE1	
	11-14	Depression	LD2	
	11-14	No Depression	LD1	
	6-10	Depression	LC2	
	6-10	No Depression	LC1	
	2-5	Depression	LB2	
	2-5	No Depression	LB1	
			Note: See description of depressions indicator.	

Category (Description)	ADL Score	End Splits or Special Requirements	MN RUG-IV Group
<p><b>Clinically Complex</b> (At least one of the following)</p> <ul style="list-style-type: none"> <li>▪ Pneumonia (I2000)</li> <li>▪ Hemiplegia/hemiparesis (I4900) with ADL score <math>\geq 5</math></li> <li>▪ Surgical wounds (M1040E) or open lesion [M1040D] with any selected skin treatment</li> <li>▪ Surgical wound care (M1200F)</li> <li>▪ Application of nonsurgical dressings (M1200G) not to feet</li> <li>▪ Application of ointments (M1200H) not to feet</li> <li>▪ Burns (M1040F)</li> <li>▪ Chemotherapy while a resident (O0100A2)</li> <li>▪ Oxygen therapy while a resident (O0100C2)</li> <li>▪ IV Medications while a resident (O0100H2)</li> <li>▪ Transfusions while a resident (O0100I2)</li> <li>▪ If a resident qualifies for Extensive Services, Special Care High, or Special Care Low, but the ADL score is 0 or 1 then the resident is classified Clinically Complex, CA1 or CA2</li> </ul>	<p>15-16</p> <p>15-16</p> <p>11-14</p> <p>11-14</p> <p>6-10</p> <p>6-10</p> <p>2-5</p> <p>2-5</p> <p>0-1</p> <p>0-1</p>	<p>Depression</p> <p>No Depression</p> <p>Depression</p> <p>No Depression</p> <p>Depression</p> <p>No Depression</p> <p>Depression</p> <p>No Depression</p> <p>Depression</p> <p>No Depression</p> <p>Note: See description of depressions indicator.</p>	<p>CE2</p> <p>CE1</p> <p>CD2</p> <p>CD1</p> <p>CC2</p> <p>CC1</p> <p>CB2</p> <p>CB1</p> <p>CA2</p> <p>CA1</p>

Category (Description)	ADL Score	End Splits or Special Requirements	MN RUG-IV Group
<p><b>Behavioral Symptoms and Cognitive Performance</b> BIMS score of 9 or less AND an ADL score of 5 or less</p> <p>OR</p> <p>Defined as Impaired Cognition by the Cognitive Performance Scale AND an ADL score of 5 or less (See description of BIMS and Cognitive performance scale)</p> <ul style="list-style-type: none"> <li>▪ Hallucinations [E0100A]</li> <li>▪ Delusions [E0100B]</li> <li>▪ Physical behavioral symptoms directed towards others (E0200A = 2 or 3)</li> <li>▪ Verbal behavioral symptoms directed towards others (E0200B = 2 or 3)</li> <li>▪ Other behavioral symptoms not directed towards others (E0200C = 2 or 3)</li> <li>▪ Rejection of care (E0800 = 2 or 3)</li> <li>▪ Wandering (E0900 = 2 or 3)</li> </ul>	<p>2-5</p> <p>2-5</p> <p>0-1</p> <p>0-1</p>	<p>2 or more Restorative Nursing Programs</p> <p>0-1 Restorative Nursing Programs</p> <p>2 or more Restorative Nursing Programs</p> <p>0-1 Restorative Nursing Programs</p> <p>(See description of Restorative Nursing Programs.)</p>	<p>BB2</p> <p>BB1</p> <p>BA2</p> <p>BA1</p>



Category (Description)	ADL Score	End Splits or Special Requirements	MN RUG-IV Group
<p><b>Reduced Physical Function</b></p> <p>No Clinical Conditions</p>	15-16	2 or more Restorative Nursing Programs	PE2
	15-16	0-1 Restorative Nursing Programs	PE1
	11-14	2 or more Restorative Nursing Programs	PD2
	11-14	0-1 Restorative Nursing Programs	PD1
	6-10	2 or more Restorative Nursing Programs	PC2
	6-10	0-1 Restorative Nursing Programs	PC1
	2-5	2 or more Restorative Nursing Programs	PB2
	2-5	0-1 Restorative Nursing Programs	PB1
	0-1	2 or more Restorative Nursing Programs	PA2
	0-1	0-1 Restorative Nursing Programs	PA1
<p><b>Minnesota-Specific Classifications</b></p> <p>Short Stay for New Admissions with a stay of 14 days or less. Facility makes an annual election for all residents with 14 day or less stay.</p> <p>Penalty for an assessment that is not completed or submitted within the time frame required by CMS</p>	N/A		DDF
	N/A		AAA

## ADL Scoring

ADL	Self-Performance	Support	ADL Score
Bed Mobility (G0110A), Transfer (G0110B), Toilet Use (G0110I)	Coded -, 0, 1, 7, or 8	Any Number Any Number	0
	Coded 2		1
	Coded 3	-, 0, 1, or 2	2
	Coded 4	-, 0, 1, or 2	3
	Code 3 or 4	3	4
Eating (G0110H)	Coded -, 0, 1, 2, 7 or 8	-, 0, 1, or 8	0
	Coded -, 0, 1, 2, 7 or 8	2 or 3	2
	Coded 3 or 4	-, 0 or 1	2
	Coded 3	2 or 3	3
	Coded 4	2 or 3	4

## Depression Indicator

The depression end split is determined by either the total severity score from the resident interview in section D0200 (PHQ-9©) or from the total severity score from the staff assessment of mood D0500 (PHQ9-OV©).

- Residents that were interviewed D0300 (Total Severity Score)  $\geq 10$  and D0300  $\leq 27$
- Staff Assessment – Interview not conducted D0600 (Total Severity Score  $\geq 10$  and D0600  $\leq 30$ )

## Restorative Nursing

- Restorative Nursing Programs – 2 or more required to be provided 6 or more days a week  
Passive range of motion (O0500A) and/or Active range of motion (O0500B) \*
- Bed mobility training (O0500D) and/or walking training (O0500F) \* Splint or brace assistance (O0500C)
- Transfer training (O0500E)
- Dressing and/or grooming training (O0500G) Eating and/or swallowing training (O0500H)  
Amputation/prosthesis (O0500I) Communication training (O0500J)
- No count of days required for: Current toileting program or trial (H0200C) and/or Bowel toileting program (H0500) \*

\* Count as one service even if both are provided

## Cognitive Impairment

Cognitive impairment is determined by either the summary score from the resident interview in section C0200-C400 (BIMS) or from the calculation of Cognitive Performance Scale if the BIMS is not conducted.

## Brief Interview for Mental Status (BIMS)

BIMS summary score (C0500  $\leq 9$ )

## Cognitive Performance Scale

Determine whether the resident is cognitively impaired based on the staff assessment rather than on resident interview. The RUG-IV Cognitive Performance Scale (CPS) is used to determine cognitive impairment.

The resident is cognitively impaired if one of the three following conditions exists:

1. B0100 Coma (B0100 = 1) and completely ADL dependent or ADL did not occur (G0110A1, G0110B1, G0110H1, G0100I1 all = 4 or 8)
2. C1000 Severely impaired cognitive skills (C1000 = 3)
3. B0700, C0700, C1000 Two or more of the following impairment indicators are present:
4. B0700 > 0 Problem being understood
5. C0700 = 1 Short-term memory problem C1000 > 0 Cognitive skills problem

and

One or more of the following severe impairment indicators are present:

- B0700 >= 2 Severe problem being understood
- C1000 >= 2 Severe cognitive skills problem

## Appendix B: Admission Scenarios

### Facility has elected to complete an Admission assessment (A0310A = 01) for all residents regardless of length of stay or payment source

To establish a Minnesota Case Mix Classification for a resident in the Case Mix System the following must be submitted and accepted into the iQIES System:

1. Entry tracking record (A0310F = 01) and
2. Admission assessment (A0310A = 01)

The scenarios listed on the following pages are common scenarios that may occur upon a resident's admission to a facility and is not a complete list of all possible scenarios. Facilities that have scenarios not listed may call the Case Mix Review Program.

Note: The Admission assessment is not required when the resident is admitted and dies or discharges on the admission date.

For further information and for directions on coding item A1700 (Type of entry), consult the current RAI User's Manual.

### Admission Scenarios – Table #1 Admission assessment was completed prior to death or discharge (Facility elected to complete Admission assessments on all residents)

Scenario	Facility Action
Resident dies in facility	Submit Entry tracking record (A0310F = 01 and A1700 = 1) Submit Admission assessment (A0310A= 01) Submit Death in Facility tracking record (A0310F = 12)
Resident is discharged return not anticipated.	Submit Entry tracking record (A0310F = 01 and A1700 = 1) Submit Admission assessment (A0310A= 01) Submit Discharge assessment (A0310F = 10)
Resident is discharged return anticipated. Resident does not return to the facility.	Submit Entry tracking record (A0310F = 01 and A1700 = 1) Submit Admission assessment (A0310A= 01) Submit Discharge assessment (A0310F = 11)
Resident is discharged return anticipated. Resident returns to the facility within 30 days of discharge. The day of discharge from the facility is not counted in the 30 days.	Submit Entry tracking record (A0310F = 01 and A1700 = 1) Submit Admission assessment (A0310A= 01) Submit Discharge assessment (A0310F = 11) Upon resident's return to the facility: Submit Entry tracking record (A0310F = 01 and A1700 = 2)
Resident is discharged return anticipated.	Submit Entry tracking record (A0310F = 01 and A1700 = 1)

MINNESOTA CASE MIX REVIEW MANUAL

Scenario	Facility Action
<p>Resident returns to the facility greater than 30 days after discharge.</p> <p>The day of discharge from the facility is not counted in the 30 days.</p>	<p>Submit Admission assessment (A0310A= 01) Submit Discharge assessment (A0310F = 11) <b>Upon resident's return to the facility:</b></p> <p>Submit Entry tracking record (A0310F = 01 and A1700 = 1)</p> <p>Submit Admission assessment (A0310A= 01)</p>

**Admission Scenarios – Table #2**  
**Resident discharged or died prior to completion of Admission assessment**  
**(Facility elected to complete Admission assessments on all residents)**

Scenario	Facility Action
Resident is admitted and dies or is discharged on the admission date.	<p>Submit Entry tracking record (A0310F = 01 and A1700 = 1)</p> <p>Submit Discharge Return Not Anticipated assessment (A0310F = 10) or</p> <p>Submit Discharge Return Anticipated assessment (A0310F = 11) or</p> <p>Submit Death in Facility tracking record (A0310F = 12)</p> <p>Note: The Admission assessment is not required when the resident is admitted and dies or discharges on the admission date.</p>
Resident dies prior to completion of Admission assessment	<p>Submit Entry tracking record (A0310F = 01 and A1700 = 1)</p> <p>Submit Admission assessment (A0310A= 01) *</p> <p>Submit Death in Facility tracking record (A0310F = 12)</p> <p>When a resident dies prior to completion of the Admission assessment, adjust the ARD to the date of death.</p>
Resident discharged return not anticipated prior to completion of Admission assessment	<p>Submit Entry tracking record (A0310F = 01 and A1700 = 1)</p> <p>Submit Admission assessment (A0310A= 01) *</p> <p>Submit Discharge assessment (A0310F = 10)</p> <p>When a resident discharges return not anticipated prior to completion of the Admission assessment, adjust the ARD to the date of discharge. The Admission and Discharge Return Not Anticipated assessments may be combined.</p>
<p>Resident discharged return anticipated prior to completion of Admission assessment and does not return to the facility within 30 days of discharge.</p> <p>The day of discharge from the facility is not counted in the 30 days.</p>	<p>Submit Entry tracking record (A0310F = 01 and A1700 = 1)</p> <p>Submit Discharge assessment (A0310F = 11)</p> <p>Submit Admission assessment (A0310A = 01) *</p> <p><b>Plan ahead:</b> When a resident discharges return anticipated prior to completion of the Admission assessment, adjust the ARD to the date of discharge. This allows completion of an Admission assessment if the resident does not return to the facility.</p>

Scenario	Facility Action
<p>Resident discharged return anticipated prior to completion of Admission assessment and resident returns to facility within 30 days of discharge.</p> <p>The day of discharge from the facility is not counted in the 30 days.</p> <p>The original admission date for this episode is the CMR effective date for billing in this scenario.</p>	<p>Submit Entry tracking record (A0310F = 01 and A1700 = 1)</p> <p>Submit Discharge assessment (A0310F = 11)</p> <p>Upon resident’s return to the facility:</p> <p>Submit Entry tracking record (A0310F = 01 and A1700 = 2)</p> <p>Submit Admission assessment (A0310A = 01) Set the ARD and complete the admission assessment within 14 days of re-entry. The re-entry date counts as day one.</p> <p><b>Plan ahead:</b> When a resident discharged return anticipated prior to completion of the Admission assessment, adjust the ARD to the date of discharge. This allows completion of an Admission assessment if the resident does not return to the facility.</p> <p><b>Note:</b> The combination of Discharge assessment (A0310F = 11) and Entry tracking record (A0310F = 01 and A1700=02) may be repeated several times until the resident stays 14 consecutive days and an Admission assessment is required.</p>
<p>*Note: See the RAI Manual, Chapter 3, Section V Clarifications for guidelines related to completing a comprehensive assessment when the resident has been discharged.</p>	

## Appendix C: Short Stay Scenarios

### Facility elected the Short Stay Rate for all residents who stay 14 days or less

To establish a Minnesota Case Mix Classification for a resident in the Case Mix System, the following records and assessments must be submitted and accepted into the iQIES system.

- Entry tracking record (A0310F = 01) and an Admission assessment (A0310A= 01)

OR

- Entry tracking record (A0310F = 01) and a Discharge assessment (A0310F = 10 or A0310F = 11) or a Death in Facility tracking record (A0310F = 12).

The following scenarios apply to facilities that have elected to accept the short stay rate (DDF) for all residents who stay 14 days or less in lieu of submitting an Admission assessment.

For further information and for directions on coding item A1700 (Type of entry), consult the current RAI User's Manual.

**Short Stay Scenarios - Table #1**  
**Resident discharged or died prior to completion of Admission assessment**  
**(Facility elected the Short Stay Rate for all residents who stay 14 days or less)**

Scenario	Facility Action
Resident dies prior to completion of Admission assessment	Submit Entry tracking record (A0310F = 01 and A1700 = 1) Submit Death in Facility tracking record (A0310F = 12)
Resident discharged return not anticipated prior to completion of Admission assessment	Submit Entry tracking record (A0310F = 01 and A1700 = 1) Submit Discharge assessment (A0310F = 10)
Resident discharged return anticipated prior to completion of Admission assessment and resident does not return to the facility.	Submit Entry tracking record (A0310F = 01 and A1700 = 1) Submit Discharge assessment (A0310F = 11)



**Short Stay Scenarios - Table #2**

**Resident discharged return anticipated prior to completion of Admission assessment and resident returns to facility  
(Facility elected the Short Stay Rate for all residents who stay 14 days or less)**

Scenario	Facility Action
<p>Resident discharged return anticipated prior to completion of Admission assessment (A0310A = 01);</p> <p>Resident returns to the facility and dies prior to the end of day 14</p>	<p>Submit Entry tracking record (A0310F = 01 and A1700 = 1) Submit Discharge assessment (A0310F = 11)</p> <p>Upon resident's return to the facility:</p> <p>Submit Entry tracking record (A0310F = 01 and A1700 = 2) Submit Death in Facility tracking record (A0310F = 12)</p>
<p>Resident discharged return anticipated prior to completion of Admission assessment (A0310A = 01);</p> <p>Resident returns to the facility and is discharged return not anticipated prior to the end of day 14.</p>	<p>Submit Entry tracking record (A0310F = 01 and A1700 = 1) Submit Discharge assessment (A0310F = 11)</p> <p>Upon resident's return to the facility:</p> <p>Submit Entry tracking record (A0310F = 01 and A1700 = 2) Submit Discharge assessment (A0310F = 10)</p>
<p>Resident discharged return anticipated prior to completion of Admission assessment (A0310A = 01);</p> <p>Resident returns to the facility and is discharged return anticipated prior to the end day of 14.</p>	<p>Submit Entry tracking record (A0310F = 01 and A1700 = 1) Submit Discharge assessment (A0310F = 11)</p> <p>Upon resident's return to the facility:</p> <p>Submit Entry tracking record (A0310F = 01 and A1700 = 2) Submit Discharge assessment (A0310F = 11)</p>
<p>Resident discharged return anticipated prior to completion of Admission assessment (A0310A = 01);</p> <p>Resident returns to facility and remains in facility longer than 14 days</p>	<p>Submit Entry tracking record (A0310F = 01 and A1700 = 1) Submit Discharge assessment (A0310F = 11)</p> <p>Upon resident's return to the facility:</p> <p>Submit Entry tracking record (A0310F = 01 and A1700 = 2) Submit Admission assessment (A0310A = 01) Set the ARD and complete the admission assessment within 14 days of re-entry. The re-entry date counts as day one.</p>

**Short Stay Scenarios – Table #3**  
**Admission assessment was completed prior to death or discharge**  
**(Facility elected the Short Stay Rate for all residents who stay 14 days or less)**

Scenario	Facility Action
Resident dies in facility	Submit Entry tracking record (A0310F = 01 and A1700 = 1) Submit Admission assessment (A0310A = 01) Submit Death in Facility tracking record (A0310F = 12)
Resident is discharged return not anticipated.	Submit Entry tracking record (A0310F = 01 and A1700 = 1) Submit Admission assessment (A0310A = 01) Submit Discharge assessment (A0310F = 10)
Resident is discharged return anticipated. Resident does not return to the facility.	Submit Entry tracking record (A0310F = 01 and A1700 = 1) Submit Admission assessment (A0310A = 01) Submit Discharge assessment (A0310F = 11)
Resident is discharged return anticipated.  Resident returns to the facility within 30 days of discharge. The day of discharge from the facility is not counted in the 30 days.	Submit Entry tracking record (A0310F = 01 and A1700 = 1) Submit Admission assessment (A0310A= 01) Submit Discharge assessment (A0310F = 11) Upon resident's return to the facility: Submit Entry tracking record as re-entry (A0310F = 01 & A1700 = 2)
Resident is discharged return anticipated.  Resident returns to facility greater than 30 days after discharge. The day of discharge from the facility is not counted in the 30 days.	Submit Entry tracking record (A0310F = 01 and A1700 = 1) Submit Admission assessment (A0310A= 01) Submit Discharge assessment (A0310F = 11) Upon resident's return to the facility: Submit Entry tracking record (A0310F = 01 and A1700 = 1) Submit Admission assessment (A0310A = 01)

## Appendix D: Optional State Assessment (OSA) and Section S

### The Optional State Assessment (OSA)

Minnesota uses the Resource Utilization Group (RUG)-IV classification system for state payment purposes for all Medicaid and private pay residents. Effective 10/1/2023, CMS will no longer support RUG-IV grouper calculations. CMS has removed several items from the OBRA item sets that are necessary to calculate a RUG-IV classification. Therefore, effective 10/1/2023, Minnesota nursing facilities must complete and submit an OSA for State Medicaid Billing purposes each time:

- An OBRA comprehensive, Quarterly, and Significant Correction to Prior Quarterly (SCQA) assessment is completed,
- When all therapy services have ended, and
- When all isolation services have ended.

Completion of the OSA will enable the State Medicaid Agency to calculate the RUG-IV case mix group for Medicaid and private pay billing until the transition to a new payment system is made. The OSA is not a OBRA required assessment. It is required for state payment purposes only. The OSA cannot be combined with any other type of assessment or tracking record. It must be completed as a standalone assessment. Completion of the OSA is in addition to the Federal OBRA assessment requirements identified in the Resident Assessment Instrument (RAI) Manual and the State required assessments when all therapy and isolation services end.

The OSA is required each time a OBRA assessment that is used for billing is completed.

- The ARD of the OSA must match the corresponding OBRA assessment,
- The OBRA assessment and OSA must be submitted to the CMS database in the same assessment batch,
- If the OBRA assessment is later modified and the item(s) modified are also on the corresponding OSA, the OSA must also be modified,
- If the OBRA assessment is inactivated, the corresponding OSA must also be inactivated.

### Coding A0300A and A0300B

- A0300A must = 1 Indicating the assessment is for State payment purposes only.
- A0300B must = 5 indicating other payment assessment

Instructions for some of the data elements on the OSA have been removed from the latest version of the RAI Manual v1.18.11, including: A0300, D0200, D0300, G0110, K0510, O0100, O0450, O0600, O0700, and X0570. Instructions for completing these items are in the OSA Manual. The OSA Manual and Item Set can be downloaded at the [CMS Minimum Data Set \(MDS\) 3.0 Resident Assessment Instrument \(RAI\) Manual website \(https://www.cms.gov/medicare/quality/nursing-home-improvement/resident-assessment-instrument-manual\)](https://www.cms.gov/medicare/quality/nursing-home-improvement/resident-assessment-instrument-manual). To get to it, scroll down to the bottom of the page to the **Downloads** section, then look for the link labeled **Final OSA Manual Item Set**.

Instructions for completing the remaining data elements on the OSA are found in the respective sections of Chapter 3 of the Minimum Data Set (MDS) Resident Assessment Instrument (RAI) 3.0 User's Manual. The guidance in the OSA Manual should only be applied when completing an OSA for payment purposes. Providers should use the guidance in the MDS RAI 3.0 User's Manual to guide their completion of all required OBRA assessments.

The RUG-IV classifications generated by the OSA, in item Z0200, is effective on the:

- Admission date for an OSA with a corresponding Admission assessment,
- Assessment Reference Date (ARD) for an OSA with a corresponding SCSA,
- Assessment Reference Date for an OSA completed due to the End of Therapy (EOT) or End of Isolation (EOI),
- The first day of the month following the ARD for all other corresponding OBRA assessment types.

When a resident is Discharge Return Anticipated (DRA) and returns to the facility within 30 days of their discharge date, the previous classification will resume until a new assessment is completed. The OSA must be submitted to CMS the same way all other OBRA required assessments are submitted. Completion of the OSA will generate a new Minnesota Case Mix classification notice. Multiple classification notices may be generated during a billing period depending on the number of OSA's submitted. It is the facility's responsibility to provide the resident with the notice that contains the classification that will be used for billing purposes.

## Section S: Strict Isolation

Section S is a new section on the OBRA assessment containing three new data elements, S6060A, S6060B, and S6060C. These data elements identify whether strict isolation services were provided in the observation period. The isolation coding criteria has not changed; only strict isolation is coded on the MDS.

- S6060A- Strict Isolation, Has the resident been in strict isolation at any time since the prior OBRA/OSA assessment? The response is simply, Yes or No.
- S6060B- Start Date of Strict Isolation, If the response to S6060A is Yes, enter the start date of strict isolation in this data element and proceed to S6060C.
- S6060C- End Date of Strict Isolation, Enter the last day the resident was in strict isolation since Admission, Reentry, or the prior OBRA/OSA assessment whichever is more recent? If strict isolation was ongoing after the ARD of the assessment, enter dashes.

## Appendix E: MDS Resources

CMS Nursing Home Quality Initiative page is found at: [CMS Nursing Home Quality Initiative \(https://www.cms.gov/medicare/quality/nursing-home-improvement\)](https://www.cms.gov/medicare/quality/nursing-home-improvement)

Links on the left side of this page are to the following:

- MDS 3.0 Manual (includes Errata documents)
- MDS 3.0 for Nursing Homes and Swing Bed Providers
- MDS 3.0 Technical Information
- MDS 3.0 Training

**CMS Skilled Nursing Facility PPS** page is found at: [CMS Skilled Nursing Facility PPS \(https://www.cms.gov/medicare/payment/prospective-payment-systems/skilled-nursing-facility-snf\)](https://www.cms.gov/medicare/payment/prospective-payment-systems/skilled-nursing-facility-snf)

**CMS National Provider Call** clarifications: [FY 2012 RUG-IV Education & Training \(https://www.cms.gov/Medicare/Medicare-Fee-for-Service-Payment/SNFPPS/RUGIVEDu12\)](https://www.cms.gov/Medicare/Medicare-Fee-for-Service-Payment/SNFPPS/RUGIVEDu12)

**iQIES MDS User Guides and Manual Minimum Data Set (MDS) Error Message Reference Guide:** this guide is a resource to help interpret messages from the CMS final validation report. [CMS Nursing Home \(MDS\)/Swing Bed Providers \(https://qtso.cms.gov/providers/nursing-home-mdsswing-bed-providers/reference-manuals\)](https://qtso.cms.gov/providers/nursing-home-mdsswing-bed-providers/reference-manuals)

**The MDS 3.0 Quality Measures User's Manual** is a resource to help interpret facility quality measure reports. The manual can be found at: [CMS Quality Measures \(https://www.cms.gov/medicare/quality/nursing-home-improvement/quality-measures\)](https://www.cms.gov/medicare/quality/nursing-home-improvement/quality-measures). Scroll down to the download section.

**The Skilled Nursing Facilities/Long-Term Care Open Door Forum (ODF)** addresses the concerns and issues of both the Medicare SNF, the Medicaid NF, and the nursing home industry generally. Timely announcements and clarifications regarding important rulemaking, quality program initiatives, and other related areas are also included in the forums. View announcements at: [CMS Skilled Nursing Facilities/Long-Term Care Open Door Forum \(https://www.cms.gov/training-education/open-door-forums/skilled-nursing-facilities-snf\)](https://www.cms.gov/training-education/open-door-forums/skilled-nursing-facilities-snf)

- **Sign up for SNF ODF notifications at:** [SNF ODF Email Updates \(https://public.govdelivery.com/accounts/USCMS/subscriber/new?pop=t&topic\\_id=USCMS\\_515\)](https://public.govdelivery.com/accounts/USCMS/subscriber/new?pop=t&topic_id=USCMS_515)

Links to CMS QRP Training Videos

- [CMS SNF 2023 Guidance Training Program \(https://www.youtube.com/playlist?list=PLaV7m2-zFKphoXW6cc3NwUfxraOA1LYDi\)](https://www.youtube.com/playlist?list=PLaV7m2-zFKphoXW6cc3NwUfxraOA1LYDi)
- [CMS Skilled Nursing Facility \(SNF\) Quality Reporting Program \(QRP\) Training \(https://www.cms.gov/medicare/quality/snf-quality-reporting-program/training\)](https://www.cms.gov/medicare/quality/snf-quality-reporting-program/training)

**For MDS clinical coding** questions contact the State RAI Coordinator at 651-201-4313 or email: [health.mds@state.mn.us](mailto:health.mds@state.mn.us)

**For MDS technical, submission or CMS final validation report** questions contact the MDS Technical Help Desk at 651-201-3817 and in Greater Minnesota call 1-888-234-1315 or email questions to: [health.MDSOASISTECH@state.mn.us](mailto:health.MDSOASISTECH@state.mn.us)

**Minnesota Case Mix Review website:** [MN Case Mix Review Program \(https://www.health.state.mn.us/facilities/regulation/casemix\)](https://www.health.state.mn.us/facilities/regulation/casemix)

**Minnesota Case Mix Manual:** [MN Case Mix Review Manual \(https://www.health.state.mn.us/facilities/regulation/casemix/docs/cmrmanual.pdf\)](https://www.health.state.mn.us/facilities/regulation/casemix/docs/cmrmanual.pdf)

**Minnesota Case Mix Consumer Fact Sheets:** [RUG-IV Directory of Fact Sheets](https://www.health.state.mn.us/facilities/regulation/casemix/rugiv/index.html)  
(<https://www.health.state.mn.us/facilities/regulation/casemix/rugiv/index.html>)

**CMR Portal Login:** [Case Mix Review Portal](https://cmrportal.web.health.state.mn.us/) (<https://cmrportal.web.health.state.mn.us/>)

**Subscribe to Minnesota Case Mix Review updates:** [CMR Email Updates](https://public.govdelivery.com/accounts/MNMDH/subscriber/new?topic_id=MNMDH_174)  
([https://public.govdelivery.com/accounts/MNMDH/subscriber/new?topic\\_id=MNMDH\\_174](https://public.govdelivery.com/accounts/MNMDH/subscriber/new?topic_id=MNMDH_174))

**For Minnesota Case Mix questions call:** 651-201-4200 or email: [health.FPC-CMR@state.mn.us](mailto:health.FPC-CMR@state.mn.us)

Statutes:

- [Minn. Stat. 144.0724 Resident Reimbursement Classification](https://www.revisor.mn.gov/statutes/cite/144.0724)  
(<https://www.revisor.mn.gov/statutes/cite/144.0724>)
- [Chapter 256R. Nursing Facility Rates](https://www.revisor.mn.gov/statutes/cite/256R) (<https://www.revisor.mn.gov/statutes/cite/256R>)

**The Health Regulation Division Clinical Web Window** website includes additional training resources: [Federal CMS Nursing Home Regulation Resources](https://www.health.state.mn.us/facilities/regulation/nursinghomes/fedresources/)  
(<https://www.health.state.mn.us/facilities/regulation/nursinghomes/fedresources/>)

## Appendix F: Case Mix Review Portal Instructions

### Background

In January 2014, the Center for Medicare and Medicaid Services (CMS) announced the discontinuation of the MDS State Reports link on the CMS MDS System website also referred to as Internet Quality Improvement and Evaluation System (iQIES). The MDS State Reports website had been used by the CMR Program to post online Minnesota Case Mix Review Reports, Checklists, and Resident Classification Notices. In October 2014, MDH began using the CMR Portal, this portal was replaced in October 2020.

In October 2020, the Minnesota Department of Health (MDH) released/introduced a new Case Mix Review (CMR) Portal to update CMR Portal security. The CMR Portal is used to access Minnesota Case Mix Review Reports, Checklists, and Resident Classification Notices.

### CMR Portal Login

[CMR Portal Login \(https://cmrportal.web.health.state.mn.us/\)](https://cmrportal.web.health.state.mn.us/)

For best user experience, use the Google Chrome browser to access the CMR Portal.

### Types of CMR Portal User Accounts

There are two types of user accounts in the CMR Portal: Facility User and Facility CMR Portal Director. The rights and responsibilities of those accounts are outlined below.

**Facility User (User):** has the ability to access CMR checklists, notices, and reports for the facility.

**Facility CMR Portal Director (CMR Director):** has the same access to CMR checklists, notices, and reports for their facility as other users for the facility. The CMR Director creates the account for new facility users. The CMR Director is responsible to immediately inactivate a user who is no longer employed by the facility or the corporation to prevent unauthorized access to the CMR Portal. When the CMR Director is ending employment with the facility or corporation, the current CMR Director must change the CMR Director role to an active user for the facility in the CMR Portal prior to ending employment.

**Who should be the CMR Director and CMR Portal Users?** The Business Office Manager, facility staff who distribute the case mix classification notices to residents and resident's representative, and billing staff are encouraged to be the CMR Director and Users. The facility administrator, DON, and MDS coordinator are not required to be the CMR Director or Users.

## CMR Portal Tips

1. For best user experience, use Google Chrome to work in the CMR Portal.
2. The CMR Portal includes residents' private information. **DO NOT SHARE** emails and passwords for other staff to access the CMR Portal.
3. Facilities are to download and print the case mix classification notices as posted with no modification or additions. Facilities distribute the case mix classification notices to the resident or resident's representative within three (3) business days of receipt of the notices.
4. Files are deleted from the CMR Portal within 60 days of being posted to the CMR Portal. There is no backup copy of portal files at CMR.
5. Each facility is limited to three CMR Portal users, including the CMR Director. Users may save the files to a facility secure electronic file or print copies for facility staff to review and use the information on the documents.
6. All active Users and the CMR Director are able to reset or change their passwords.
7. The email when CMR reports, checklists, and classification notices are posted to the CMR Portal will be sent to the email in the User's or CMR Director's account.
8. All active Users and the CMR Director will receive an email prior to their account being inactivated. If the User or CMR Director does not log in their account will be inactivated.
9. When email addresses change, **DO NOT** create a new account. Update your current account with new email.
10. The CMR Director is responsible to immediately inactivate a user who is no longer employed by the facility or the corporation to prevent unauthorized access to the CMR Portal. When the CMR Director is ending employment with the facility or corporation, the current CMR Director must change the CMR Director role to an active user for the facility in the CMR Portal prior to ending employment.
11. A corporate employee can be an approved CMR Portal user. The corporate employee will count as one of the three users for the facility.
12. There are tips throughout the CMR Portal Instructions for the specific process.
13. Following each submission of MDS OBRA assessments, discharge assessments, and tracking records, CMR generates a Minnesota Case Mix Review Validation Report. The Case Mix Review Validation Reports must be treated as private data. CMR Portal users do not receive an email when a Case Mix Review Validation Report is available on the CMR Portal.



## Minnesota Case Mix Review Validation Report has four sections:

**Section 1:** Assessments and records accepted into the Minnesota Case Mix Review database.

- Assessments and records accepted by CMR. The RUG-IV class, CMR effective date, and effective dates for penalties are listed for OBRA assessments.
- Facility staff are encouraged to call CMR staff when an assessment receives a penalty.

**Section 2:** Assessments and records being reviewed by CMR staff – expect a call from CMR staff if facility action is required.

- The assessments and records may be listed in this section because of the order assessments and records were processed by iQIES. If action is required, CMR staff will contact the facility MDS Coordinator.

**Section 3:** Assessments and records reviewed and accepted into CMR database by CMR staff.

- Assessments and records in this section have been reviewed and processed by CMR staff. The assessments and records were previously listed in Section 2.

**Section 4:** Assessments and records not needed in the CMR database; includes the original assessments and records which were modified or inactivated.

- If facility staff believe the deleted assessment or record was required for payment, contact CMR staff.

### Minnesota Case Mix Review Validation Report Sample

Minnesota Case Mix Review Validation Report									
CAUTION: Internal Facility Use Only - This Report Contains Private Data									
Facility	New Facility	HFID: 00000							
1. Assessments and records accepted into Minnesota Case Mix Review (CMR) database									
Resident Name	PMI #	ARD	A0310A	A0310F	RUG-IV	CMR Eff. Date	Submit Date	Penalty Eff. Date	Penalty Exp. Date
DOE, JANE	00000000	07/01/2019	02		LC1	08/01/2019	07/10/2019		
DOE, JOHN		07/05/2019	02		PE1	08/01/2019	07/10/2019		
DOE, JANE		07/06/2019	01		RAC	08/01/2019	07/10/2019		
DOE, JOHN		07/07/2019	03		PC1	07/07/2019	07/10/2019		
DOE, JANE		07/07/2019		10		07/07/2019	07/10/2019		
2. Assessments and records being reviewed by CMR staff - expect a call if facility action is required									
Resident Name	PMI #	ARD	A0310A	A0310F	RUG-IV	CMR Eff. Date	Submit Date		
3. Assessments and records reviewed and accepted into CMR database by CMR staff									
Resident Name	PMI #	ARD	A0310A	A0310F	RUG-IV	CMR Eff. Date	Submit Date	Penalty Eff. Date	Penalty Exp. Date
DOE, JANE	00000000	11/07/2018	02		PA1	12/01/2018	01/31/2019	12/15/2018	01/31/2019
4. Assessments and records not needed in CMR database; includes the original assessments and records that were modified or inactivated									
Resident Name	PMI #	ARD	A0310A	A0310F	RUG-IV	Submit			
Report run on: 07/10/2019									
									Page 1

The Audit Exit Report lists all MDS items changed on the audited assessment for a resident. The MDS Coordinator and facility staff use this report to modify the resident’s assessment in iQIES.

### Audit Exit Report Sample

**Minnesota Department of Health  
Case Mix Review Program**

**AUDIT EXIT REPORT**

**Name:** New Facility  
**Facility:** 00000  
**Start Date:** 07/15/2019  
**End Date:** 07/19/2019  
**CMR RN's:** Reviewer

**Total Number of Records** 13  
**# of records reviewed in Group 1:** 13  
**# of records reviewed in Group 2:** 0  
**# of Classification went HIGH:** 0  
**# of Classification went LOW:** 2  
**% of overall change:** 15.38

Resident Name	Assessment Type	ARD	Original CM	New CM	MDS Item	Old Value	New Value
DOE, JANE	QUARTERLY	07/01/2019	BA1	BA1	e0100B	1	0
					e0200C	2	0
					g0300A	0	-
					g0300B	0	-
					g0400A	0	-
					g0400B	0	-
DOE, JOHN	QUARTERLY	06/24/2019	CD1	CC1	g0110A2	3	2
					g0110B2	3	2
					g0110I2	3	2

## Log in/Log out Process

For best user experience, use the Google Chrome browser to access the CMR Portal.

1. Navigate to the [CMR Portal \(https://cmrportal.web.health.state.mn.us/\)](https://cmrportal.web.health.state.mn.us/)
  - a. Read the Use Warning.
  - b. Click Log in to the CMR Portal.



[CMR Portal Users Manual, October 2020 \(PDF\)](#)

Case Mix Review staff, email: [health.fpc-cmr@state.mn.us](mailto:health.fpc-cmr@state.mn.us)



includes information on the CMR Director for your facility

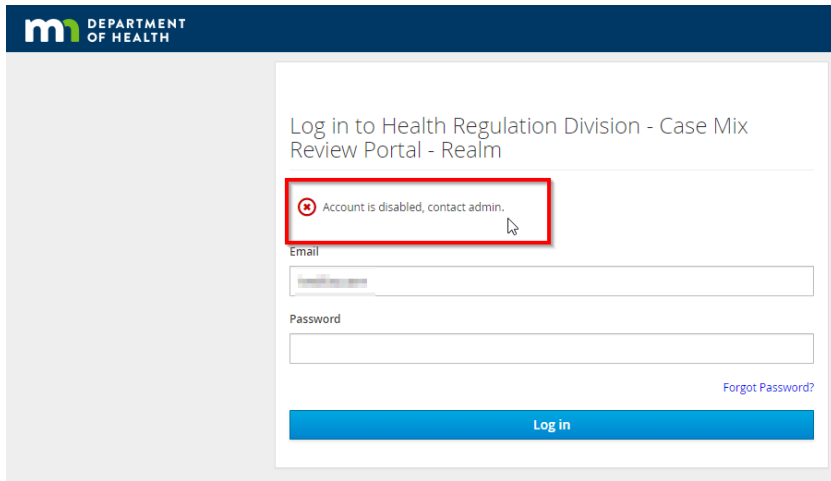
- c. Type in your email and password. Click **Log in**.



If this is your first login, you will need to create a password. Click on **“Forgot Password?”** Refer to the [“Forgot Password” section](#) below for instructions to create your password.

When the following message appears, the account is inactive: **Account is disabled, contact admin.**

- **Facility Users** should contact their facility CMR Portal Director.
- **CMR Portal Directors** should email [health.fpc-cmr@state.mn.us](mailto:health.fpc-cmr@state.mn.us) with the subject **Inactive Account**.



## Welcome Screen

Facility Users and CMR Directors have different screens on this welcome page.

- The home page button will always appear on the upper left corner of the page.
- The logout button will always appear on the upper right corner of the page.

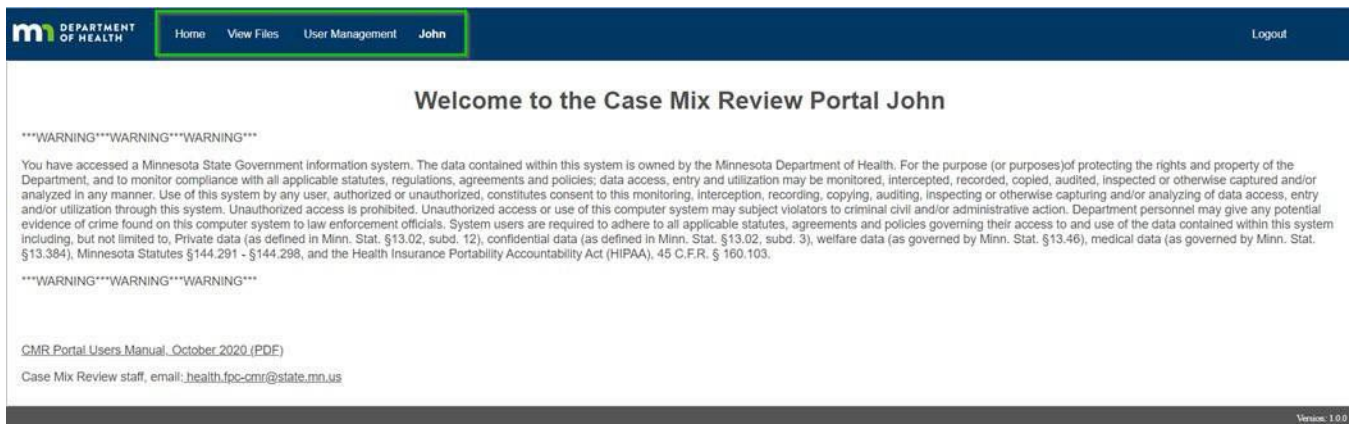
The updated Case Mix Review Portal is intuitive and easy to use. By clicking on the buttons in the blue bar at the top of each CMR Portal screen, users and CMR Directors will access files and information; and manage accounts in the CMR Portal. This manual will go into greater detail of how to use and navigate within the buttons.



*1: Welcome page for a facility user*



*2: Closer view of welcome page for a facility user*



*3: Welcome page for a CMR Director*



*4: Closer view of welcome page for a CMR Director*

## View Files

For best user experience, use the Google Chrome browser to access the CMR Portal.

## Files on the CMR Portal

There are eight (8) files available for nursing facilities to print from the CMR Portal. Each file name includes a short descriptor of what is contained in the file and the report date of the file. Files will be listed by date, with the newest files at the top of the list on page 1.

Files over 60 days old are removed from the CMR Portal. There is no backup copy of portal files at CMR.

- MDS3CmrValidationMMDDYYYY.pdf
- MDS3CmrAssessmentChecklistMMDDYYYY.pdf
- MDS3CmrAssessmentNoticeMMDDYYYY.pdf
- MDS3AuditExitReportMMDDYYYY.pdf
- MDS3CmrAuditChecklistMMDDYYYY.pdf
- MDS3CmrAuditClassificationNoticeMMDDYYYY.pdf
- MDS3ReconClassificationChecklistMMDDYYYY.pdf
- MDS3ReconClassificationNoticeMMDDYYYY.pdf

## Access Files

Files over 60 days old will be removed from the CMR Portal. There is no backup of portal files at CMR. CMR staff encourages facilities to keep electronic files in a secure area on the facility network.

1. Click View Files.



2. Click on the **Filename** to view.

Date	Filename
09/18/2020	<a href="#">MDS3CmrAssessmentNotice09172020.pdf</a>
09/18/2020	<a href="#">MDS3CmrAssessmentChecklist09172020.pdf</a>
09/18/2020	<a href="#">MDS3CmrAuditChecklist09172020.pdf</a>
09/18/2020	<a href="#">MDS3CmrAuditClassificationNotice09172020.pdf</a>
09/18/2020	<a href="#">MDS3AuditExitReport09172020.pdf</a>
09/18/2020	<a href="#">MDS3ReconClassificationNotice09172020.pdf</a>
09/18/2020	<a href="#">MDS3ReconClassificationChecklist09172020.pdf</a>
08/27/2020	<a href="#">MDS3ReconClassificationChecklist08262020.pdf</a>
08/27/2020	<a href="#">MDS3ReconClassificationNotice08262020.pdf</a>
08/13/2020	<a href="#">MDS3CmrValidation08122020.pdf</a>

3. Examples of the three (3) most common files
4. MDS3CmrValidationMMDDYYYY.pdf

### Minnesota Case Mix Review Validation Report

**CAUTION: Internal Facility Use Only - This Report Contains Private Data**

Facility: ~~ADAMS HEALTH CARE CENTER~~

HFID: ~~000000~~

#### 1. Assessments and records accepted into Minnesota Case Mix Review (CMR) database

Resident Name	PMI #	ARD	A0310A	A0310F	RUG-IV	CMR Eff. Date	Submit Date	Penalty Eff. Date	Penalty Exp. Date
---------------	-------	-----	--------	--------	--------	---------------	-------------	-------------------	-------------------

5. MDS3CmrAssessmentChecklistMMDDYYYY.pdf

### Assessment Notification Checklist

Report Generated on: 08/13/2020

Name: ~~ADAMS HEALTH CARE CENTER~~

HFID: ~~000000~~

Resident Name	PMI #	Type of Assessment	MN CM Class	CMR Eff. Date	Penalty Eff. Date	Penalty Exp. date
---------------	-------	--------------------	-------------	---------------	-------------------	-------------------

6. MDS3CmrAssessmentNoticeMMDDYYYY.pdf.

MINNESOTA DEPARTMENT OF HEALTH  
 Case Mix Review Program, Health Regulation Division  
 85 East Seventh Place, Suite 300, P.O.Box 64938, St Paul, MN 55164-0938

**THIS IS NOT A BILL**



7. Print and distribute classification notices as required by state statute.
8. Print or download electronic files to save files per facility policy.

## Account Management

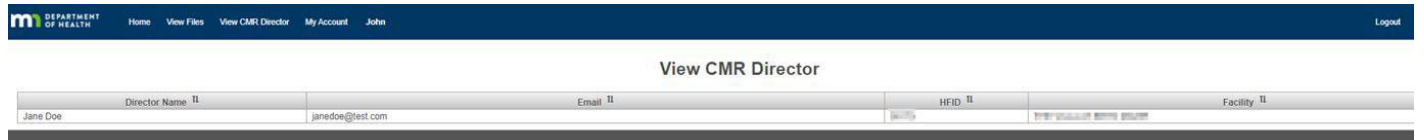
For best user experience, use the Google Chrome browser to access the CMR Portal

### Facility User:

1. Click “View CMR Director” for the name and email address of the facility CMR Director



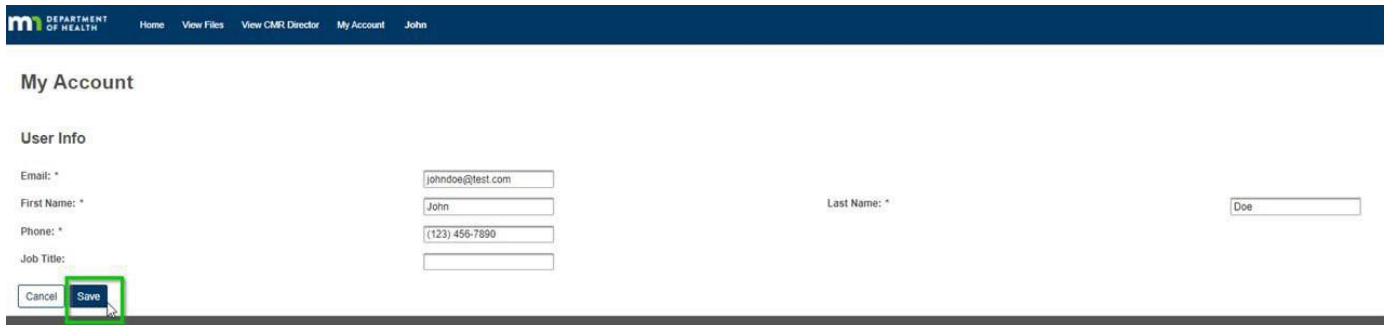
2. CMR Director Information:



3. Click “My Account” to update your name, email address, phone number, and job title.



4. Update your account and click “Save” when updated.



## CMR Director

### User Management

CMR Directors update their account or facility user account information by clicking **User Management**, then **View Users**.

Facility Users can log in to their account and update their account information in **My Account**.

A facility is limited to three (3) active users. The error message below will appear with attempts to add a fourth user or activate an inactive user as a fourth user.

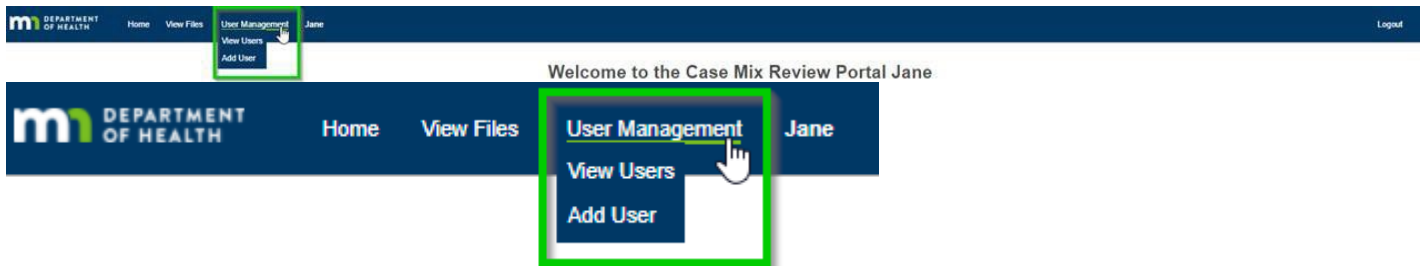
**Error:** Facility [redacted] already has 3 users. To add a new user or to activate an inactive user you will need to inactivate a current active user for your facility.

Accessing View Users:

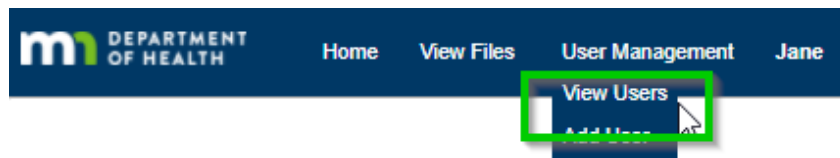
1. Move mouse over **User Management**.



2. With mouse over **User Management**, **View Users** and **Add User** options will appear.



3. Click View Users.

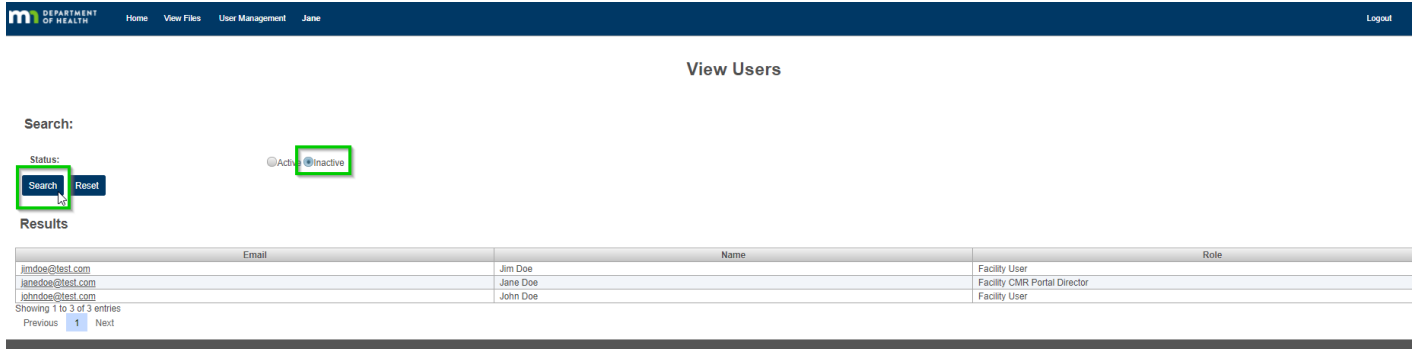


4. Active users for the facility are listed.



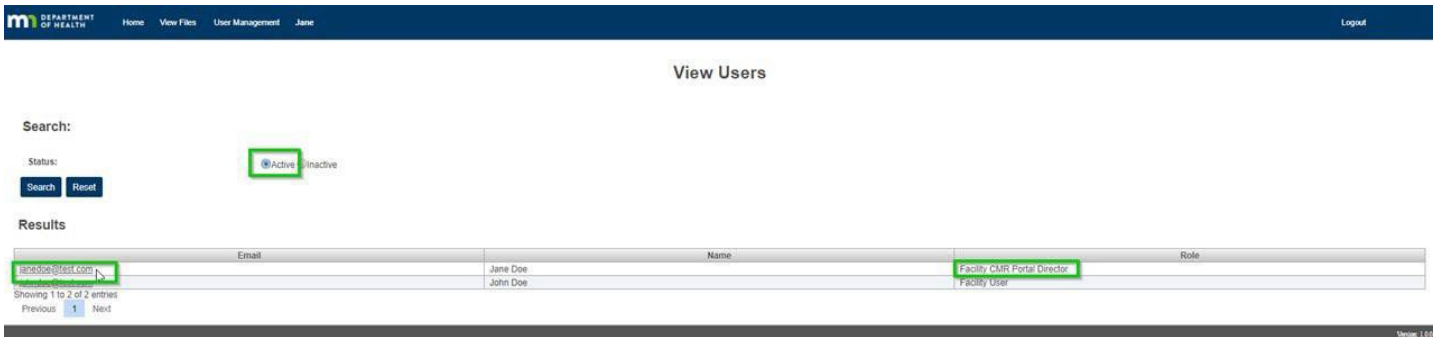


- To view inactive users, select the **Inactive** option, then click **Search** to return the list of inactive users.



## Updating Account Information

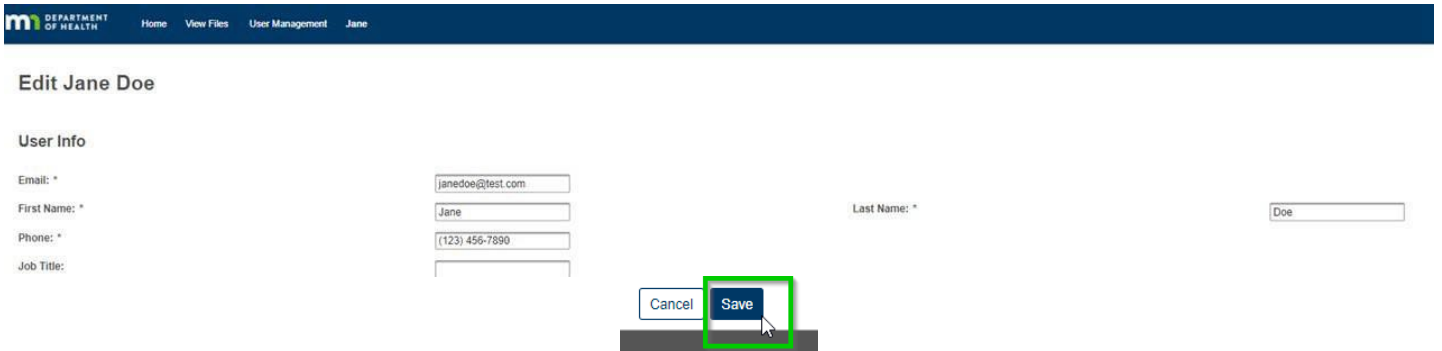
- Accessing the Account to be Updated
- To update account information, click on the email address associated with the CMR Director or User



- Click **Edit**



- Update account and click **Save** when finished.



## Deactivating or Activating a User's Account

A facility is limited to three (3) active users. The **error message** below will appear with attempts to add a fourth user or activate an inactive user as a fourth user.

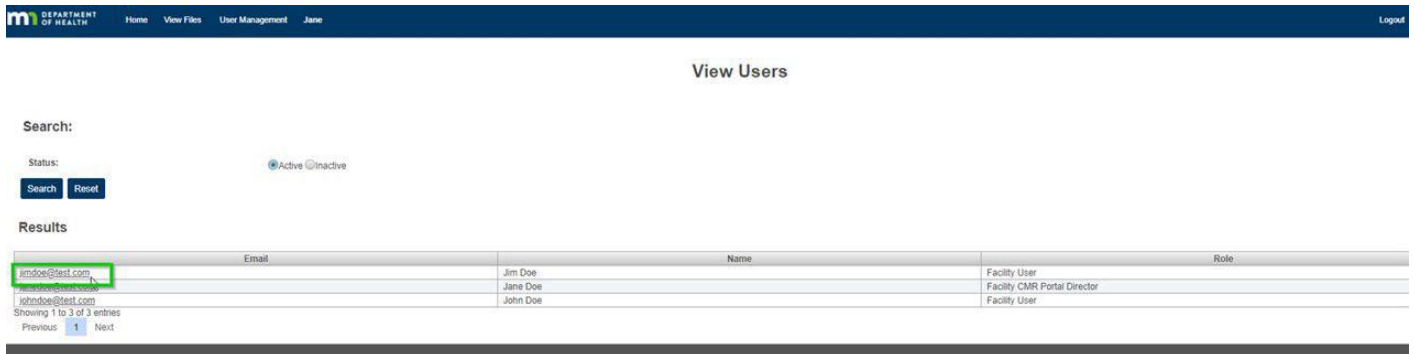
**Error:** Facility [redacted] already has 3 users. To add a new user or to activate an inactive user you will need to inactivate a current active user for your facility.

An inactive user's account is deleted six (6) months after the account is changed to Inactive status. Activation of the user's account will prevent the account from being removed.

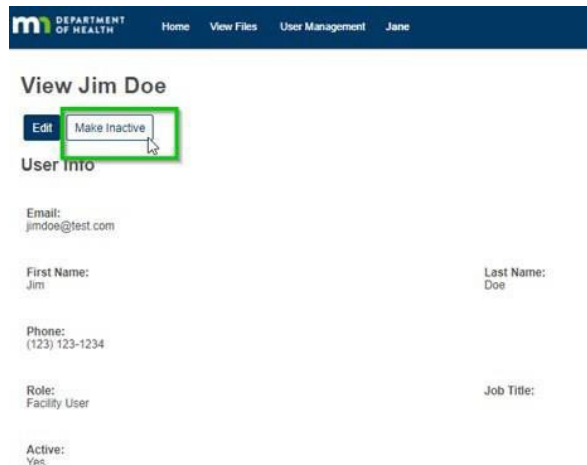
The CMR Director is responsible for immediately deactivating a user who is no longer employed by the facility or the corporation to prevent unauthorized access to the CMR Portal. When the CMR Director is ending employment with a facility or corporation, the current CMR Director must change the CMR Director role to an active user for the facility in the CMR Portal prior to ending employment.

## Deactivating a User's Account

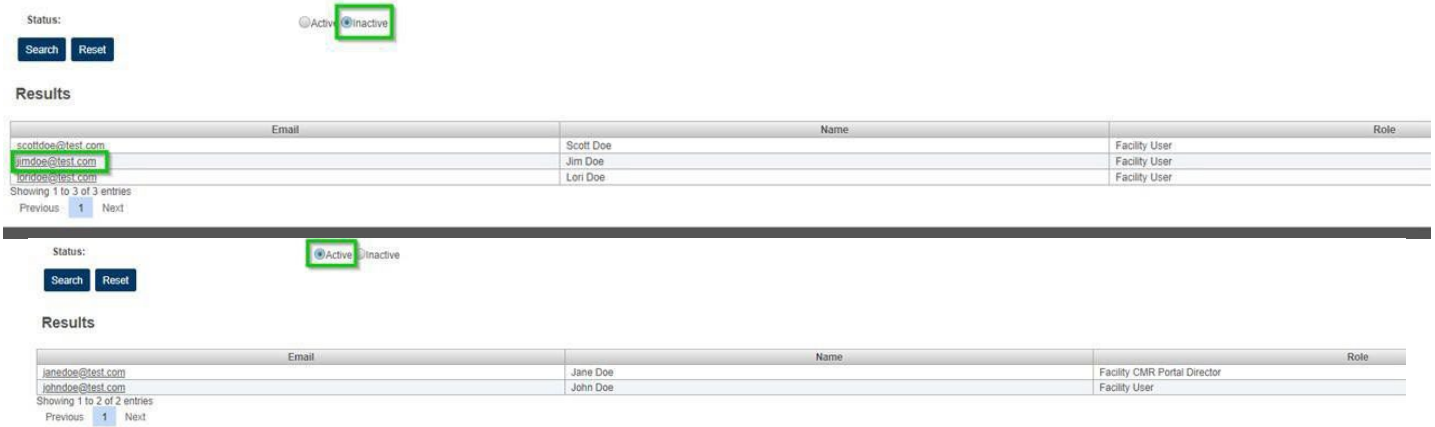
1. To deactivate a User, click email address for the user.



2. Click **Make Inactive**. A message appears for a successful deactivation. **Active** will be **No**.



3. The user’s account is listed in Inactive status and is removed from Active status.



## Activating a User’s Account

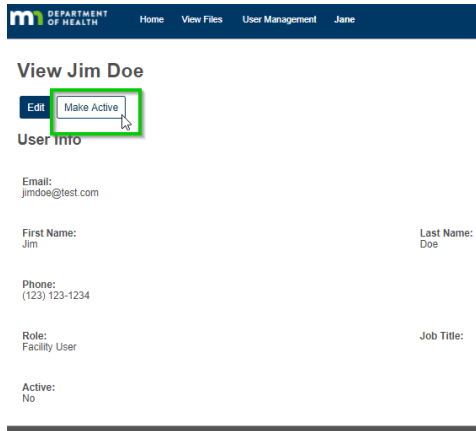
1. Click the button for **Inactive** status, then click **Search**.



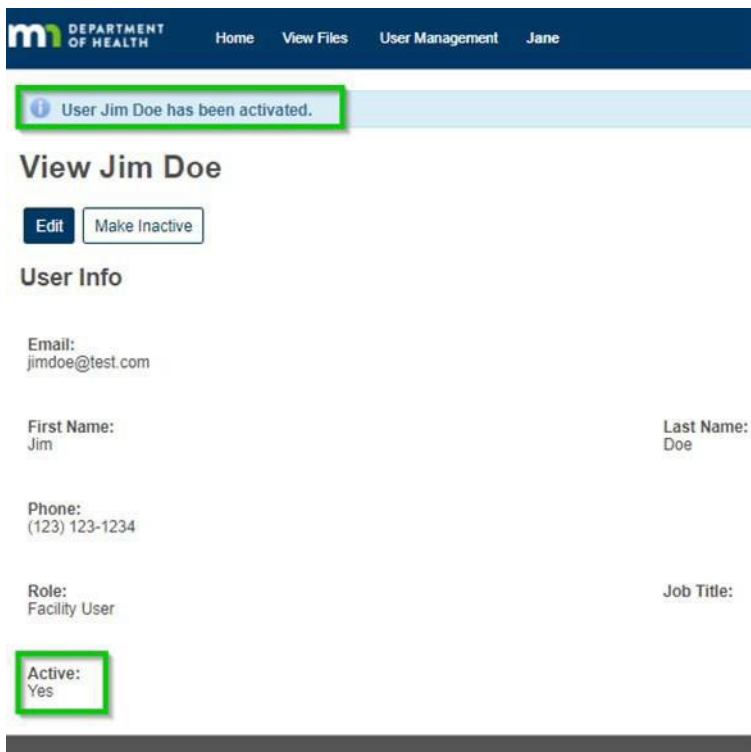
2. To activate a user, click email address for the user.



3. Click Make Active.



4. A message appears for successful activation. **Active** will be **Yes**.



5. Jim Doe's account is listed in Active status and removed from Inactive status.



## Changing the CMR Director

The user must be Active to change role from User role to CMR Director Role.

When the CMR Director is ending employment with a facility or corporation, the current CMR Director must change the CMR Director role to an active user for the facility in the CMR Portal prior to ending employment.

1. Click the email address of the User who will be the new CMR Director.

DEPARTMENT OF HEALTH | Home | View Files | User Management | Jane

### View Users

Search:  Status:  Active  Inactive

Results

Email	Name	Role
jmdoe@test.com	Jim Doe	Facility User
janedoe@test.com	Jane Doe	Facility CMR Portal Director
johndoe@test.com	John Doe	Facility User

Showing 1 in 1 of 1 items | Previous 1 Next

2. Click **Edit**.

DEPARTMENT OF HEALTH | Home | View Files | User Management | Jane

### View John Doe

User Info

Email: johndoe@test.com

First Name: John | Last Name: Doe

Phone: (123) 456-7890

Role: Facility User | Job Title:

Active: Yes

3. Click the button for **Facility CMR Portal Director**, then click **Save**.

DEPARTMENT OF HEALTH | Home | View Files | User Management | Jane

### Edit John Doe

User Info

Email: \*  | Last Name: \*

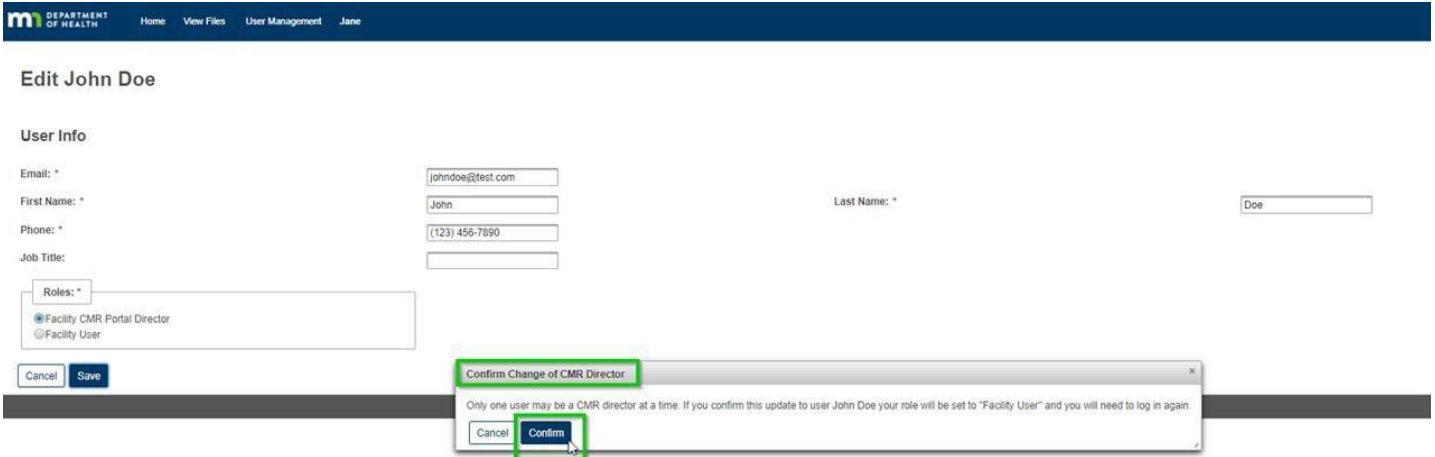
First Name: \*

Phone: \*

Job Title:

Roles: \*  (Facility User)

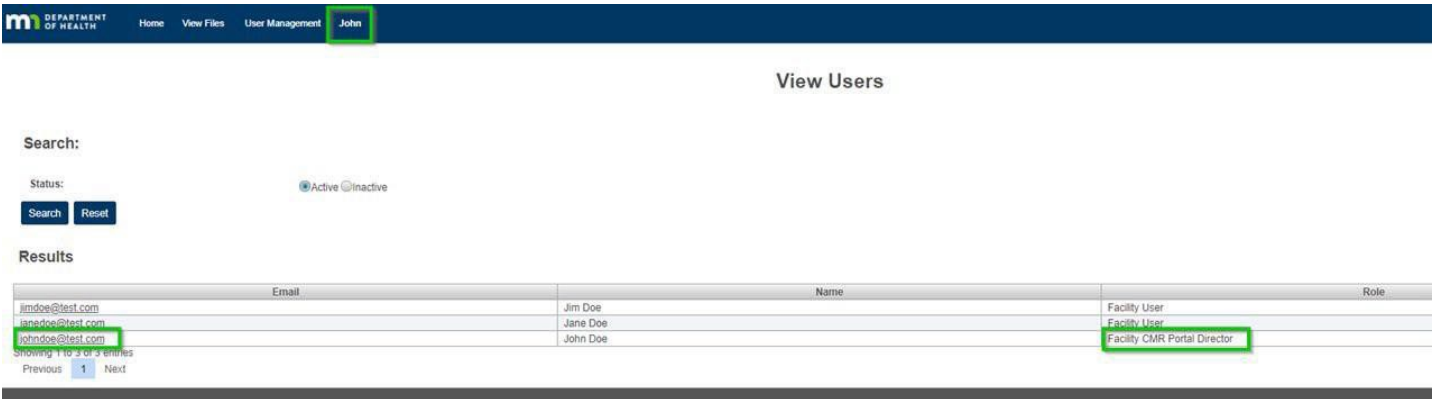
4. To confirm change of CMR Director, click **Confirm**.



5. The login page will appear.



6. The selected user is now the CMR Director.

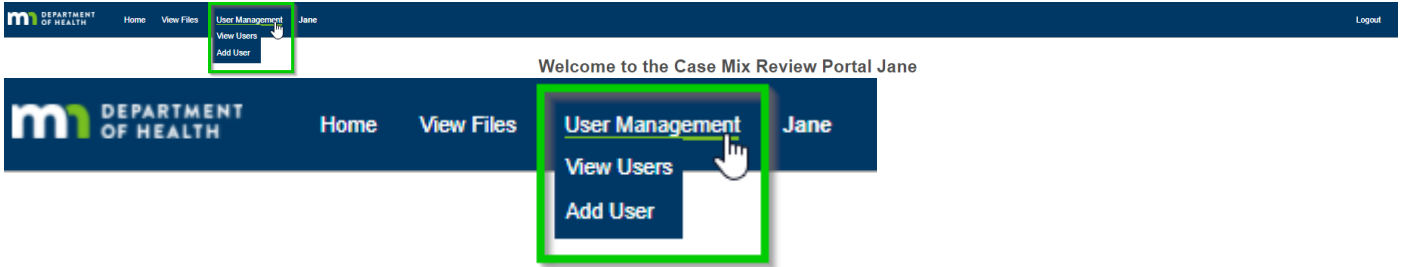


Adding a User

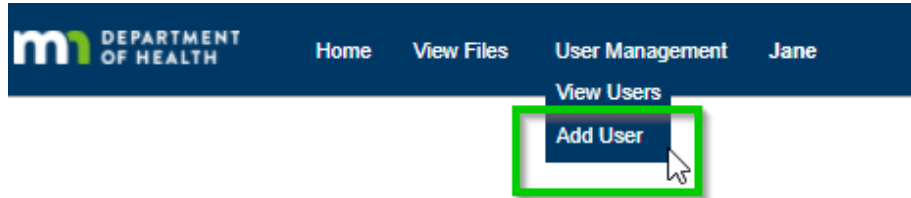
1. Move mouse over **User Management**.



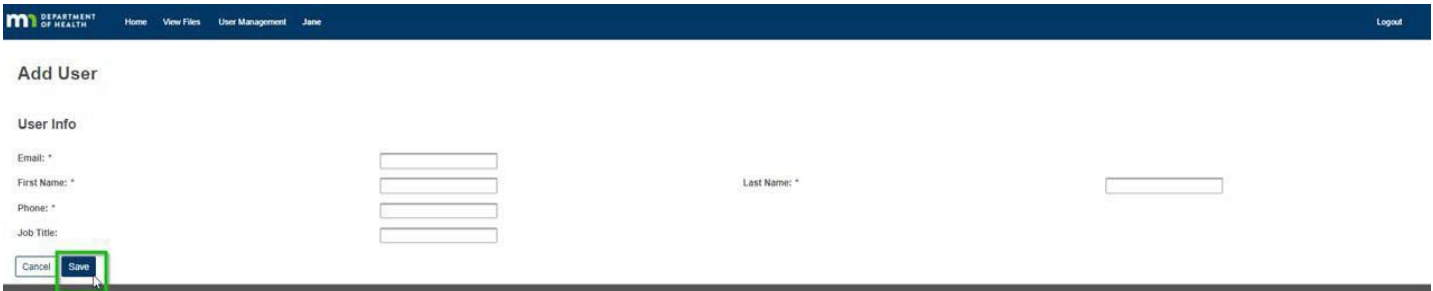
2. With mouse over **User Management**, **View Users** and **Add User** options will appear.



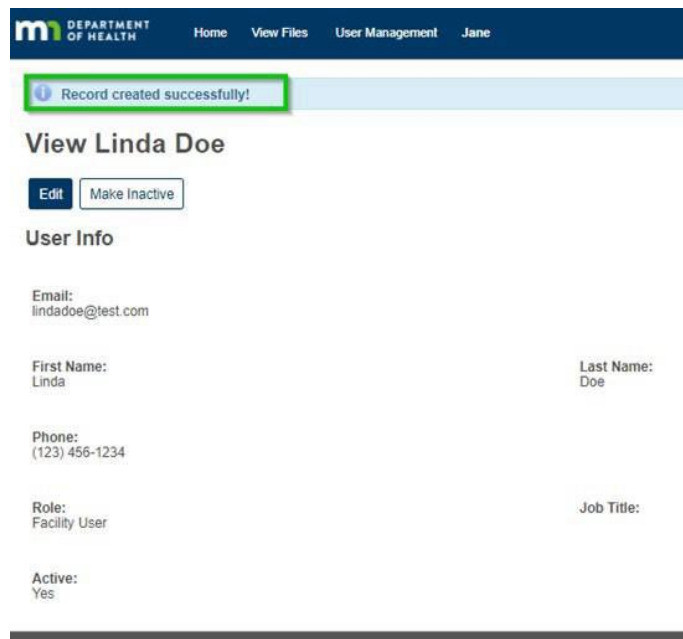
3. Click **“Add User”**



4. Complete required fields: Email, First Name, Last Name, and Phone. Click **Save**.



5. A new user was successfully added to the CMR Portal. All users will receive an email when CMR reports, checklists, and classification notices are posted to the CMR Portal.



The following email is sent to the new user:

**Subject:** *Welcome to the CMR Portal*

*Welcome to the CMR Portal application. Your registered email is (**User email**). Please follow the directions below in order to create your password.*

1. *Navigate to the CMR Portal*
2. *Click the **Log in** button*
3. *On the Log in page, click the **Forgot Password?** button.*
4. *Enter your registered email address and click **Submit***

*You will receive an email with the subject **Reset Password**. Click the **Link to reset credentials** link in this email and follow the directions on-screen. You must do this **within FIVE (5) MINUTES of receiving this email**, or the password reset request will expire. If this happens, you can request another reset link by following these steps again.*

*If you have any questions, please contact the CMR Portal Director at (**CMR Director email**).*

6. The new user will follow the **Forgot Password?** instructions to create a secure password.



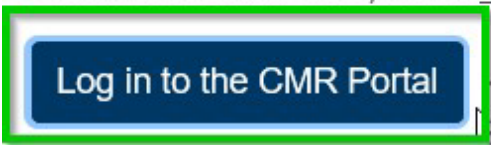
## “Forgot Password?”

1. Navigate to the [Case Mix Review Portal \(https://cmrportal.web.health.state.mn.us/\)](https://cmrportal.web.health.state.mn.us/). Read the **Use Warning**. Click **Log in to the CMR Portal**.



[CMR Portal Users Manual, October 2020 \(PDF\)](#)

Case Mix Review staff, email: [health.fpc-cmr@state.mn.us](mailto:health.fpc-cmr@state.mn.us)

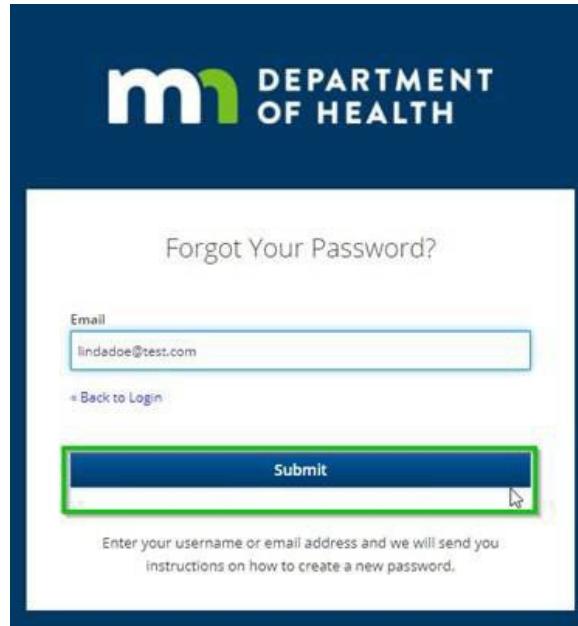


includes information on the CMR Director for your facility


2. On the log in page, click the **Forgot Password?** button.



3. Enter your registered email address and click **Submit**.



4. This screen will appear.



5. You will receive an email with the subject **Reset password**. Click the **Link to reset credentials** in this email and follow the on-screen directions.

You must reset the password **WITHIN FIVE (5) MINUTES** of receiving this email, or the password reset request will expire. If this happens, you can request another reset link by following these steps again.



Someone just requested to change your Health Regulation Division - Case Mix Review Portal - Realm account's credentials. If this was you, click on the link below to reset them.

[Link to reset credentials](#)

This link will expire within 5 minutes.

If you don't want to reset your credentials, just ignore this message and nothing will be changed.

6. Type in your new password. Confirm your new password. Click **Submit**.

The password must be eight (8) characters long and include a lowercase character, an uppercase character, a special character, and a number.

7. This screen will appear upon successful completion of setting or updating your password.

## Short Stay Annual Election

The Short Stay Annual Election button identifies the facility's current annual election choice to either:

- Accept the Short Stay Rate (DDF) with a Case Mix Index of 1.00 for all residents who stay 14 days or less, **or**
- Complete and submit an OBRA Admission assessment for all residents admitted to the facility regardless of length of stay or payment source.

The Short Stay Annual Election button is also used in late May and early June each year to choose the facility's election for the upcoming State of Minnesota fiscal year, July 1<sup>st</sup> through June 30<sup>th</sup>.

### Short Stay Annual Election Instructions

1. Log into the [Case Mix Review Portal \(https://cmrportal.web.health.state.mn.us/\)](https://cmrportal.web.health.state.mn.us/).
2. Click on "Short Stay Annual Election" button located at the far right of the tool bar at the top of the screen.
3. The next screen displays the facility's current election for all residents who stay 14 days or less. This election expires annually on June 30<sup>th</sup>.
4. To choose an election for the upcoming State of Minnesota fiscal year, July 1<sup>st</sup> through June 30<sup>th</sup>, click on the "Make Election" button below. This button is available only during the election period, in late May and early June.
5. On the next screen select one option:
6. The facility elects to accept the short stay rate (DDF) for all residents who stay 14 days or less. An Admission assessment is not required for any resident who stays in the facility for 14 days or less

OR

7. The facility elects to complete an Admission assessment for all residents who are admitted to the facility regardless of their length of stay or payer source.
8. Click **Submit**.
9. On the next screen confirm the election is correct. The CMR Portal Director may change the election multiple times until the election window closes.
10. If the option displayed is correct, click on Exit.
11. If the option displayed is incorrect, click on the back arrow and go back to step three.
12. Log out of the Case Mix Review Portal.

# Request for Reconsideration Form

## CASE MIX REVIEW

This form is to be completed for facility-initiated reconsideration requests only. A facility requesting a reconsideration must provide notice of the request to the resident or their representative and must include a copy of that notice with this reconsideration request. See the Minnesota Case Mix Review Manual for more information.

## Resident Information

Resident Name: \_\_\_\_\_

Resident Social Security Number (SSN#): \_\_\_\_\_

Resident Date of Birth (DOB): \_\_\_\_\_

Resident Phone Number: \_\_\_\_\_

## Facility Information

Facility Name: \_\_\_\_\_

Health Facility ID (HFID - 5 digit #): \_\_\_\_\_

MDS Nurse Name: \_\_\_\_\_

MDS Nurse Telephone Number: \_\_\_\_\_

## Reconsideration Request

Who Requested the Reconsideration?

- Facility                                       Resident                                       Resident's Representative

If requested by resident's representative, please include:

- Representative's Name: \_\_\_\_\_
- Representative's Phone Number: \_\_\_\_\_

## Assessment

Type of Assessment:

- Admission                                       Annual                                       Significant Correction
- Quarterly                                       Significant Change in Status

Assessment ARD: \_\_\_\_\_

Case Mix Classification: \_\_\_\_\_

Date Facility *received* classification notice: \_\_\_\_\_

Date Facility *distributed* the classification notice: \_\_\_\_\_

## Requester Contact Information

Please include the name and contact information of the person completing this form.

Name: \_\_\_\_\_

Phone Number: \_\_\_\_\_

Date: \_\_\_\_\_

## Submit the Following Documents to MDH:

- Completed Request for Reconsideration Form (this form)
- Copy of resident notice of the reconsideration request

Note: A copy of the MDS assessment is not required when submitting a Request for Reconsideration.

## Return Completed Documents

Fax completed Request for Reconsideration form and all required documents to the Minnesota Case Mix Review Program at: 1-800-348-0191.

Minnesota Department of Health  
Health Regulation Division  
Case Mix Review  
PO Box 64975  
St. Paul, MN 55164-0975  
651-201-4200  
[health.fpc-cmr@state.mn.us](mailto:health.fpc-cmr@state.mn.us)  
[www.health.state.mn.us](http://www.health.state.mn.us)

06/20/2024

To obtain this information in a different format, call: 651-201-4200.