

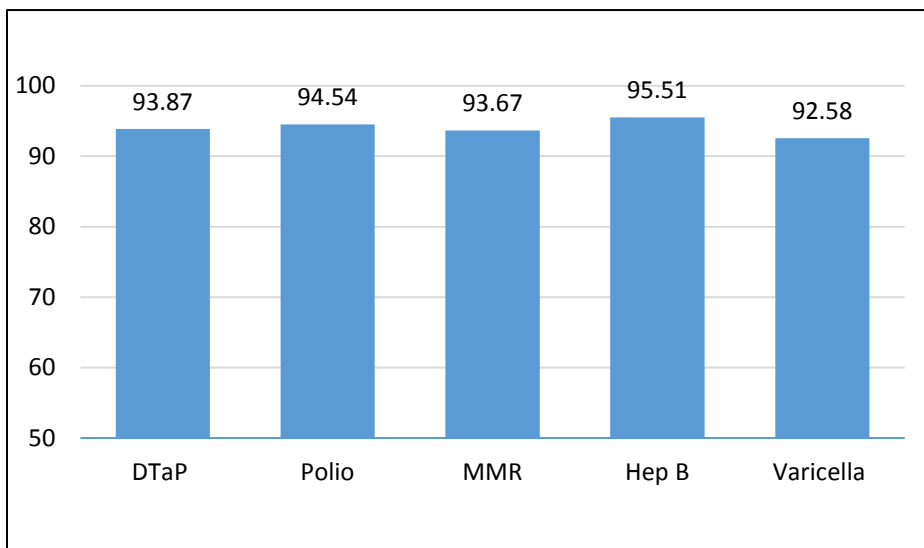
2014-15 Annual Immunization Status Report (AISR) Summary

2014-15 School Immunization Percentages

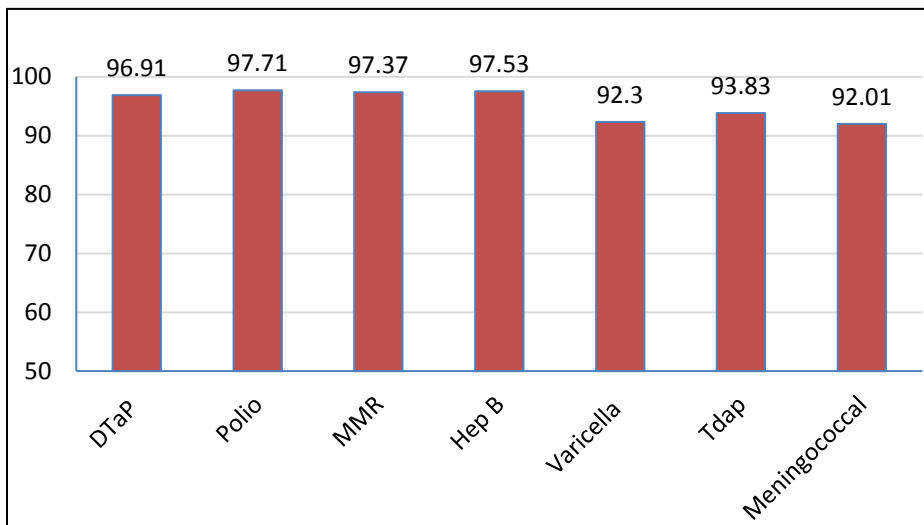
For the 2014-15 school year, 68,870 of 70,416 (97.8 percent) kindergarteners and 66,767 of 67,765 (98.6 percent) seventh graders had immunization data reported in the AISR. The kindergarten and seventh grade enrollment totals are from the Minnesota Department of Education (MDE). The total enrollment counts do not include home school children and private schools that did not report enrollment data to MDE for the 2014-15 school year.

Vaccination Percentages Kindergarten and Seventh Grade

Percent of Kindergarteners Vaccinated

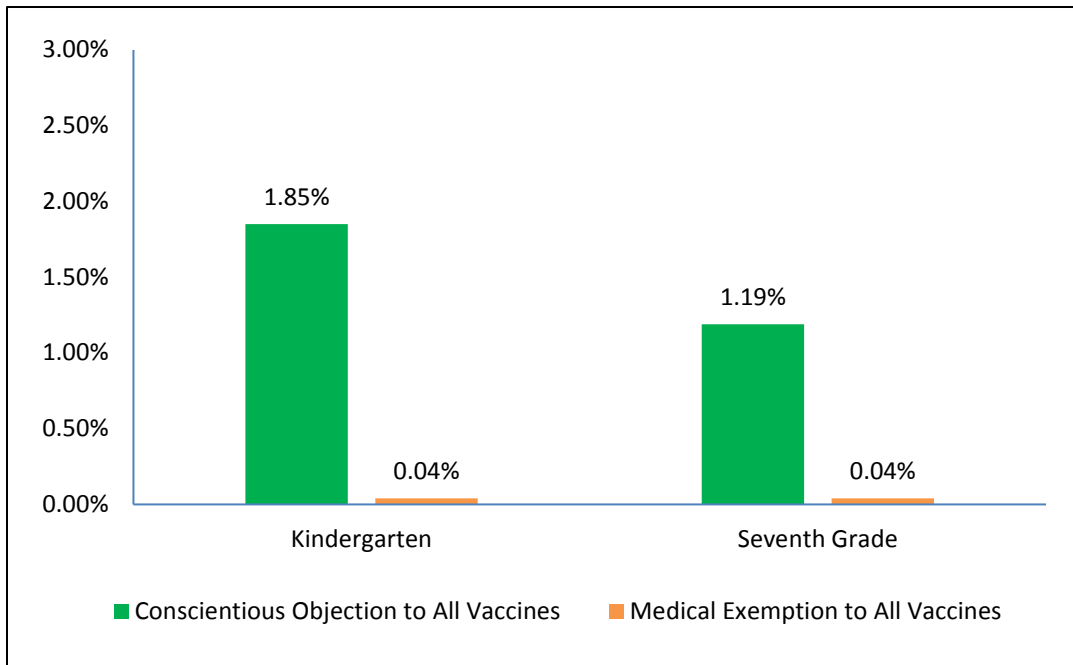


Percent of Seventh Graders Vaccinated



Legal Exemptions for Kindergarten and Seventh Grade

Kindergarteners and Seventh Graders Exempt to All Vaccines



AISR (up-to-date) Vaccine Coverage Definitions

Age/Grade	DTaP/ DT/Td doses	Polio doses	MMR doses	Hepatitis B doses	Varicella doses	Tdap doses
6 years/Kindergarten	5 ^a	4 ^b	2	3	2 or disease history	No requirement
Grade seven	3 ^c	3 ^c	2	2-3 ^d	2 or disease history	1

^a The 5th dose of DTP/DTaP is not required if the previous dose was given after the fourth birthday

^b Fourth dose of polio vaccine is not required if the previous dose was given after the fourth birthday

^c Three doses is the minimum necessary for children 7 years of age or older, regardless of the age when the initial series was given

^d A two-dose hepatitis B adolescent schedule given between the ages of 11 through 15 years is acceptable